

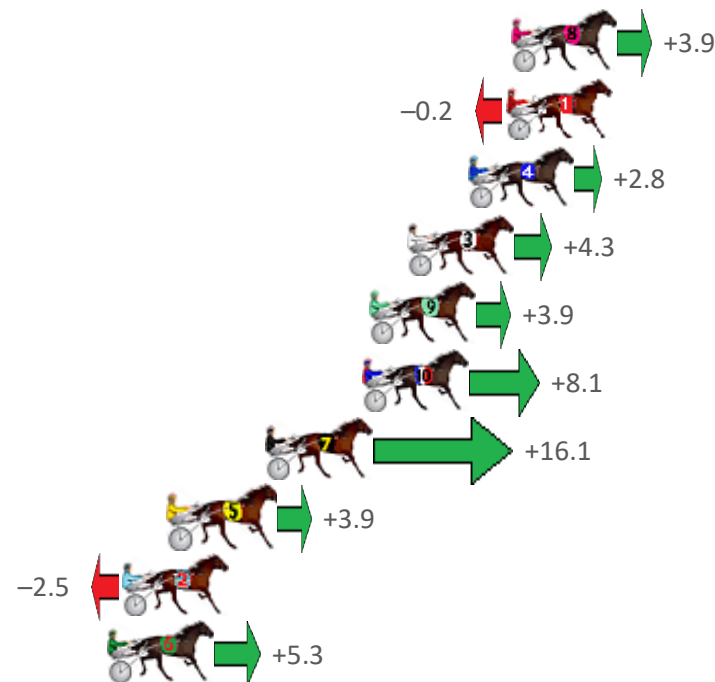
Albion Park Race 1 Distance 1660m

Saturday, 21 May 2022

Gross Time: 2:00.80 MileRate: 1:57.10 LeadTime: 3.40s First Qtr: 29.20s Second Qtr: 32.00s Third Qtr: 28.70s Fourth Qtr: 27.50s

NoHorse	Plc	Margin	Time	800Time (W)	400 Time (W)
8 BOMBADIER JUJON	1	0.0m	2:00.80	55.92s (0)	27.22s (0)
1 MISDEMEANOR	2	0.2m	2:00.81	56.21s (0)	27.51s (0)
4 SAVING MAJOR PERCY	3	1.7m	2:00.92	56.00s (1)	27.46s (1)
3 REGULUS	4	4.1m	2:01.10	55.90s (1)	27.44s (2)
9 GLENLEDI BOY	5	5.6m	2:01.21	55.93s (0)	27.35s (0)
10 DESPONDENT	6	5.9m	2:01.23	55.63s (0)	27.33s (1)
7 CAPTAINS PICK	7	9.7m	2:01.50	55.06s (1)	27.28s (0)
5 LEFT A TERROR	8	13.5m	2:01.78	55.94s (1)	27.68s (2)
2 PRINCESS DANICA	9	15.4m	2:01.91	56.39s (1)	28.09s (3)
6 FIRST STRING	10	16.0m	2:01.96	55.84s (1)	27.58s (1)

Finish Position and metres gained from 800m



Sectionals
Powered
by



Home of PJ Harness Analyser

Want to know how successful PJ Harness Analyser is?
Click here for regular updates

www.pjdata.com.au admin@pjdata.com.au www.facebook.com/PJHarnessRacing




Albion Park Race 2 Distance 1660m

Saturday, 21 May 2022

Gross Time: 1:57.20 MileRate: 1:53.70 LeadTime: 3.20s First Qtr: 28.90s Second Qtr: 30.40s Third Qtr: 26.90s Fourth Qtr: 27.80s

NoHorse	Plc	Margin	Time	800Time (W)	400 Time (W)
3 MANILA PLAYBOY	1	0.0m	1:57.20	54.10s (1)	27.16s (1)
2 PELOSI	2	6.6m	1:57.68	54.22s (1)	27.32s (1)
4 JUDDY DOUGLAS	3	8.8m	1:57.84	55.34s (0)	28.44s (0)
1 SPORTY DANCER	4	10.1m	1:57.94	55.16s (0)	28.22s (0)
8 LOVE YOUR WORK	5	11.7m	1:58.06	54.96s (0)	28.06s (0)
10 ITS MR CLOONEY	6	14.6m	1:58.27	54.85s (0)	27.99s (0)
5 WATTS UP SUNSHINE	7	15.9m	1:58.36	54.26s (1)	27.44s (1)
7 BETTERTHANDIAMOND	8	17.6m	1:58.49	55.67s (1)	28.73s (1)
9 CALL ME KEITH	9	17.7m	1:58.49	54.71s (1)	27.85s (1)
6 ANOTHER STATEMENT	10	21.4m	1:58.76	55.06s (0)	28.20s (0)



Sectionals
Powered
by



Home of PJ Harness Analyser

Want to know how successful PJ Harness Analyser is?
Click here for regular updates

www.pjdata.com.au admin@pjdata.com.au www.facebook.com/PJHarnessRacing



The Racing Queensland Board (trading as Racing Queensland) and provider are not responsible for the completeness or accuracy of any of the information contained herein, and makes no representations about its suitability for any purpose.

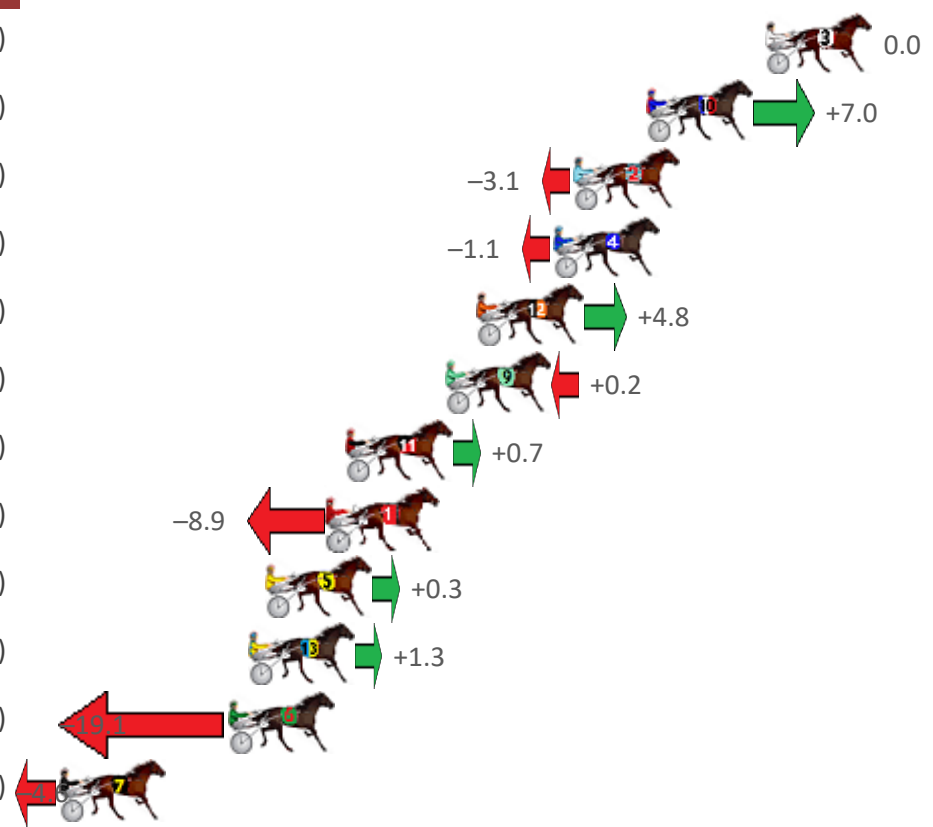
Albion Park Race 3 Distance 2138m

Saturday, 21 May 2022

Gross Time: 2:35.70 MileRate: 1:57.20 LeadTime: 37.50s First Qtr: 32.60s Second Qtr: 28.80s Third Qtr: 28.90s Fourth Qtr: 27.90s

NoHorse	Plc	Margin	Time	800Time (W)	400 Time (W)
3 SPEAK THE TRUTH	1	0.0m	2:35.70	56.80s (0)	27.90s (0)
10 DANGERZONE	2	4.7m	2:36.04	56.30s (1)	27.44s (1)
2 MISTY CREEK	3	7.6m	2:36.26	57.04s (0)	28.18s (0)
4 TEDDY DISCO	4	8.4m	2:36.32	56.90s (1)	28.00s (1)
12 GOTTA GO MILKING	5	11.4m	2:36.54	56.48s (1)	27.66s (1)
9 BANGKOK DEEJAY	6	12.7m	2:36.63	56.81s (0)	27.91s (0)
11 JUDGE JUJON	7	16.6m	2:36.92	56.78s (0)	27.88s (0)
1 MIDNIGHT SOMEWHERE	8	17.3m	2:36.97	57.47s (0)	28.53s (0)
5 MISTER CAUTIOUS	9	19.8m	2:37.15	56.81s (1)	27.99s (1)
13 TORQUE TOTHE MUSIC	10	20.5m	2:37.20	56.74s (0)	27.80s (0)
6 CLASS TO THE MAX	11	21.3m	2:37.26	58.20s (1)	29.30s (1)
7 GOING GREAT GUNS	12	29.8m	2:37.89	57.19s (1)	28.61s (2)

Finish Position and metres gained from 800m



Sectionals
Powered
by



Home of PJ Harness Analyser

Want to know how successful PJ Harness Analyser is?
Click here for regular updates

www.pjdata.com.au admin@pjdata.com.au www.facebook.com/PJHarnessRacing



The Racing Queensland Board (trading as Racing Queensland) and provider are not responsible for the completeness or accuracy of any of the information contained herein, and makes no representations about its suitability for any purpose.

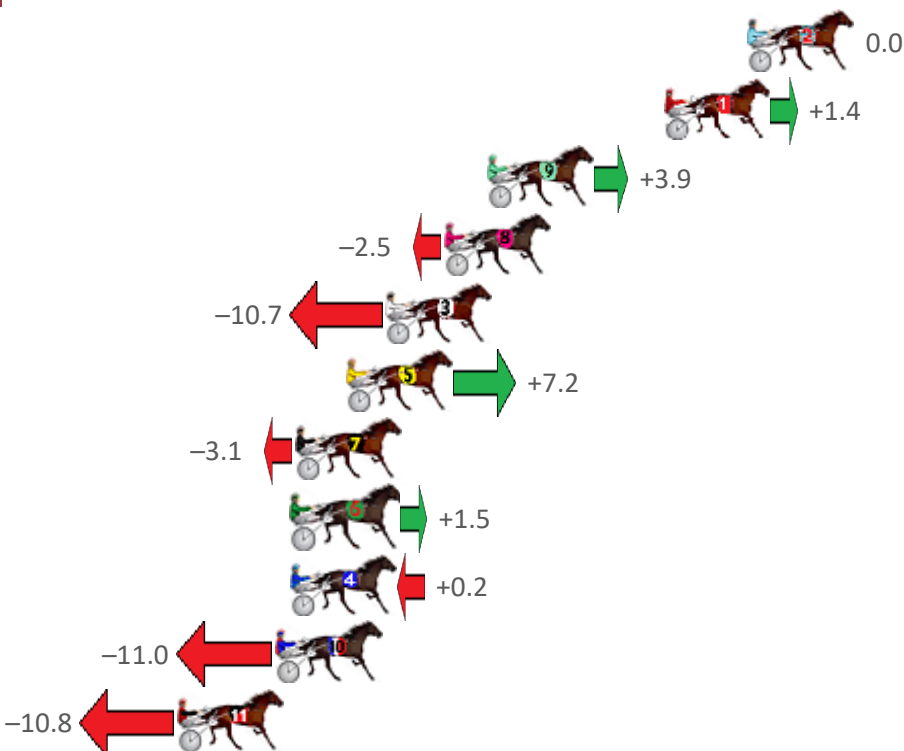
Albion Park Race 4 Distance 2138m

Saturday, 21 May 2022

Gross Time: 2:36.60 MileRate: 1:57.90 LeadTime: 38.80s First Qtr: 31.70s Second Qtr: 30.90s Third Qtr: 27.20s Fourth Qtr: 28.00s

No	Horse	Plc	Margin	Time	800Time (W)	400 Time (W)
2	CAPTAIN CRUSADER	1	0.0m	2:36.60	55.20s (0)	28.00s (0)
1	FOND MEMORIES	2	3.3m	2:36.84	55.12s (0)	27.88s (0)
9	INFATUATION	3	10.3m	2:37.36	55.00s (0)	27.76s (0)
8	COMMODORE JUJON	4	12.0m	2:37.48	55.44s (0)	28.16s (0)
3	MAFUTA VAUTIN	5	14.3m	2:37.65	56.01s (1)	28.49s (1)
5	THE IDEAL DANCER	6	15.9m	2:37.77	54.81s (1)	27.81s (2)
7	BITCOIN	7	17.9m	2:37.92	55.52s (2)	28.52s (3)
6	RANGER BOMB	8	18.0m	2:37.92	55.20s (2)	28.24s (2)
4	JACK WILLIAM	9	18.1m	2:37.93	55.29s (1)	27.93s (0)
10	SAM IS PERFECTION	10	18.7m	2:37.98	56.06s (1)	28.58s (2)
11	ROCKNROLL ICON	11	22.6m	2:38.26	56.06s (1)	28.54s (1)

Finish Position and metres gained from 800m



Sectionals
Powered
by



Home of PJ Harness Analyser

Want to know how successful PJ Harness Analyser is?
Click here for regular updates

www.pjdata.com.au admin@pjdata.com.au www.facebook.com/PJHarnessRacing



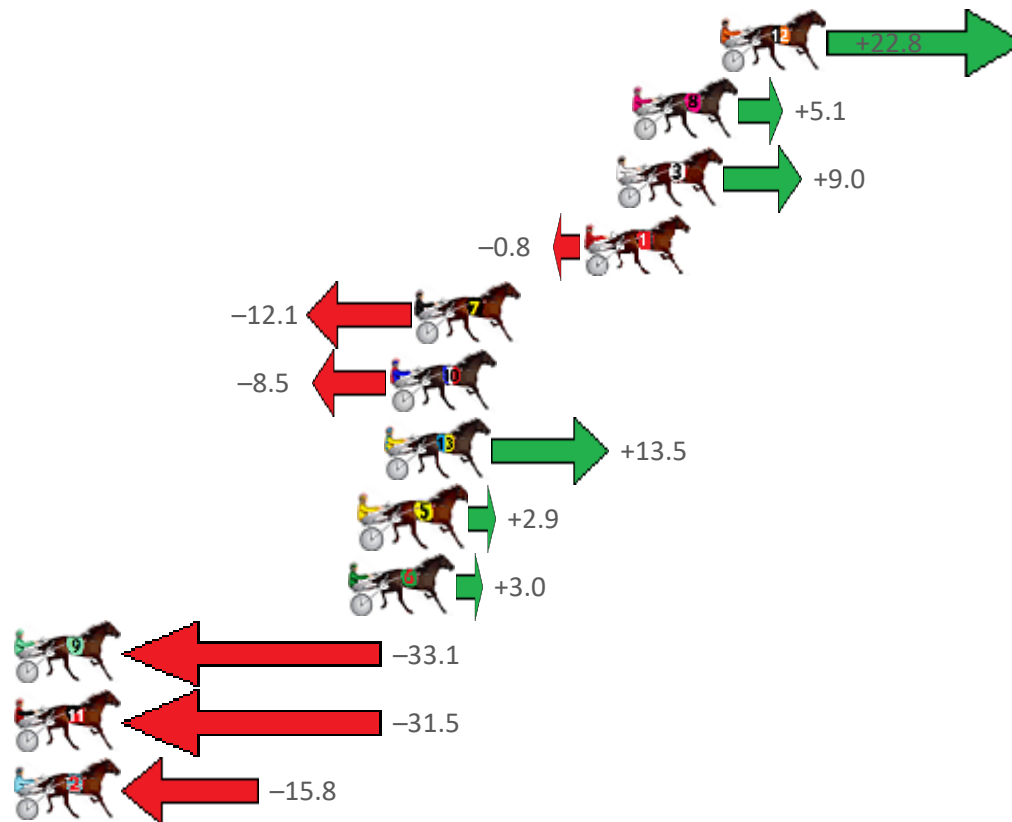
Albion Park Race 5 Distance 2138m

Saturday, 21 May 2022

Gross Time: 2:35.40 MileRate: 1:56.90 LeadTime: 37.00s First Qtr: 30.70s Second Qtr: 29.50s Third Qtr: 28.20s Fourth Qtr: 30.00s

NoHorse	Plc	Margin	Time	800Time (W)	400 Time (W)
12 RACY ROXY	1	0.0m	2:35.40	56.60s (1)	28.68s (2)
8 ALWAYS BME	2	3.5m	2:35.68	57.88s (1)	29.48s (1)
3 BEJIGGITY	3	4.1m	2:35.72	57.60s (1)	29.24s (1)
1 CANDYKANE	4	5.4m	2:35.82	58.30s (0)	30.10s (0)
7 SHEZ NOTORIOUS	5	12.1m	2:36.35	59.15s (0)	30.95s (0)
10 MAGICAL MAYA	6	13.1m	2:36.43	58.91s (1)	30.55s (1)
13 CAT KING COLE	7	13.3m	2:36.45	57.37s (1)	29.45s (2)
5 GOLDIES A DELIGHT	8	14.2m	2:36.52	58.12s (1)	29.76s (1)
6 COPY WRITER	9	14.7m	2:36.56	58.12s (0)	29.40s (1)
9 BETTYS GOLD CLASS	10	41.7m	2:38.68	60.88s (0)	32.28s (0)
11 REBLINE	11	45.2m	2:38.95	60.79s (0)	31.91s (0)
2 JEREMES GOTTA GO	12	47.2m	2:39.11	59.71s (0)	31.51s (0)

Finish Position and metres gained from 800m



Sectionals
Powered
by



Home of PJ Harness Analyser

Want to know how successful PJ Harness Analyser is?
Click here for regular updates

www.pjdata.com.au admin@pjdata.com.au www.facebook.com/PJHarnessRacing



The Racing Queensland Board (trading as Racing Queensland) and provider are not responsible for the completeness or accuracy of any of the information contained herein, and makes no representations about its suitability for any purpose.

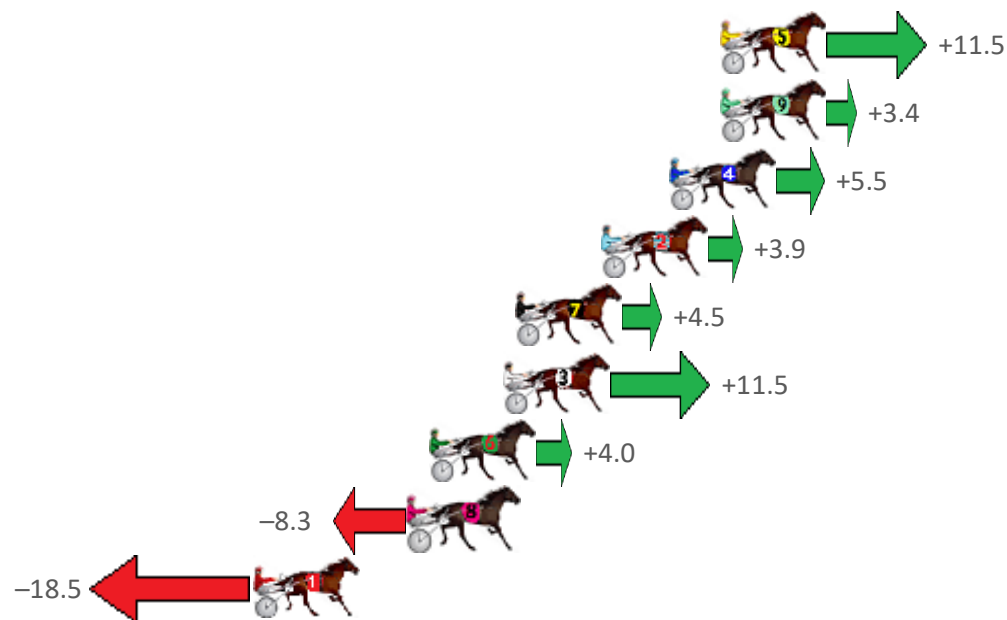
Albion Park Race 6 Distance 2138m

Saturday, 21 May 2022

Gross Time: 2:36.40 MileRate: 1:57.70 LeadTime: 38.90s First Qtr: 31.10s Second Qtr: 29.70s Third Qtr: 28.10s Fourth Qtr: 28.60s

NoHorse	Plc	Margin	Time	800Time (W)	400 Time (W)
5 HEMSWORTH	1	0.0m	2:36.40	55.90s (1)	27.96s (1)
9 AIR TIME	1	0.0m	2:36.40	56.46s (1)	28.52s (1)
4 FALCONS	3	2.0m	2:36.55	56.33s (1)	28.39s (1)
2 LA SAFRON	4	4.7m	2:36.75	56.45s (0)	28.31s (0)
7 HEY MISTER TAYLOR	5	8.1m	2:37.01	56.43s (0)	28.29s (0)
3 STYLISH JOE	6	8.6m	2:37.05	55.95s (1)	28.01s (1)
6 LIFES BLACK	7	11.5m	2:37.26	56.48s (1)	28.54s (1)
8 JILLIBY JACKPOT	8	12.3m	2:37.32	57.34s (0)	29.20s (0)
1 MONGOLIAN CONQUER	9	18.5m	2:37.79	58.09s (0)	29.99s (0)

Finish Position and metres gained from 800m



Sectionals
Powered
by



Home of PJ Harness Analyser

Want to know how successful PJ Harness Analyser is?
Click here for regular updates

www.pjdata.com.au admin@pjdata.com.au www.facebook.com/PJHarnessRacing



The Racing Queensland Board (trading as Racing Queensland) and provider are not responsible for the completeness or accuracy of any of the information contained herein, and makes no representations about its suitability for any purpose.

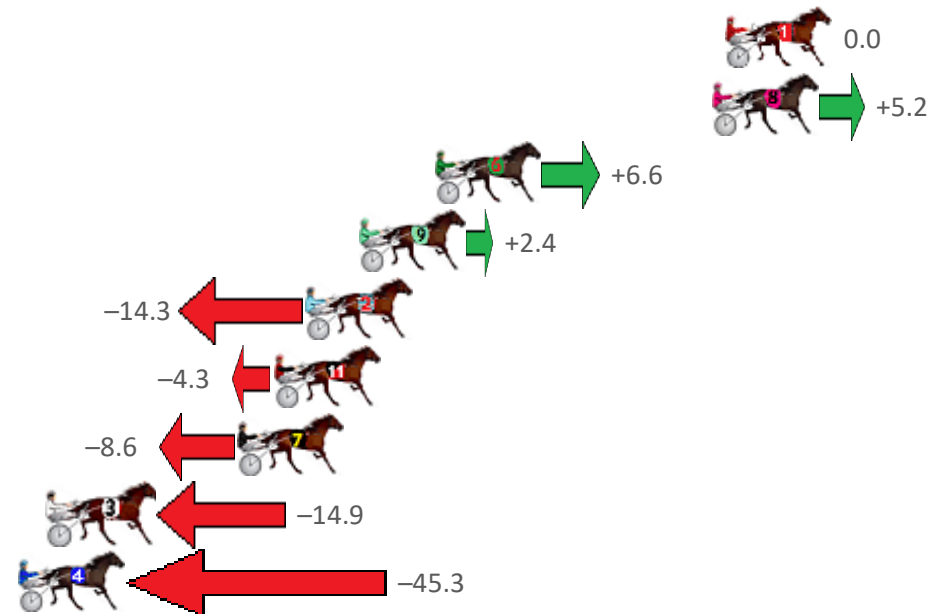
Albion Park Race 7 Distance 1660m

Saturday, 21 May 2022

Gross Time: 2:01.60 MileRate: 1:57.90 LeadTime: 3.30s First Qtr: 27.40s Second Qtr: 32.60s Third Qtr: 28.50s Fourth Qtr: 29.80s

No	Horse	Plc	Margin	Time	800Time (W)	400 Time (W)
1	MULLUM AXEL	1	0.0m	2:01.60	58.30s (0)	29.80s (0)
8	REGAZZO DI TILLY	2	0.5m	2:01.64	57.94s (0)	29.48s (0)
6	HOLD ONTO YA BLING	3	11.5m	2:02.50	57.92s (2)	29.18s (2)
9	HAVEYOUCHECKEDIN	4	14.5m	2:02.73	58.23s (1)	29.97s (1)
2	CRADOCK	5	16.6m	2:02.90	59.44s (1)	30.78s (1)
11	FOR REAL LIFE	6	17.9m	2:03.00	58.74s (2)	30.04s (3)
7	GOTTA GO TORQUE	7	19.3m	2:03.11	59.05s (0)	30.55s (0)
3	HEZA GALVINATOR	8	26.8m	2:03.69	59.55s (1)	31.21s (1)
4	THE TAX COLLECTOR	9	52.6m	2:05.71	61.89s (2)	32.71s (2)

Finish Position and metres gained from 800m



Sectionals
Powered
by



Home of PJ Harness Analyser

Want to know how successful PJ Harness Analyser is?
Click here for regular updates

www.pjdata.com.au admin@pjdata.com.au www.facebook.com/PJHarnessRacing



The Racing Queensland Board (trading as Racing Queensland) and provider are not responsible for the completeness or accuracy of any of the information contained herein, and makes no representations about its suitability for any purpose.

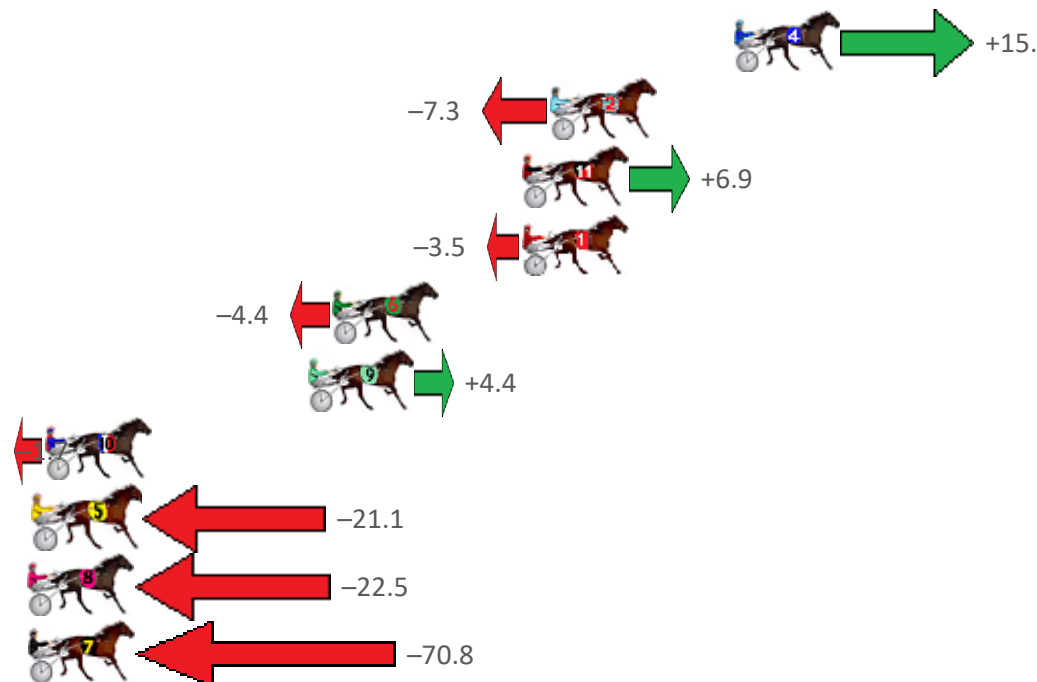
Albion Park Race 8 Distance 1660m

Saturday, 21 May 2022

Gross Time: 2:02.00 MileRate: 1:58.30 LeadTime: 3.30s First Qtr: 28.80s Second Qtr: 31.40s Third Qtr: 29.50s Fourth Qtr: 29.00s

NoHorse	Plc	Margin	Time	800Time (W)	400 Time (W)
4 MULLUM RUBY	1	0.0m	2:02.00	57.38s (1)	28.52s (1)
2 THE GROGMOTHER	2	7.3m	2:02.56	59.06s (0)	29.56s (0)
11 SHORT LEG SUE	3	8.4m	2:02.64	58.02s (0)	28.56s (0)
1 LADY DIGBY	4	8.4m	2:02.64	58.78s (0)	29.32s (0)
6 EMPRESS BYELINE	5	15.9m	2:03.21	58.87s (1)	30.05s (1)
9 BLACKJACK BETH	6	16.9m	2:03.29	58.23s (1)	29.29s (2)
10 FOXI FIVE	7	27.3m	2:04.08	58.70s (1)	29.52s (2)
5 PRETTY GOOD REASON	8	27.7m	2:04.11	60.13s (1)	29.71s (1)
8 TRUE ORIGINS	9	32.3m	2:04.46	60.24s (0)	30.70s (0)
7 OH MY GOSH	10	73.0m	2:07.55	63.89s (1)	33.51s (1)

Finish Position and metres gained from 800m



Sectionals
Powered
by



Home of PJ Harness Analyser

Want to know how successful PJ Harness Analyser is?
Click here for regular updates

www.pjdata.com.au admin@pjdata.com.au www.facebook.com/PJHarnessRacing




Albion Park Race 9 Distance 2138m

Saturday, 21 May 2022

Gross Time: 2:42.80 MileRate: 2:02.50 LeadTime: 41.40s First Qtr: 31.40s Second Qtr: 31.10s Third Qtr: 30.10s Fourth Qtr: 28.80s

NoHorse	Plc	Margin	Time	800Time (W)	400 Time (W)
4 MORE SHADES OF GOL	1	0.0m	2:42.80	58.90s (0)	28.80s (0)
1 MELPARK MAGIC	2	6.2m	2:43.27	59.01s (0)	28.91s (0)
2 STRESS FACTOR	3	7.1m	2:43.34	58.76s (0)	29.06s (1)
8 GARLAND GREENE	4	20.2m	2:44.33	59.60s (1)	29.45s (0)
6 WATTS UP MAJESTIC	5	33.2m	2:45.31	60.37s (0)	30.67s (1)
7 DOUG	6	41.3m	2:45.92	60.25s (0)	30.68s (0)
3 TAM OSHANTER	7	85.3m	2:49.25	61.68s (0)	31.09s (0)

Finish Position and metres gained from 800m



Sectionals
Powered
by



Home of PJ Harness Analyser

Want to know how successful PJ Harness Analyser is?
Click here for regular updates

www.pjdata.com.au admin@pjdata.com.au www.facebook.com/PJHarnessRacing



The Racing Queensland Board (trading as Racing Queensland) and provider are not responsible for the completeness or accuracy of any of the information contained herein, and makes no representations about its suitability for any purpose.