

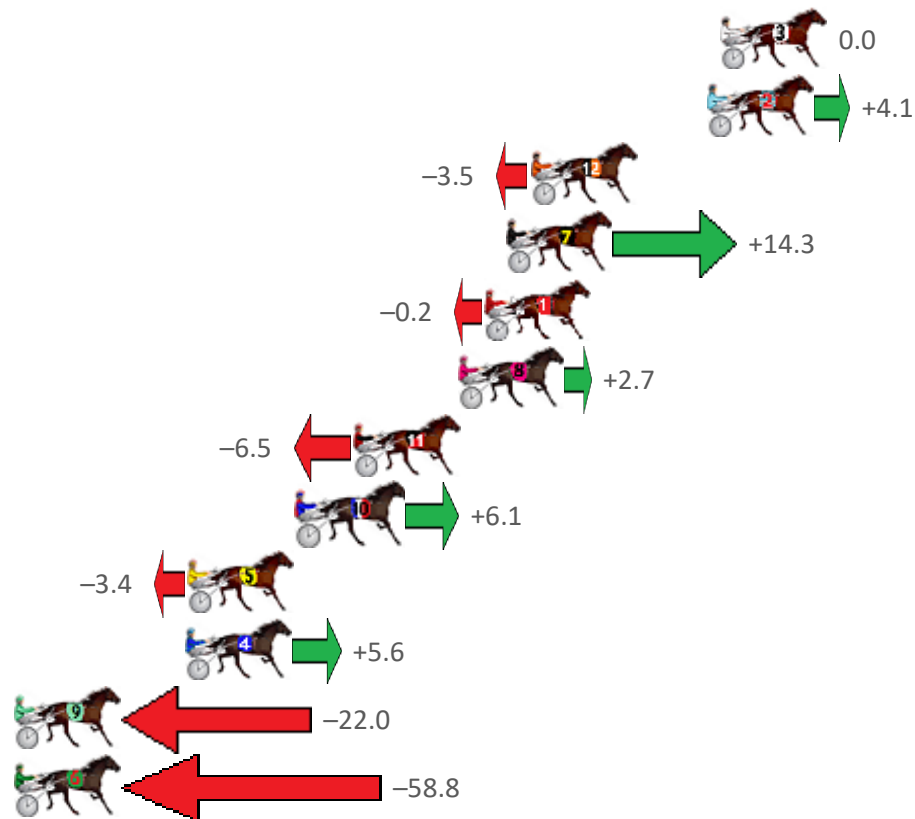
Albion Park Race 1 Distance 2138m

Saturday, 7 May 2022

Gross Time: 2:33.10 MileRate: 1:55.20 LeadTime: 36.20s First Qtr: 30.50s Second Qtr: 30.00s Third Qtr: 28.20s Fourth Qtr: 28.20s

NoHorse	Plc	Margin	Time	800Time (W)	400 Time (W)
3 SQUIRE	1	0.0m	2:33.10	56.40s (0)	28.20s (0)
2 BEAU CISHLOM	2	0.5m	2:33.14	56.12s (0)	27.96s (0)
12 ROCK BOTTOM	3	7.5m	2:33.66	56.68s (1)	28.44s (1)
7 MOHS EM DOWN	4	8.5m	2:33.73	55.43s (0)	27.47s (0)
1 BOHANNAN	5	9.3m	2:33.79	56.45s (0)	28.17s (0)
8 MAFUTA VAUTIN	6	10.4m	2:33.87	56.25s (0)	28.01s (1)
11 BELLA BALL TERROR	7	14.5m	2:34.17	56.91s (1)	28.59s (1)
10 SO BOBS YOUR UNCLE	8	16.7m	2:34.34	56.04s (1)	28.16s (2)
5 ROLL ONE OVER	9	21.1m	2:34.66	56.72s (0)	28.52s (1)
4 HANDSOME HERO	10	21.2m	2:34.67	56.09s (1)	28.21s (3)
9 JUMPING JACK JIMMY	11	40.3m	2:36.09	58.11s (1)	29.11s (1)
6 FRANCO HAMPTON	12	72.5m	2:38.47	60.81s (1)	31.37s (0)

Finish Position and metres gained from 800m



Sectionals
Powered
by



Home of PJ Harness Analyser

Want to know how successful PJ Harness Analyser is?
Click here for regular updates

www.pjdata.com.au admin@pjdata.com.au www.facebook.com/PJHarnessRacing



The Racing Queensland Board (trading as Racing Queensland) and provider are not responsible for the completeness or accuracy of any of the information contained herein, and makes no representations about its suitability for any purpose.

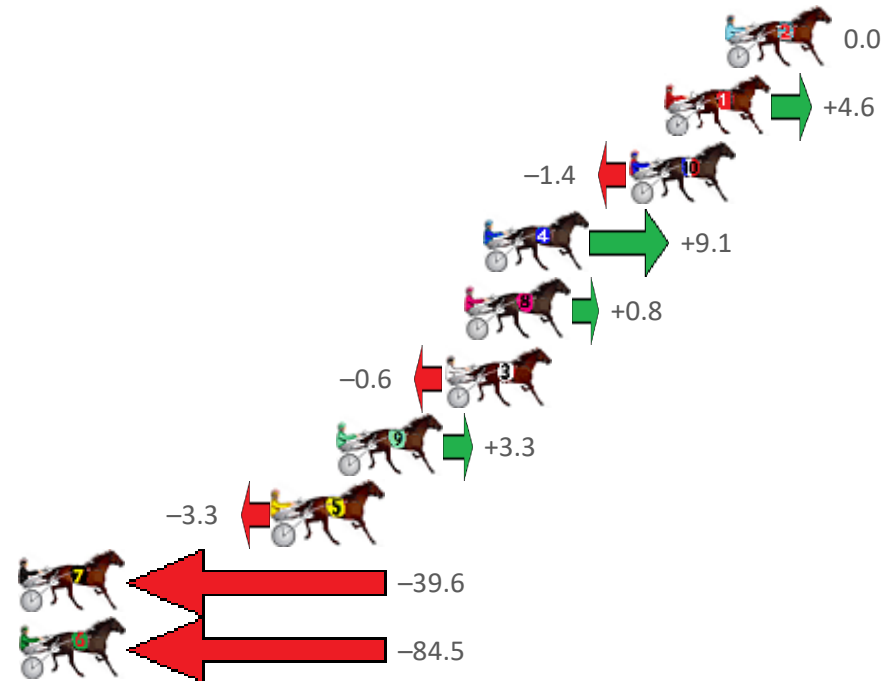
Albion Park Race 2 Distance 1660m

Saturday, 7 May 2022

Gross Time: 1:56.80 MileRate: 1:53.20 LeadTime: 3.50s First Qtr: 27.90s Second Qtr: 29.10s Third Qtr: 27.50s Fourth Qtr: 28.80s

NoHorse	Plc	Margin	Time	800Time (W)	400 Time (W)
2 ITS MR CLOONEY	1	0.0m	1:56.80	56.30s (0)	28.52s (0)
1 LEFT A TERROR	2	2.4m	1:56.98	56.00s (0)	28.30s (0)
10 JUDDY DOUGLAS	3	3.8m	1:57.09	56.43s (1)	29.09s (0)
4 JUST JOSHIN	4	9.6m	1:57.53	55.75s (0)	28.25s (0)
8 ARTFUL MAID	5	10.3m	1:57.58	56.32s (0)	28.62s (0)
3 THREE IN HEAVEN	6	11.1m	1:57.64	56.42s (1)	28.60s (2)
9 COURAGEOUS SAINT	7	15.4m	1:57.96	56.18s (1)	28.36s (2)
5 THE IDEAL DANCER	8	17.9m	1:58.15	56.65s (1)	28.83s (2)
7 PELOSI	9	63.0m	2:01.56	59.46s (1)	31.68s (1)
6 CAPTAIN NEMO	10	90.7m	2:03.66	62.74s (1)	34.54s (1)

Finish Position and metres gained from 800m



Sectionals
Powered
by



Home of PJ Harness Analyser

Want to know how successful PJ Harness Analyser is?
Click here for regular updates

www.pjdata.com.au admin@pjdata.com.au www.facebook.com/PJHarnessRacing



The Racing Queensland Board (trading as Racing Queensland) and provider are not responsible for the completeness or accuracy of any of the information contained herein, and makes no representations about its suitability for any purpose.

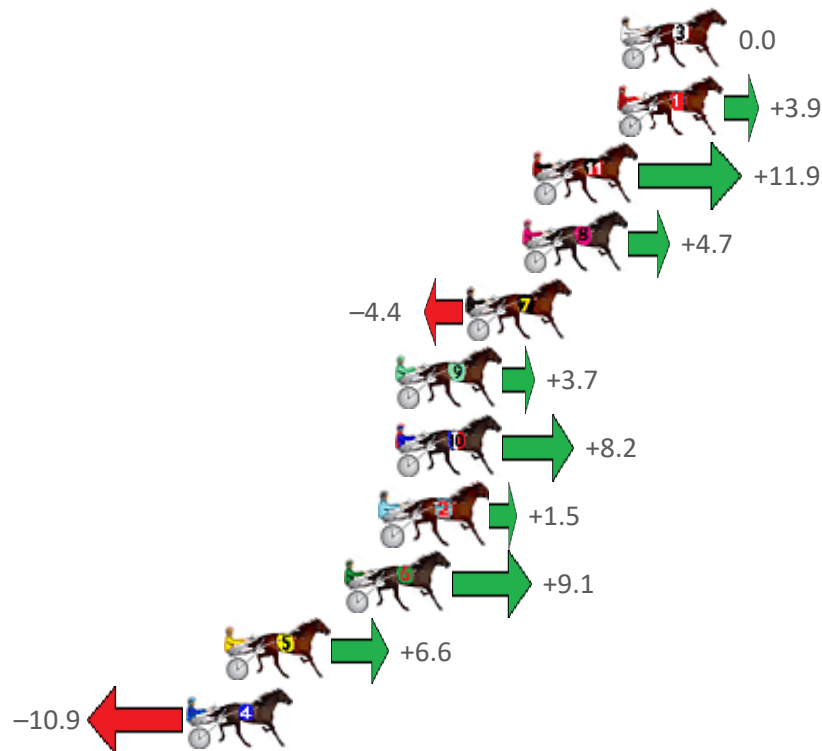
Albion Park Race 3 Distance 2138m

Saturday, 7 May 2022

Gross Time: 2:35.20 MileRate: 1:56.80 LeadTime: 38.00s First Qtr: 30.50s Second Qtr: 30.00s Third Qtr: 28.20s Fourth Qtr: 28.50s

NoHorse	Plc	Margin	Time	800Time (W)	400 Time (W)
3 GIVE ME A MINUTE	1	0.0m	2:35.20	56.70s (0)	28.50s (0)
1 FALCONS	2	0.1m	2:35.21	56.43s (0)	28.23s (0)
11 AIR TIME	3	3.5m	2:35.46	55.88s (1)	27.64s (1)
8 IM JIMMY JAMES	4	3.9m	2:35.49	56.39s (0)	28.15s (0)
7 THE HERVEY BAY	5	6.1m	2:35.66	57.04s (1)	28.80s (1)
9 JILLIBY JACKPOT	6	8.9m	2:35.87	56.49s (0)	28.17s (0)
10 MISTERY ROAD	7	8.9m	2:35.87	56.17s (0)	27.85s (0)
2 YOUNG CONQUEROR	8	9.4m	2:35.90	56.64s (1)	28.40s (1)
6 AMILLION PROMISES	9	10.9m	2:36.02	56.12s (1)	27.88s (1)
5 PINUP BOY	10	15.7m	2:36.38	56.32s (0)	28.04s (0)
4 BONNIES CAM	11	17.2m	2:36.49	57.55s (1)	29.35s (1)

Finish Position and metres gained from 800m



Sectionals
Powered
by



Home of PJ Harness Analyser

Want to know how successful PJ Harness Analyser is?
Click here for regular updates

www.pjdata.com.au admin@pjdata.com.au www.facebook.com/PJHarnessRacing



The Racing Queensland Board (trading as Racing Queensland) and provider are not responsible for the completeness or accuracy of any of the information contained herein, and makes no representations about its suitability for any purpose.

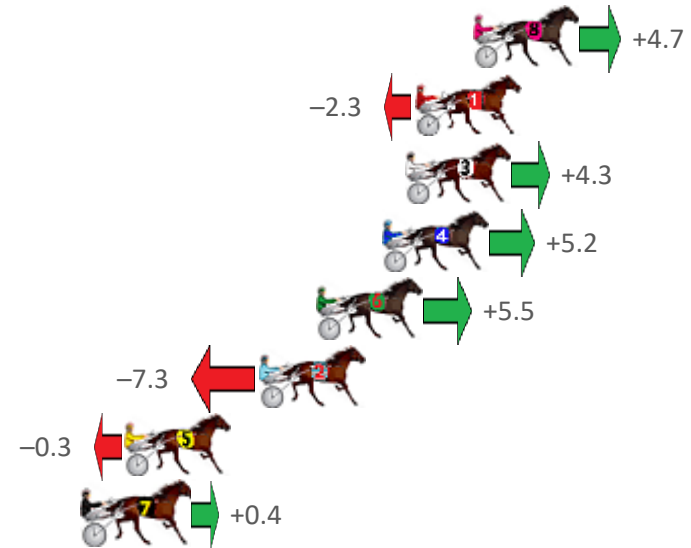
Albion Park Race 4 Distance 2138m

Saturday, 7 May 2022

Gross Time: 2:31.80 MileRate: 1:54.30 LeadTime: 36.60s First Qtr: 30.30s Second Qtr: 29.00s Third Qtr: 27.50s Fourth Qtr: 28.40s

NoHorse	Plc	Margin	Time	800Time (W)	400 Time (W)
8 TURN IT UP	1	0.0m	2:31.80	55.58s (0)	28.08s (0)
1 TOMMY LINCOLN	2	2.3m	2:31.97	56.07s (0)	28.57s (0)
3 APHORISM	3	2.7m	2:32.00	55.62s (1)	28.16s (1)
4 IT AINT THE MONEY	4	3.6m	2:32.07	55.57s (0)	28.03s (0)
6 L L COOL J	5	6.2m	2:32.26	55.56s (1)	28.14s (1)
2 NORTHVIEW HUSTLER	6	8.5m	2:32.43	56.45s (1)	28.87s (1)
5 FEELINGFORARAINBOW	7	13.8m	2:32.83	56.01s (0)	28.43s (0)
7 DEUS EX	8	15.4m	2:32.95	55.97s (1)	28.51s (1)

Finish Position and metres gained from 800m



Sectionals
Powered
by



Home of PJ Harness Analyser

Want to know how successful PJ Harness Analyser is?
Click here for regular updates

www.pjdata.com.au admin@pjdata.com.au www.facebook.com/PJHarnessRacing



The Racing Queensland Board (trading as Racing Queensland) and provider are not responsible for the completeness or accuracy of any of the information contained herein, and makes no representations about its suitability for any purpose.

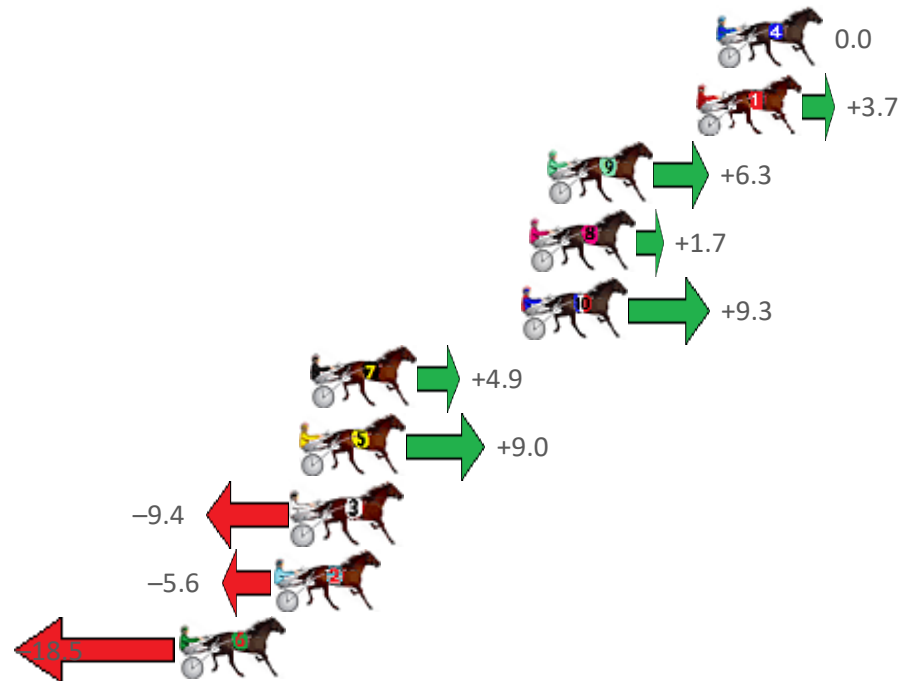
Albion Park Race 5 Distance 1660m

Saturday, 7 May 2022

Gross Time: 1:58.10 MileRate: 1:54.50 LeadTime: 3.70s First Qtr: 27.50s Second Qtr: 30.50s Third Qtr: 28.40s Fourth Qtr: 28.00s

NoHorse	Plc	Margin	Time	800Time (W)	400 Time (W)
4 WHICH HUNT	1	0.0m	1:58.10	56.40s (0)	28.00s (0)
1 DELIGHTFUL REASON	2	0.8m	1:58.16	56.14s (0)	27.74s (0)
9 MISDEMEANOR	3	6.7m	1:58.59	55.97s (0)	27.57s (0)
8 SWEET AS	4	7.4m	1:58.64	56.30s (0)	27.94s (0)
10 THE DARLING	5	7.7m	1:58.67	55.77s (1)	28.25s (2)
7 BLUE IVY	6	16.1m	1:59.29	56.11s (1)	28.31s (3)
5 PRINCESS DANICA	7	16.5m	1:59.31	55.81s (1)	28.01s (2)
3 MOLLIESMARYELLE	8	16.8m	1:59.34	57.12s (1)	28.60s (1)
2 TORQUE ONETWOTHRE	9	17.5m	1:59.39	56.85s (1)	28.49s (2)
6 JUST ROKIN	10	21.3m	1:59.67	57.77s (1)	29.25s (1)

Finish Position and metres gained from 800m



Sectionals
Powered
by



Home of PJ Harness Analyser

Want to know how successful PJ Harness Analyser is?
Click here for regular updates

www.pjdata.com.au admin@pjdata.com.au www.facebook.com/PJHarnessRacing



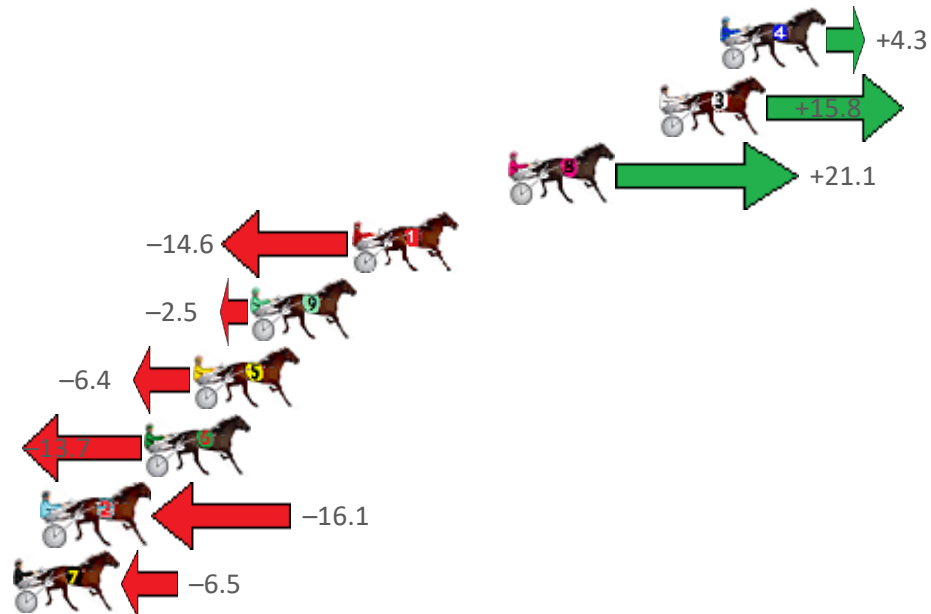
Albion Park Race 6 Distance 1660m

Saturday, 7 May 2022

Gross Time: 2:00.90 MileRate: 1:57.20 LeadTime: 3.30s First Qtr: 26.70s Second Qtr: 31.00s Third Qtr: 30.00s Fourth Qtr: 29.90s

NoHorse	Plc	Margin	Time	800Time (W)	400 Time (W)
4 THE TAX COLLECTOR	1	0.0m	2:00.90	59.58s (0)	29.62s (0)
3 WISPER A SECRET	2	2.4m	2:01.09	58.73s (1)	29.05s (2)
8 KERBANG	3	8.4m	2:01.56	58.36s (1)	30.32s (2)
1 FRANKIE FEROCIOUS	4	14.6m	2:02.04	61.04s (0)	31.04s (0)
9 MISS FROUFROU	5	18.6m	2:02.36	60.16s (0)	30.28s (0)
5 FOR REAL LIFE	6	20.9m	2:02.54	60.46s (1)	30.86s (2)
6 HOLD ONTO YA BLING	7	22.8m	2:02.69	61.01s (1)	31.45s (1)
2 BLACKJACK BETH	8	26.8m	2:03.00	61.20s (0)	31.28s (0)
7 CRADOCK	9	29.6m	2:03.22	60.50s (1)	31.02s (1)

Finish Position and metres gained from 800m



Sectionals
Powered
by



Home of PJ Harness Analyser

Want to know how successful PJ Harness Analyser is?
Click here for regular updates

www.pjdata.com.au admin@pjdata.com.au www.facebook.com/PJHarnessRacing




Albion Park Race 7 Distance 1660m

Saturday, 7 May 2022

Gross Time: 2:00.80 MileRate: 1:57.10 LeadTime: 3.30s First Qtr: 29.70s Second Qtr: 31.10s Third Qtr: 27.90s Fourth Qtr: 28.80s

NoHorse	Plc	Margin	Time	800Time (W)	400 Time (W)
8 CLASS TO THE MAX	1	1.5m	2:00.91	56.21s (0)	28.19s (0)
9 GOTTA GO MILKING	2	1.6m	2:00.92	56.50s (1)	28.76s (1)
2 I AM SPARTA	3	0.0m	2:00.80	56.70s (0)	28.80s (0)
4 HEY MISTER TAYLOR	4	3.8m	2:01.09	55.99s (1)	28.17s (1)
5 SO MUCH MORE	5	4.7m	2:01.16	55.74s (1)	27.92s (1)
1 THE CASUAL GOOSE	6	5.2m	2:01.19	56.81s (0)	28.83s (0)
10 SHEZ NOTORIOUS	7	6.1m	2:01.26	56.24s (0)	28.26s (0)
3 MISTER REACTOR	8	7.7m	2:01.38	56.60s (1)	28.86s (1)
7 CHARLIE CHUCKLES	9	12.0m	2:01.71	56.33s (0)	28.23s (0)
6 ONE LAST ROLL	10	20.0m	2:02.31	56.61s (1)	28.75s (1)

Finish Position and metres gained from 800m



Sectionals
Powered
by



Home of PJ Harness Analyser

Want to know how successful PJ Harness Analyser is?
Click here for regular updates

www.pjdata.com.au admin@pjdata.com.au www.facebook.com/PJHarnessRacing



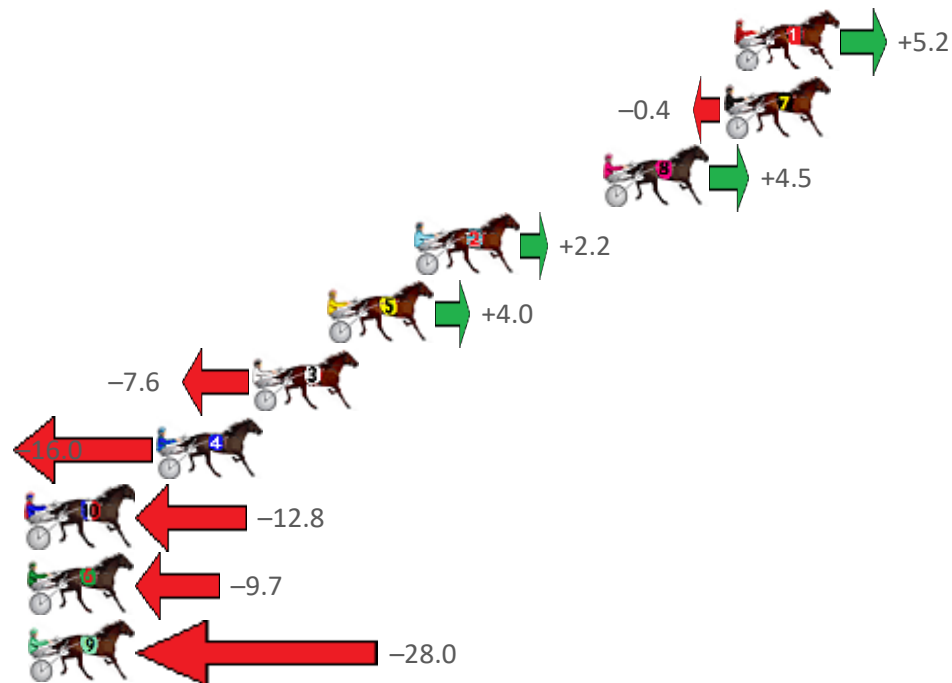
Albion Park Race 8 Distance 1660m

Saturday, 7 May 2022

Gross Time: 1:58.40 MileRate: 1:54.80 LeadTime: 3.40s First Qtr: 28.00s Second Qtr: 29.80s Third Qtr: 28.10s Fourth Qtr: 29.10s

No	Horse	Plc	Margin	Time	800Time (W)	400 Time (W)
1	BONNIES A ROCKIN	1	0.0m	1:58.40	56.84s (0)	28.82s (0)
7	TALENT TO SPARE	2	0.4m	1:58.43	57.23s (0)	29.13s (0)
8	CLOWNS TOTHE LEFT	3	5.2m	1:58.80	56.92s (0)	28.90s (0)
2	ASHLEE NITRO	4	12.7m	1:59.37	57.13s (0)	29.03s (0)
5	CATCH PHRASE	5	16.1m	1:59.63	57.03s (0)	28.89s (0)
3	BETTOR ROMANCE	6	19.1m	1:59.86	57.86s (1)	29.48s (1)
4	FRANKIES TOOTH	7	22.9m	2:00.15	58.47s (1)	30.09s (1)
10	DEANNE PANYA	8	28.8m	2:00.60	58.28s (1)	29.94s (1)
6	PLATINUM REVOLUTIO	9	29.8m	2:00.68	58.08s (1)	29.74s (1)
9	GIRLS ARE BEST	10	30.9m	2:00.76	59.36s (1)	31.06s (1)

Finish Position and metres gained from 800m



Sectionals
Powered
by



Home of PJ Harness Analyser

Want to know how successful PJ Harness Analyser is?
Click here for regular updates

www.pjdata.com.au admin@pjdata.com.au www.facebook.com/PJHarnessRacing



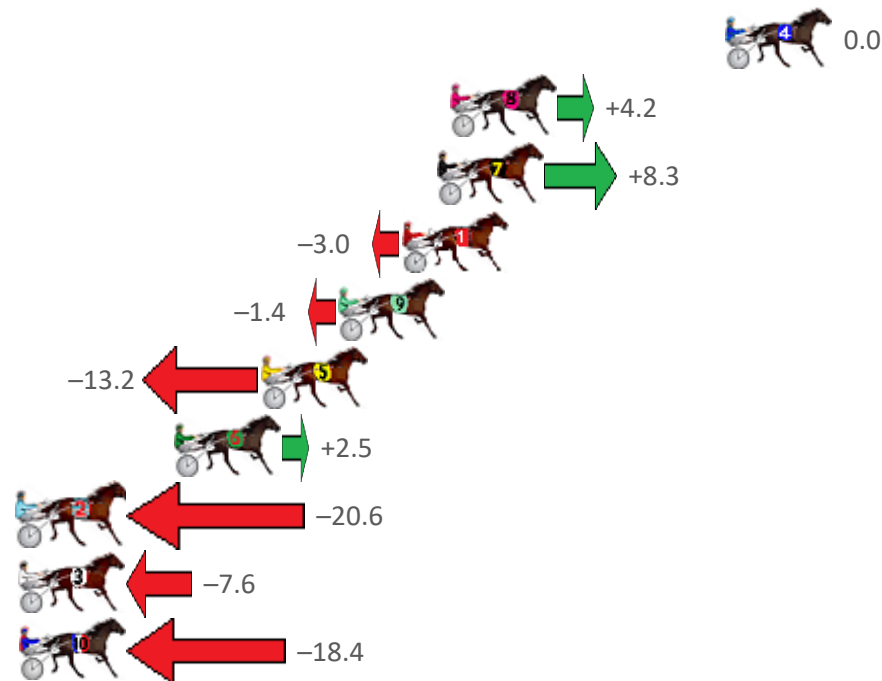
Albion Park Race 9 Distance 1660m

Saturday, 7 May 2022

Gross Time: 1:57.10 MileRate: 1:53.50 LeadTime: 3.40s First Qtr: 26.90s Second Qtr: 30.00s Third Qtr: 27.80s Fourth Qtr: 29.00s

No	Horse	Plc	Margin	Time	800Time (W)	400 Time (W)
4	CRUNCH TIME	1	0.0m	1:57.10	56.80s (0)	29.00s (0)
8	INFATUATION	2	10.9m	1:57.93	56.59s (0)	28.43s (0)
7	BITCOIN	3	11.4m	1:57.97	56.31s (0)	28.15s (0)
1	ROCKNROLL ICON	4	12.8m	1:58.07	57.09s (0)	28.89s (0)
9	ANOTHER STATEMENT	5	15.3m	1:58.26	57.00s (1)	28.56s (1)
5	STREITKID	6	18.4m	1:58.50	57.84s (0)	29.64s (0)
6	COMMODORE JUJON	7	21.8m	1:58.76	56.78s (0)	28.62s (1)
2	OUR MAJOR DAY	8	30.4m	1:59.41	58.43s (1)	30.03s (1)
3	SMOOTH SAILOR	9	30.8m	1:59.44	57.54s (1)	29.50s (2)
10	SAM IS PERFECTION	10	36.9m	1:59.91	58.33s (1)	30.29s (2)

Finish Position and metres gained from 800m



Sectionals
Powered
by



Home of PJ Harness Analyser

Want to know how successful PJ Harness Analyser is?
Click here for regular updates

www.pjdata.com.au admin@pjdata.com.au www.facebook.com/PJHarnessRacing



The Racing Queensland Board (trading as Racing Queensland) and provider are not responsible for the completeness or accuracy of any of the information contained herein, and makes no representations about its suitability for any purpose.

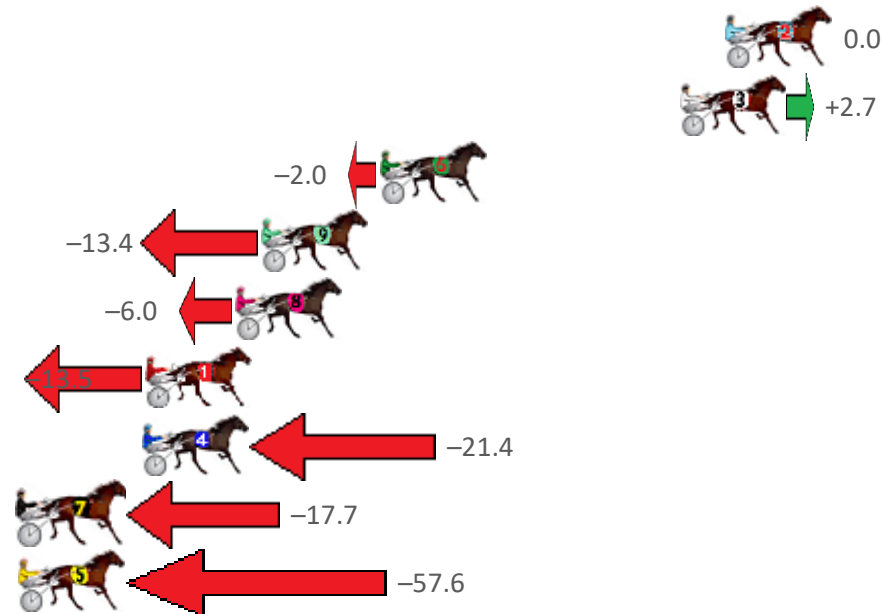
Albion Park Race 10 Distance 1660m

Saturday, 7 May 2022

Gross Time: 1:59.60 MileRate: 1:55.90 LeadTime: 3.50s First Qtr: 28.00s Second Qtr: 28.80s Third Qtr: 28.80s Fourth Qtr: 30.50s

NoHorse	Plc	Margin	Time	800Time (W)	400 Time (W)
2 GIRL FROM OZ	1	0.0m	1:59.60	59.30s (0)	30.50s (0)
3 DANCINTOTHEBEAT	2	1.8m	1:59.74	59.12s (0)	30.28s (0)
6 PARATROUPER	3	13.7m	2:00.69	59.55s (2)	31.03s (2)
9 LOVE YOUR WORK	4	18.4m	2:01.07	60.41s (2)	31.77s (2)
8 RAINBOW JET	5	19.4m	2:01.15	59.89s (0)	30.85s (0)
1 PRINCESS CHILLA	6	23.0m	2:01.44	60.46s (0)	31.46s (0)
4 AUNTY BELLA	7	23.1m	2:01.44	61.02s (1)	32.02s (1)
7 HES SWEET	8	28.3m	2:01.86	60.80s (1)	31.64s (2)
5 MONTANA FLASH	9	64.3m	2:04.73	63.95s (1)	34.59s (1)

Finish Position and metres gained from 800m



Sectionals
Powered
by



Home of PJ Harness Analyser

Want to know how successful PJ Harness Analyser is?
Click here for regular updates

www.pjdata.com.au admin@pjdata.com.au www.facebook.com/PJHarnessRacing



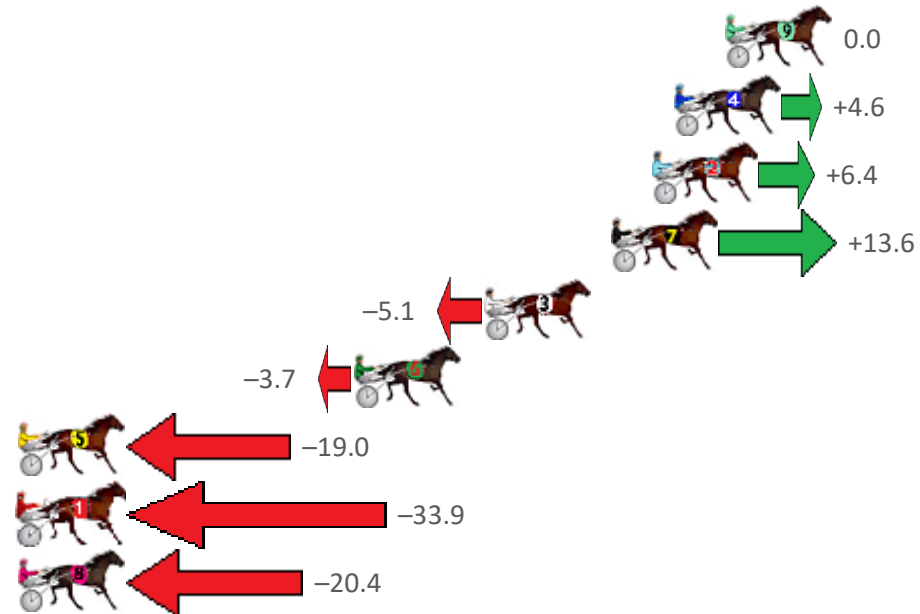
Albion Park Race 11 Distance 2647m

Saturday, 7 May 2022

Gross Time: 3:27.40 MileRate: 2:04.70 LeadTime: 86.40s First Qtr: 32.20s Second Qtr: 29.40s Third Qtr: 29.80s Fourth Qtr: 29.60s

NoHorse	Plc	Margin	Time	800Time (W)	400 Time (W)
9 GARLAND GREENE	1	0.0m	3:27.40	59.40s (0)	29.60s (0)
4 JUSTABITNOISY	2	2.0m	3:27.56	59.08s (1)	29.60s (1)
2 KINGDOM COME	3	2.9m	3:27.63	58.94s (0)	29.18s (0)
7 WEE MAN TROUBLE	4	4.5m	3:27.75	58.43s (0)	28.63s (1)
3 MELPARK MAGIC	5	9.5m	3:28.14	59.82s (0)	30.02s (0)
6 TAM OSHANTER	6	14.7m	3:28.54	59.74s (1)	30.30s (2)
5 SKYLINE	7	32.7m	3:29.94	60.94s (0)	31.10s (0)
1 STRESS FACTOR	8	35.6m	3:30.16	62.04s (1)	31.68s (1)
8 DOUG	9	38.5m	3:30.39	61.07s (1)	31.59s (1)

Finish Position and metres gained from 800m



Sectionals
Powered
by



Home of PJ Harness Analyser

Want to know how successful PJ Harness Analyser is?
Click here for regular updates

www.pjdata.com.au admin@pjdata.com.au www.facebook.com/PJHarnessRacing

