

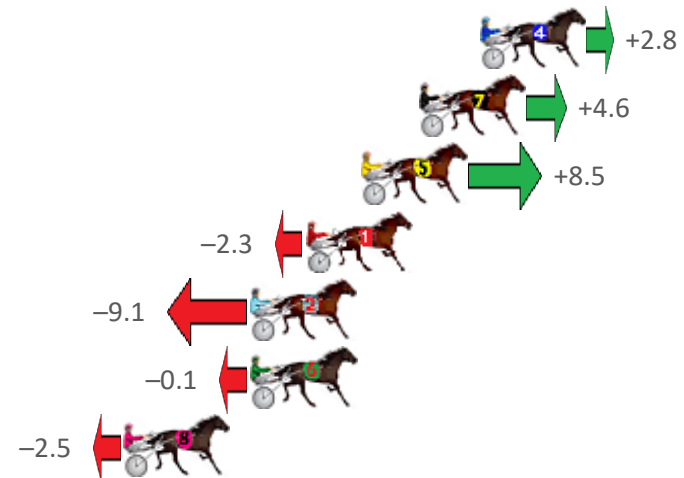
Marburg Race 1 Distance 1850m

Monday, 2 May 2022

Gross Time: 2:19.60 MileRate: 2:01.50 LeadTime: 16.90s First Qtr: 31.80s Second Qtr: 31.90s Third Qtr: 29.20s Fourth Qtr: 29.80s

NoHorse	Plc	Margin	Time	800Time (W)	400 Time (W)
4 NESTERS HILL	1	0.0m	2:19.60	58.79s (1)	29.64s (1)
7 BUKTHSYSTEM	2	2.4m	2:19.79	58.66s (1)	29.43s (1)
5 PAGO PAGO	3	4.7m	2:19.97	58.38s (0)	29.19s (0)
1 RISKY BUZINESS	4	6.9m	2:20.14	59.17s (0)	29.97s (0)
2 NON PASSARE	5	9.1m	2:20.31	59.67s (0)	30.47s (0)
6 OUR BOY ROY	6	9.1m	2:20.31	59.01s (0)	29.82s (0)
8 MAJOR SLIP UP	7	14.1m	2:20.70	59.18s (1)	29.91s (1)

Finish Position and metres gained from 800m



Sectionals
Powered
by



Home of PJ Harness Analyser

Want to know how successful PJ Harness Analyser is?
Click here for regular updates

www.pjdata.com.au admin@pjdata.com.au www.facebook.com/PJHarnessRacing



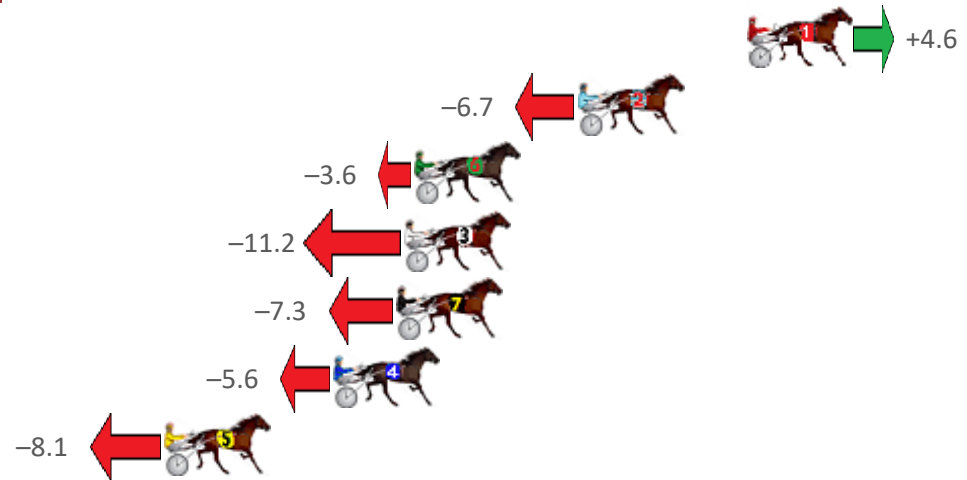
Marburg Race 2 Distance 1850m

Monday, 2 May 2022

Gross Time: 2:16.60 MileRate: 1:58.80 LeadTime: 17.30s First Qtr: 30.50s Second Qtr: 30.50s Third Qtr: 28.50s Fourth Qtr: 29.80s

No	Horse	Plc	Margin	Time	800Time (W)	400 Time (W)
1	WHATA ROLLER	1	0.0m	2:16.60	57.97s (0)	29.49s (0)
2	JEWEL OF PEAK	2	6.7m	2:17.12	58.79s (0)	30.30s (0)
6	AQUA CRUISER	3	13.2m	2:17.63	58.56s (0)	30.05s (0)
3	LORIMER LADY	4	13.6m	2:17.66	59.11s (1)	30.45s (1)
7	BEEF CITY BLAZE	5	13.9m	2:17.69	58.83s (1)	30.16s (1)
4	GOALKICKER	6	16.4m	2:17.88	58.71s (1)	30.05s (1)
5	SO KOOL MASTER	7	23.1m	2:18.40	58.89s (1)	30.58s (2)

Finish Position and metres gained from 800m



Sectionals
Powered
by



Home of PJ Harness Analyser

Want to know how successful PJ Harness Analyser is?
Click here for regular updates

www.pjdata.com.au admin@pjdata.com.au www.facebook.com/PJHarnessRacing



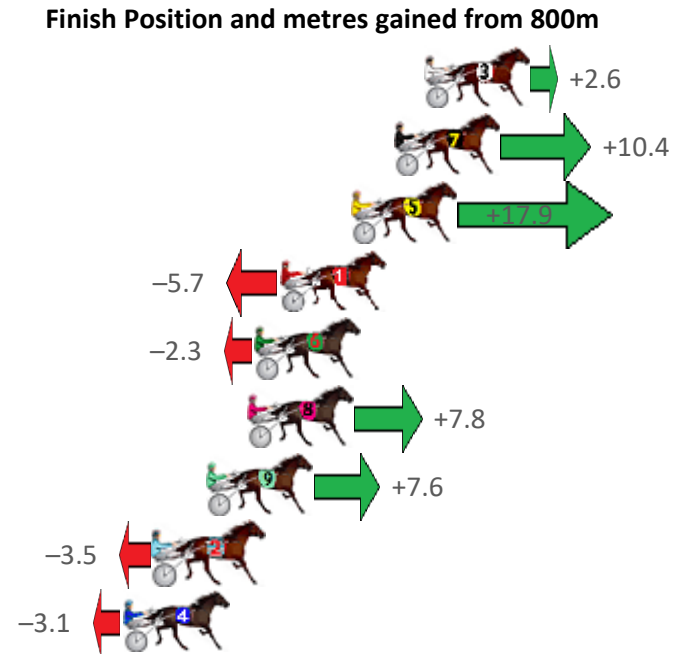
The Racing Queensland Board (trading as Racing Queensland) and provider are not responsible for the completeness or accuracy of any of the information contained herein, and makes no representations about its suitability for any purpose.

Marburg Race 3 Distance 1850m

Monday, 2 May 2022

Gross Time: 2:22.10 MileRate: 2:03.60 LeadTime: 17.70s First Qtr: 30.90s Second Qtr: 32.80s Third Qtr: 29.70s Fourth Qtr: 31.00s

NoHorse	Plc	Margin	Time	800Time (W)	400 Time (W)
3 DUKE	1	0.0m	2:22.10	60.50s (1)	31.00s (1)
7 KIMMIK	2	1.2m	2:22.20	59.92s (1)	30.38s (2)
5 LITTLEDEE	3	2.9m	2:22.34	59.35s (1)	30.85s (2)
1 SIMPLY HEAVENLY	4	5.7m	2:22.56	61.13s (0)	31.44s (0)
6 MYGEORGIE	5	6.7m	2:22.64	60.87s (0)	31.18s (0)
8 JOY MAKER	6	7.0m	2:22.67	60.11s (2)	31.51s (2)
9 FURIOSA	7	8.6m	2:22.80	60.13s (1)	30.82s (1)
2 REGRETABLE	8	10.7m	2:22.97	60.96s (1)	31.39s (1)
4 OKANES DEVIL	9	11.9m	2:23.06	60.93s (0)	31.18s (0)



Sectionals
Powered
by



Home of PJ Harness Analyser

Want to know how successful PJ Harness Analyser is?
Click here for regular updates

www.pjdata.com.au admin@pjdata.com.au www.facebook.com/PJHarnessRacing



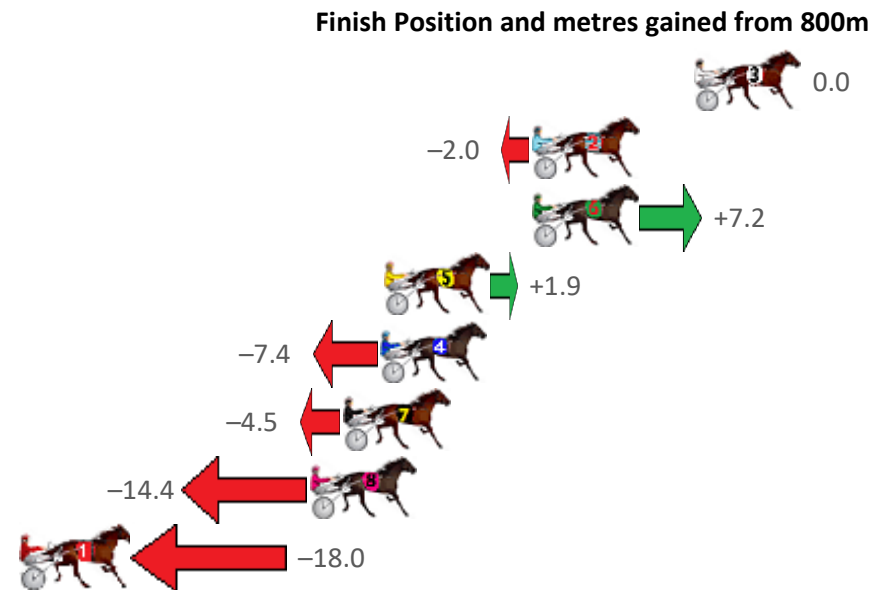
The Racing Queensland Board (trading as Racing Queensland) and provider are not responsible for the completeness or accuracy of any of the information contained herein, and makes no representations about its suitability for any purpose.

Marburg Race 4 Distance 1850m

Monday, 2 May 2022

Gross Time: 2:16.20 MileRate: 1:58.50 LeadTime: 16.80s First Qtr: 30.70s Second Qtr: 31.00s Third Qtr: 29.30s Fourth Qtr: 28.40s

No	Horse	Plc	Margin	Time	800Time (W)	400 Time (W)
3	GOELITZ	1	0.0m	2:16.20	57.70s (0)	28.40s (0)
2	MOLLIESMARYELLE	2	6.4m	2:16.68	57.84s (0)	28.54s (0)
6	B MAC C	3	6.4m	2:16.68	57.18s (1)	28.20s (2)
5	ROLAMAX	4	12.3m	2:17.12	57.56s (2)	28.92s (2)
4	KANYE CRUSADER	5	12.4m	2:17.13	58.23s (1)	28.92s (1)
7	MIGHTY GEORGE	6	13.9m	2:17.24	58.02s (1)	28.73s (1)
8	ONE LAST ROLL	7	15.2m	2:17.33	58.73s (1)	29.42s (1)
1	MAKE MINE JOE	8	26.6m	2:18.18	58.99s (0)	29.57s (0)



Sectionals
Powered
by



Home of PJ Harness Analyser

Want to know how successful PJ Harness Analyser is?
Click here for regular updates

www.pjdata.com.au admin@pjdata.com.au www.facebook.com/PJHarnessRacing



The Racing Queensland Board (trading as Racing Queensland) and provider are not responsible for the completeness or accuracy of any of the information contained herein, and makes no representations about its suitability for any purpose.

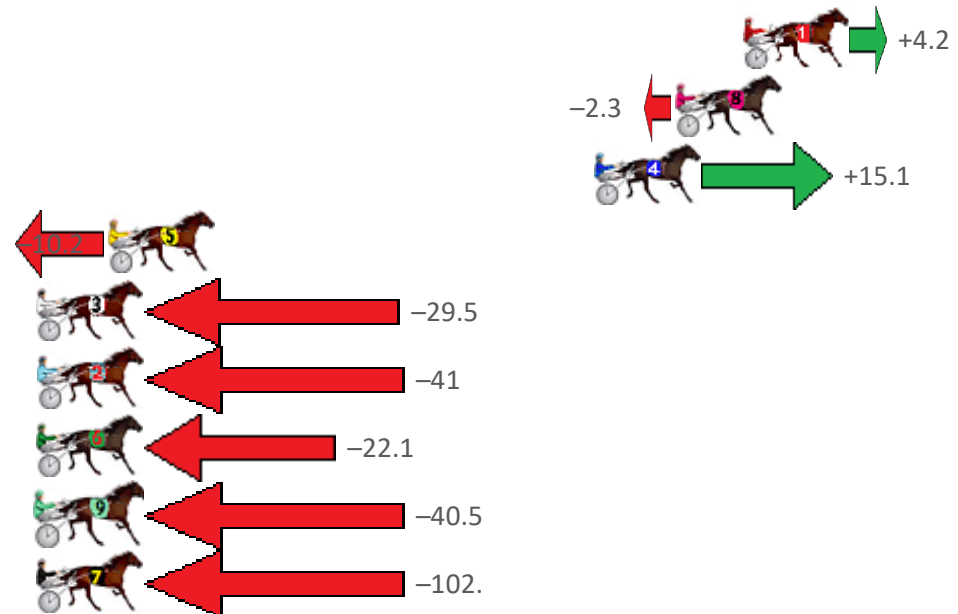
Marburg Race 5 Distance 1850m

Monday, 2 May 2022

Gross Time: 2:20.20 MileRate: 2:02.00 LeadTime: 16.90s First Qtr: 31.60s Second Qtr: 30.60s Third Qtr: 29.90s Fourth Qtr: 31.20s

NoHorse	Plc	Margin	Time	800Time (W)	400 Time (W)
1 VALKYRIE HANOVER	1	0.0m	2:20.20	60.78s (0)	30.77s (0)
8 SUNDOWNER SHANNO	2	2.7m	2:20.42	61.27s (1)	31.41s (0)
4 THE CROM	3	5.9m	2:20.68	59.95s (0)	30.20s (1)
5 LORD DENZEL	4	25.2m	2:22.26	61.87s (0)	32.02s (1)
3 CLARES FOOL	5	39.1m	2:23.39	63.34s (0)	32.65s (0)
2 NAUGHTYINHEAVEN	6	40.3m	2:23.49	64.16s (0)	33.13s (0)
6 BEEF CITY STARZZZ	7	48.7m	2:24.17	62.78s (1)	32.53s (0)
9 JUST ONE GOOD ONE	8	72.5m	2:26.11	64.18s (3)	32.63s (0)
7 DARGOS PET	9	124.1m	2:30.32	68.85s (1)	34.62s (0)

Finish Position and metres gained from 800m



Sectionals
Powered
by



Home of PJ Harness Analyser

Want to know how successful PJ Harness Analyser is?
Click here for regular updates

www.pjdata.com.au admin@pjdata.com.au www.facebook.com/PJHarnessRacing



The Racing Queensland Board (trading as Racing Queensland) and provider are not responsible for the completeness or accuracy of any of the information contained herein, and makes no representations about its suitability for any purpose.

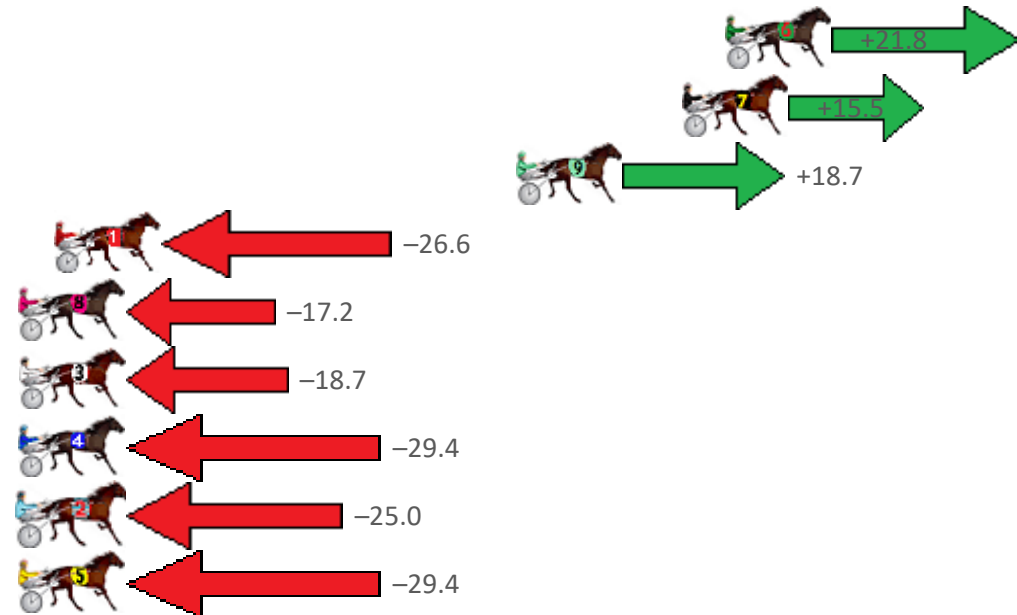
Marburg Race 6 Distance 1850m

Monday, 2 May 2022

Gross Time: 2:19.50 MileRate: 2:01.40 LeadTime: 17.50s First Qtr: 31.00s Second Qtr: 30.50s Third Qtr: 30.70s Fourth Qtr: 29.80s

NoHorse	Plc	Margin	Time	800Time (W)	400 Time (W)
6 WHERE'S TASCOTT	1	0.0m	2:19.50	58.86s (1)	29.47s (2)
7 COBBLER LANE	2	1.7m	2:19.63	59.33s (1)	29.93s (2)
9 WHATA CHALLENGE	3	8.3m	2:20.15	59.09s (1)	29.78s (2)
1 PAGEANTRY	4	26.6m	2:21.58	62.50s (0)	31.77s (0)
8 CIRCLE LINE	5	28.6m	2:21.73	61.79s (2)	31.16s (0)
3 LIVING FREE	6	31.9m	2:21.99	61.91s (1)	31.20s (2)
4 WEDDING NIGHT	7	32.0m	2:22.00	62.71s (1)	31.89s (1)
2 AURORA ROSE	8	33.6m	2:22.12	62.38s (1)	31.67s (1)
5 MY ULTIMATE HESTON	9	34.2m	2:22.17	62.71s (0)	31.99s (0)

Finish Position and metres gained from 800m



Sectionals
Powered
by



Home of PJ Harness Analyser

Want to know how successful PJ Harness Analyser is?

Click here for regular updates

www.pjdata.com.au admin@pjdata.com.au www.facebook.com/PJHarnessRacing



The Racing Queensland Board (trading as Racing Queensland) and provider are not responsible for the completeness or accuracy of any of the information contained herein, and makes no representations about its suitability for any purpose.

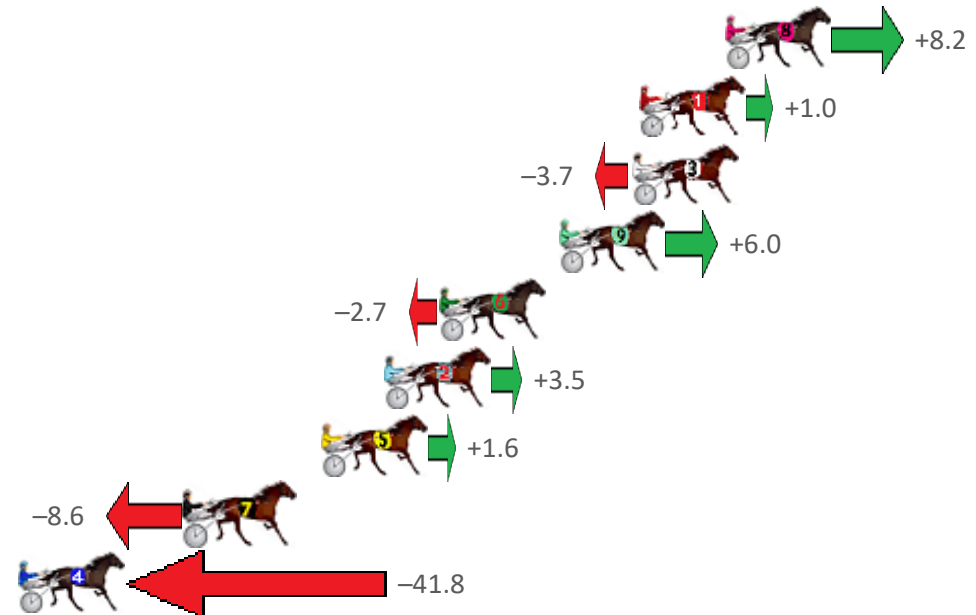
Marburg Race 7 Distance 1850m

Monday, 2 May 2022

Gross Time: 2:18.80 MileRate: 2:00.80 LeadTime: 16.80s First Qtr: 31.40s Second Qtr: 32.40s Third Qtr: 28.40s Fourth Qtr: 29.80s

No	Horse	Plc	Margin	Time	800Time (W)	400 Time (W)
8	LUXURY LAD	1	0.0m	2:18.80	57.61s (1)	29.55s (2)
1	STUDLEIGH MARK	2	3.4m	2:19.07	58.13s (0)	29.83s (1)
3	LOOKS JUST RIGHT	3	3.7m	2:19.09	58.47s (0)	30.07s (0)
9	RANCHO MAN	4	6.6m	2:19.32	57.77s (1)	29.47s (2)
6	GROOVY MISS ANNIE	5	11.3m	2:19.68	58.40s (0)	30.06s (0)
2	GRETELS GIRL	6	13.5m	2:19.85	57.95s (1)	29.57s (2)
5	ALWAYS AT NIGHT	7	16.0m	2:20.05	58.08s (0)	29.76s (0)
7	MY ULTIMATE CLIPPA	8	21.4m	2:20.47	58.82s (0)	30.42s (1)
4	TICK OF THE CLOCK	9	45.8m	2:22.38	61.22s (1)	32.57s (1)

Finish Position and metres gained from 800m



Sectionals
Powered
by



Home of PJ Harness Analyser

Want to know how successful PJ Harness Analyser is?
Click here for regular updates

www.pjdata.com.au admin@pjdata.com.au www.facebook.com/PJHarnessRacing



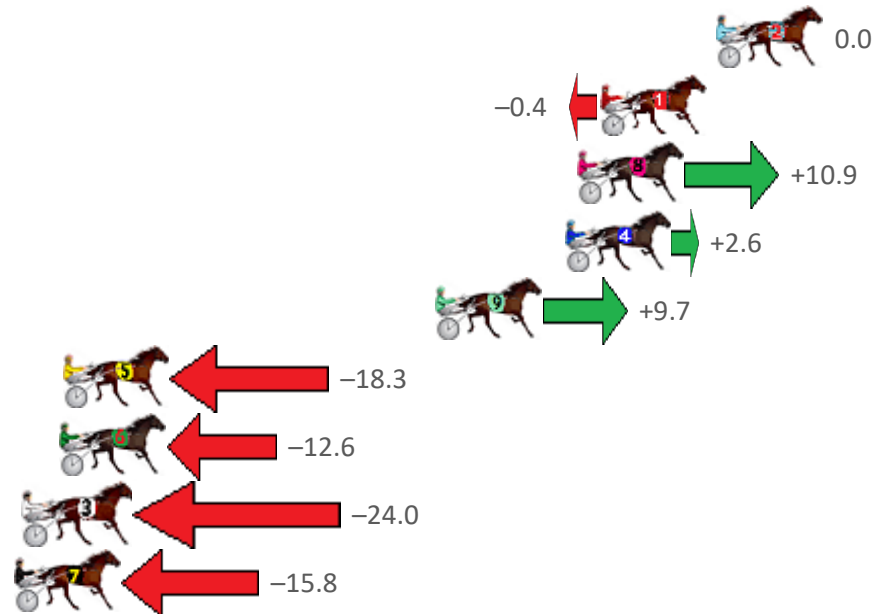
Marburg Race 8 Distance 1850m

Monday, 2 May 2022

Gross Time: 2:18.50 MileRate: 2:00.50 LeadTime: 16.60s First Qtr: 29.30s Second Qtr: 32.80s Third Qtr: 29.60s Fourth Qtr: 30.20s

NoHorse	Plc	Margin	Time	800Time (W)	400 Time (W)
2 MELTON INSULTED	1	0.0m	2:18.50	59.80s (0)	30.20s (0)
1 UNDERTHEKILT	2	4.6m	2:18.86	59.83s (0)	30.23s (0)
8 BULLDOG BRAWLER	3	5.5m	2:18.93	58.99s (1)	29.86s (2)
4 MY ULTIMATE LOUIE	4	6.0m	2:18.97	59.61s (0)	30.00s (0)
9 COPY WRITER	5	11.1m	2:19.38	59.08s (1)	29.97s (1)
5 OLIVER WINKLE	6	25.9m	2:20.55	61.16s (1)	31.71s (2)
6 ELEVATE	7	26.0m	2:20.56	60.74s (0)	31.12s (0)
3 STUDLEIGH WILL	8	27.4m	2:20.67	61.58s (1)	31.96s (1)
7 CHANCELESS CENTURY	9	27.8m	2:20.70	60.97s (1)	31.61s (1)

Finish Position and metres gained from 800m



Sectionals
Powered
by



Home of PJ Harness Analyser

Want to know how successful PJ Harness Analyser is?
Click here for regular updates

www.pjdata.com.au admin@pjdata.com.au www.facebook.com/PJHarnessRacing

