


Albion Park Race 1 Distance 2138m

Friday, 29 April 2022

Gross Time: 2:37.20 MileRate: 1:58.30 LeadTime: 38.10s First Qtr: 30.80s Second Qtr: 30.00s Third Qtr: 28.30s Fourth Qtr: 30.00s

No	Horse	Plc	Margin	Time	800Time (W)	400 Time (W)
1	KAR MANOR	1	0.0m	2:37.20	58.30s (0)	30.00s (0)
8	DO BALL	2	5.5m	2:37.63	58.37s (0)	30.08s (0)
10	JANSSON	3	12.9m	2:38.21	58.57s (0)	29.96s (0)
3	THE NIGHT KING	4	16.9m	2:38.53	58.51s (0)	29.87s (0)
9	MAJESTIC HARRY	5	17.0m	2:38.54	59.27s (1)	30.55s (1)
6	NATTY PAGGER	6	19.9m	2:38.76	58.37s (0)	29.86s (1)
5	PRINCESS FAITH	7	31.8m	2:39.70	58.76s (1)	30.07s (2)
2	JUST CALL ME MOLLY	8	36.6m	2:40.08	59.63s (1)	30.55s (0)
7	RIGONDEAUX	9	39.3m	2:40.29	59.57s (2)	30.96s (1)
4	CARNERA	10	47.2m	2:40.91	60.75s (1)	31.07s (1)

Finish Position and metres gained from 800m



Sectionals
Powered
by



Home of PJ Harness Analyser

Want to know how successful PJ Harness Analyser is?
Click here for regular updates

www.pjdata.com.au admin@pjdata.com.au www.facebook.com/PJHarnessRacing




Albion Park Race 2 Distance 1660m

Friday, 29 April 2022

Gross Time: 2:00.10 MileRate: 1:56.40 LeadTime: 3.60s First Qtr: 27.80s Second Qtr: 30.50s Third Qtr: 28.70s Fourth Qtr: 29.50s

NoHorse	Plc	Margin	Time	800Time (W)	400 Time (W)
1 FOR NO REASON	1	0.0m	2:00.10	57.85s (0)	29.19s (0)
5 GO JO JOLT	2	0.8m	2:00.16	58.26s (0)	29.56s (0)
6 SHEZALUCKYLADY	3	13.7m	2:01.16	57.99s (1)	29.84s (1)
8 SONNY ORLANDO	4	15.1m	2:01.27	58.41s (1)	30.04s (2)
2 MISTER DECORUM	5	26.2m	2:02.13	59.55s (1)	30.50s (0)
7 DANCING WITH MY EX	6	28.4m	2:02.30	60.07s (1)	31.30s (1)
4 GO AWAY	7	92.1m	2:07.22	63.65s (0)	33.83s (0)
3 BELLA GODIVA	8	97.8m	2:07.66	64.54s (0)	34.65s (0)

Finish Position and metres gained from 800m



Sectionals
Powered
by



Home of PJ Harness Analyser

Want to know how successful PJ Harness Analyser is?
Click here for regular updates

www.pjdata.com.au admin@pjdata.com.au www.facebook.com/PJHarnessRacing



The Racing Queensland Board (trading as Racing Queensland) and provider are not responsible for the completeness or accuracy of any of the information contained herein, and makes no representations about its suitability for any purpose.


Albion Park Race 3 Distance 1660m

Friday, 29 April 2022

Gross Time: 2:01.30 MileRate: 1:57.60 LeadTime: 3.40s First Qtr: 28.80s Second Qtr: 30.50s Third Qtr: 28.90s Fourth Qtr: 29.70s

NoHorse	Plc	Margin	Time	800Time (W)	400 Time (W)
7 GETALOADATHISBRO	1	0.0m	2:01.30	58.02s (1)	29.18s (1)
6 ALL THE FOURS	2	0.4m	2:01.33	56.88s (1)	28.11s (2)
8 JET FORCE	3	3.4m	2:01.56	58.22s (0)	29.32s (0)
5 FREMARKSINDI	4	4.6m	2:01.66	58.94s (0)	30.04s (0)
1 TURN TURN FLYER	5	7.1m	2:01.85	58.81s (0)	29.90s (0)
4 NEVAEVABEND	6	12.9m	2:02.30	58.20s (1)	29.35s (2)
2 IM ISABELLA	7	13.4m	2:02.34	58.61s (0)	29.64s (0)
3 BLACKJEWEL	8	18.7m	2:02.76	59.71s (1)	30.87s (1)
10 AUNTY EMILY	9	21.4m	2:02.97	59.21s (1)	30.26s (1)
9 FEELGOOD EXPRESS	10	320.1m	2:26.21	67.35s (0)	34.14s (0)

Finish Position and metres gained from 800m



Sectionals
Powered
by



Home of PJ Harness Analyser

Want to know how successful PJ Harness Analyser is?
Click here for regular updates

www.pjdata.com.au admin@pjdata.com.au www.facebook.com/PJHarnessRacing



The Racing Queensland Board (trading as Racing Queensland) and provider are not responsible for the completeness or accuracy of any of the information contained herein, and makes no representations about its suitability for any purpose.

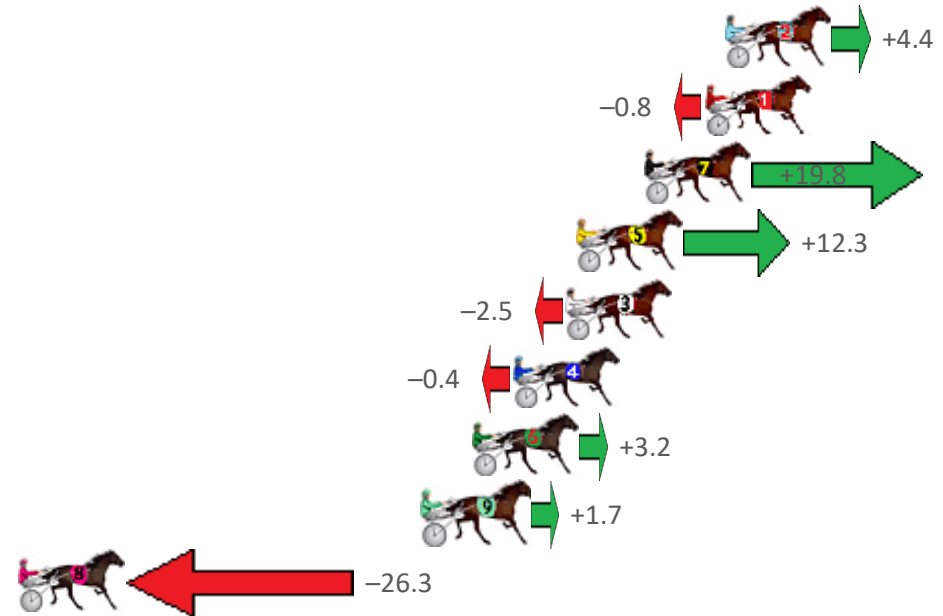
Albion Park Race 4 Distance 1660m

Friday, 29 April 2022

Gross Time: 2:01.00 MileRate: 1:57.30 LeadTime: 3.30s First Qtr: 28.00s Second Qtr: 32.70s Third Qtr: 27.90s Fourth Qtr: 29.10s

NoHorse	Plc	Margin	Time	800Time (W)	400 Time (W)
2 R ELEVEN ART	1	0.0m	2:01.00	56.69s (0)	28.80s (0)
1 PARTY POLOTIX	2	0.8m	2:01.06	57.06s (0)	29.16s (0)
7 ALWAYS BME	3	3.2m	2:01.24	55.60s (1)	27.73s (1)
5 CASH QUEEN	4	5.9m	2:01.45	56.13s (1)	28.25s (1)
3 A RAINBOW DANCER	5	6.3m	2:01.48	57.18s (1)	29.41s (1)
4 WONDERWOMAN JUJO	6	8.4m	2:01.64	57.03s (1)	29.10s (1)
6 WHAT A BOY JACK	7	10.0m	2:01.76	56.77s (0)	28.45s (0)
9 ROLLED IN GOLD	8	11.9m	2:01.91	56.88s (1)	28.99s (1)
8 BORDERLINE	9	35.1m	2:03.68	58.86s (0)	30.60s (0)

Finish Position and metres gained from 800m



Sectionals
Powered
by



Home of PJ Harness Analyser

Want to know how successful PJ Harness Analyser is?
Click here for regular updates

www.pjdata.com.au admin@pjdata.com.au www.facebook.com/PJHarnessRacing



The Racing Queensland Board (trading as Racing Queensland) and provider are not responsible for the completeness or accuracy of any of the information contained herein, and makes no representations about its suitability for any purpose.

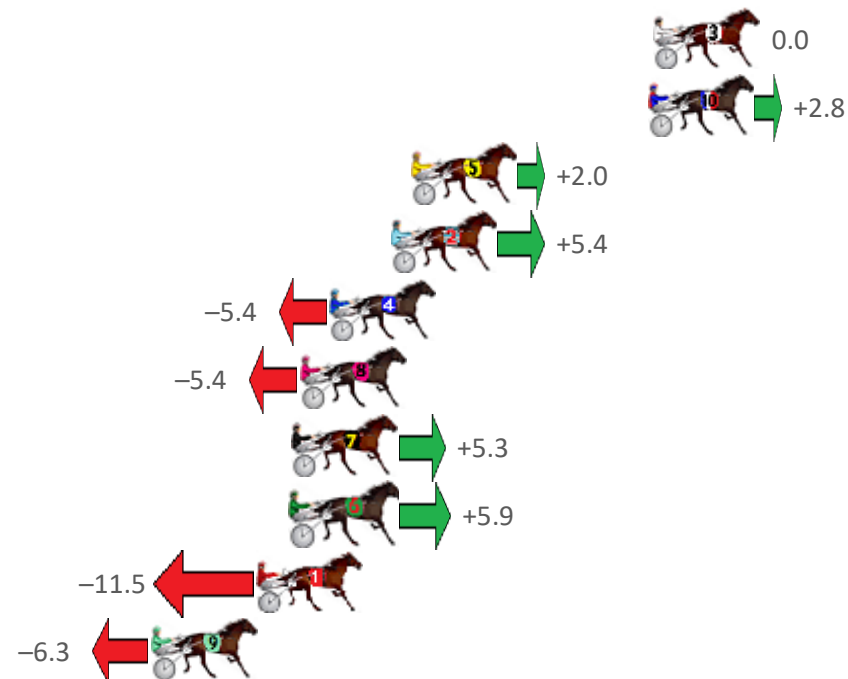
Albion Park Race 5 Distance 1660m

Friday, 29 April 2022

Gross Time: 2:00.00 MileRate: 1:56.40 LeadTime: 3.50s First Qtr: 28.00s Second Qtr: 30.50s Third Qtr: 28.50s Fourth Qtr: 29.50s

NoHorse	Plc	Margin	Time	800Time (W)	400 Time (W)
3 CHARLEVOIX	1	0.0m	2:00.00	58.00s (0)	29.50s (0)
10 CHUMP CHOP	2	0.2m	2:00.02	57.80s (1)	29.24s (1)
5 GLITTER STRIP	3	9.6m	2:00.74	57.86s (1)	29.38s (2)
2 LANCELOT BROMAC	4	10.4m	2:00.80	57.61s (1)	29.00s (2)
4 BETTOR MEMORIES	5	12.8m	2:00.99	58.39s (1)	29.76s (1)
8 LUXURY LAD	6	14.0m	2:01.08	58.39s (0)	29.84s (0)
7 COURAGEOUS SAM	7	14.3m	2:01.11	57.62s (0)	29.57s (1)
6 MONTEREY JACK	8	14.3m	2:01.11	57.57s (1)	29.07s (1)
1 MY CHINA DOLL	9	15.7m	2:01.21	58.83s (0)	30.27s (0)
9 FIRE EYES	10	19.9m	2:01.54	58.45s (0)	29.82s (0)

Finish Position and metres gained from 800m



Sectionals
Powered
by



Home of PJ Harness Analyser

Want to know how successful PJ Harness Analyser is?
Click here for regular updates

www.pjdata.com.au admin@pjdata.com.au www.facebook.com/PJHarnessRacing



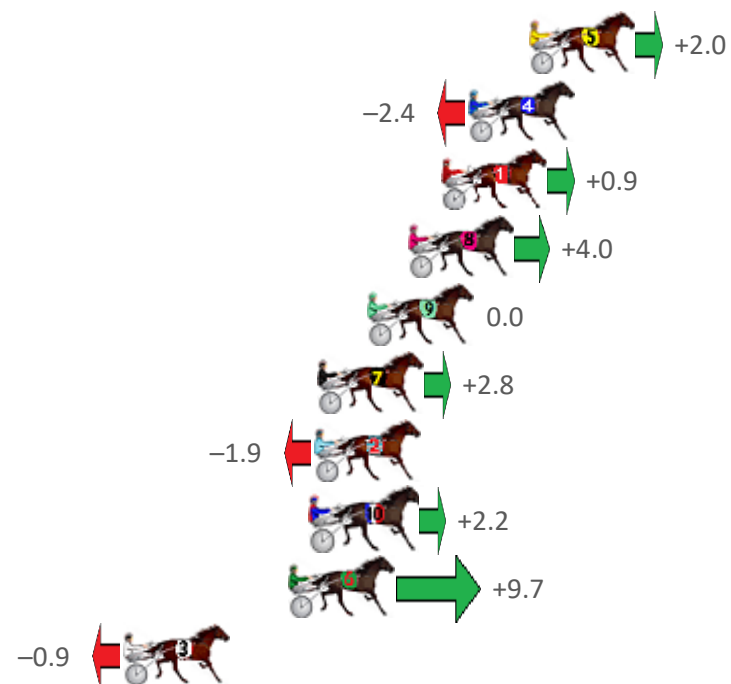
Albion Park Race 6 Distance 1660m

Friday, 29 April 2022

Gross Time: 2:00.30 MileRate: 1:56.60 LeadTime: 3.50s First Qtr: 27.60s Second Qtr: 32.00s Third Qtr: 27.80s Fourth Qtr: 29.40s

NoHorse	Plc	Margin	Time	800Time (W)	400 Time (W)
5 FRANKIES TOOTH	1	0.0m	2:00.30	57.06s (1)	29.39s (1)
4 GOLDEN LACE	2	2.4m	2:00.49	57.37s (0)	29.58s (0)
1 BRILLIANT ART	3	3.5m	2:00.57	57.14s (0)	29.30s (0)
8 SHADYS DELIGHT	4	4.8m	2:00.67	56.92s (0)	29.05s (0)
9 CAPTAIN SHUFFLES	5	6.4m	2:00.79	57.20s (2)	29.84s (2)
7 CALVERT HOT SHOT	6	8.4m	2:00.95	57.00s (1)	29.18s (2)
2 MISS MIA	7	8.5m	2:00.96	57.34s (1)	29.54s (1)
10 WILLIEWA LIGHTNING	8	8.6m	2:00.96	57.04s (2)	29.55s (2)
6 ARTISTIC SAINT	9	9.5m	2:01.03	56.51s (1)	28.79s (1)
3 SHEZ ALL STYLE	10	16.1m	2:01.54	57.26s (1)	28.97s (0)

Finish Position and metres gained from 800m



Sectionals
Powered
by



Home of PJ Harness Analyser

Want to know how successful PJ Harness Analyser is?
Click here for regular updates

www.pjdata.com.au admin@pjdata.com.au www.facebook.com/PJHarnessRacing



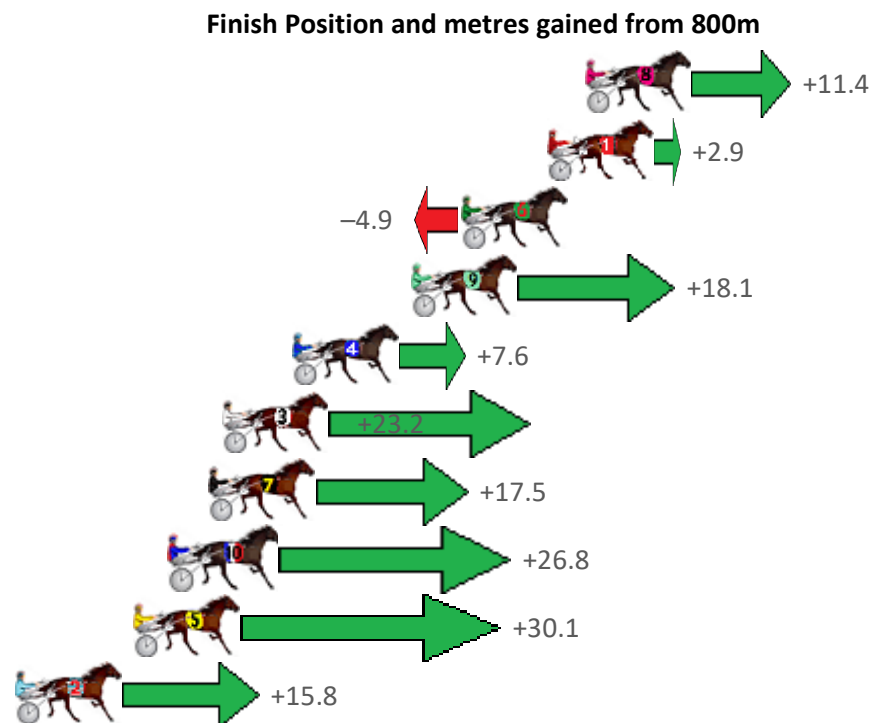
The Racing Queensland Board (trading as Racing Queensland) and provider are not responsible for the completeness or accuracy of any of the information contained herein, and makes no representations about its suitability for any purpose.

Albion Park Race 7 Distance 1660m

Friday, 29 April 2022

Gross Time: 1:59.30 MileRate: 1:55.70 LeadTime: 3.40s First Qtr: 28.70s Second Qtr: 28.40s Third Qtr: 28.70s Fourth Qtr: 30.10s

NoHorse	Plc	Margin	Time	800Time (W)	400 Time (W)
8 STOKER ACE	1	0.0m	1:59.30	57.97s (0)	29.43s (1)
1 IMA BEACH BABE	2	1.5m	1:59.42	58.59s (0)	29.82s (0)
6 MONTANA EXPRESS	3	4.9m	1:59.69	59.16s (0)	30.47s (0)
9 ITS SUPER EASY	4	6.9m	1:59.84	57.48s (1)	29.39s (0)
4 LEANDER	5	11.6m	2:00.21	58.24s (1)	29.83s (1)
3 SUPERBON	6	14.4m	2:00.44	57.10s (1)	29.14s (2)
7 BETTERTHANLEGO	7	14.9m	2:00.47	57.52s (0)	29.49s (1)
10 RECIPE FOR DREAMING	8	16.4m	2:00.59	56.84s (0)	29.40s (0)
5 LADY SWISS	9	17.9m	2:00.71	56.60s (0)	28.88s (0)
2 ROYAL PRINCESS	10	22.6m	2:01.08	57.65s (0)	29.71s (1)



Sectionals
Powered
by



Home of PJ Harness Analyser

Want to know how successful PJ Harness Analyser is?
Click here for regular updates

www.pjdata.com.au admin@pjdata.com.au www.facebook.com/PJHarnessRacing



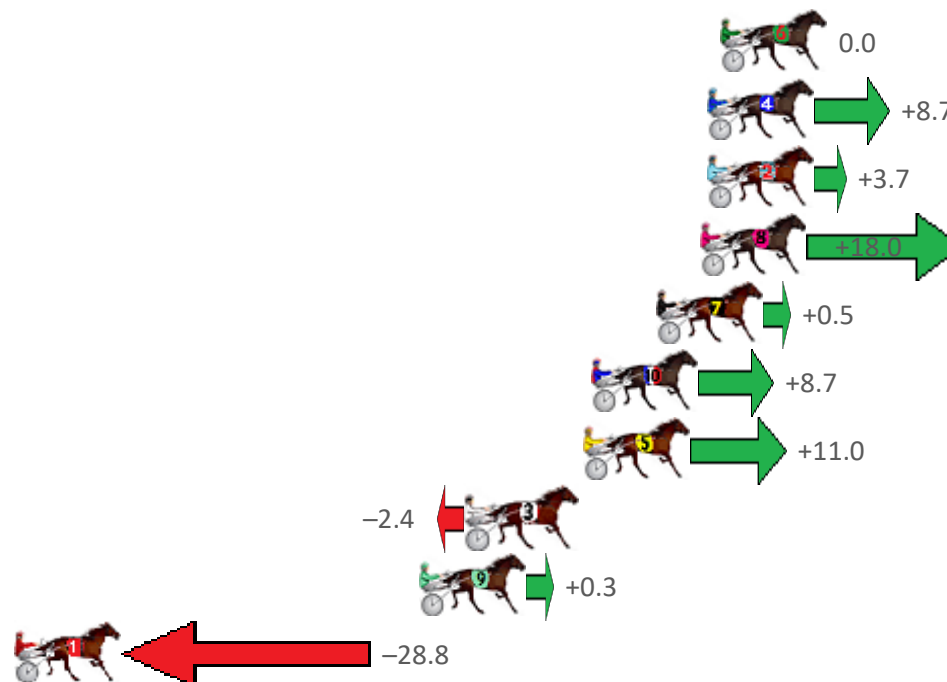
Albion Park Race 8 Distance 1660m

Friday, 29 April 2022

Gross Time: 1:59.90 MileRate: 1:56.20 LeadTime: 3.50s First Qtr: 27.70s Second Qtr: 32.00s Third Qtr: 27.90s Fourth Qtr: 28.80s

NoHorse	Plc	Margin	Time	800Time (W)	400 Time (W)
6 CLOWNS TOTHE LEFT	1	0.0m	1:59.90	56.70s (0)	28.80s (0)
4 DANCINTOTHEBEAT	2	0.5m	1:59.94	56.09s (0)	28.12s (0)
2 FIREHOUSE	3	0.5m	1:59.94	56.44s (0)	28.51s (0)
8 LOUIE THE PUNTER	4	0.8m	1:59.96	55.43s (2)	28.54s (2)
7 JACKS N JAZZ	5	2.5m	2:00.09	56.66s (1)	28.85s (1)
10 BRYDON EARL	6	5.1m	2:00.29	56.09s (0)	28.12s (0)
5 JILLIBY JACKPOT	7	5.4m	2:00.31	55.92s (1)	28.37s (2)
3 BONZA GUY	8	10.0m	2:00.66	56.87s (1)	28.80s (1)
9 CHEESANDKISSES	9	11.9m	2:00.80	56.68s (1)	28.61s (1)
1 CONGO LINE	10	78.8m	2:05.86	58.73s (0)	30.15s (0)

Finish Position and metres gained from 800m



Sectionals
Powered
by



Home of PJ Harness Analyser

Want to know how successful PJ Harness Analyser is?
Click here for regular updates

www.pjdata.com.au admin@pjdata.com.au www.facebook.com/PJHarnessRacing



The Racing Queensland Board (trading as Racing Queensland) and provider are not responsible for the completeness or accuracy of any of the information contained herein, and makes no representations about its suitability for any purpose.

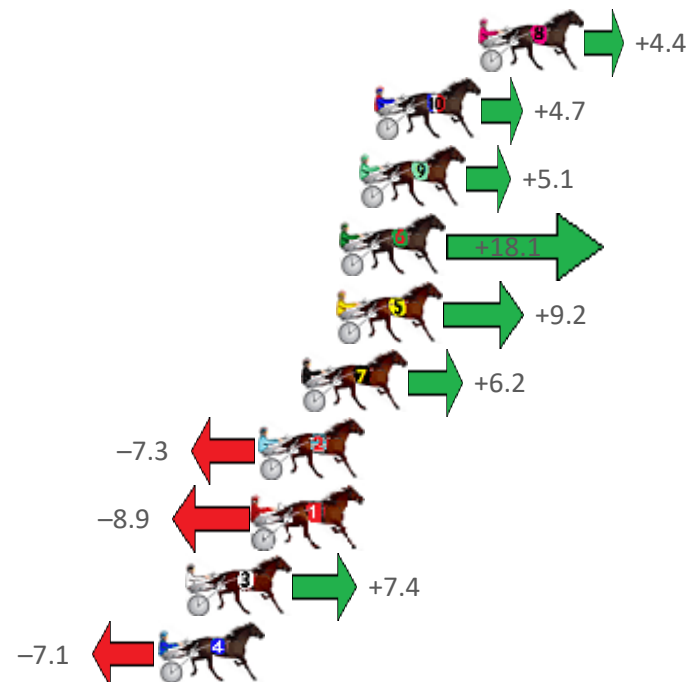
Albion Park Race 9 Distance 1660m

Friday, 29 April 2022

Gross Time: 2:00.20 MileRate: 1:56.50 LeadTime: 3.30s First Qtr: 28.20s Second Qtr: 31.60s Third Qtr: 27.80s Fourth Qtr: 29.30s

NoHorse	Plc	Margin	Time	800Time (W)	400 Time (W)
8 ROSARITO	1	0.0m	2:00.20	56.79s (0)	28.99s (0)
10 FLO RYDA	2	4.1m	2:00.52	56.77s (0)	28.99s (0)
9 MACH BRILLIANCE	3	4.7m	2:00.56	56.74s (1)	29.29s (2)
6 ISOLATION	4	5.5m	2:00.62	55.82s (1)	28.71s (2)
5 TREACHEROUS ONE	5	5.6m	2:00.63	56.45s (1)	29.07s (2)
7 TUNGSTEN TERROR	6	7.0m	2:00.74	56.66s (0)	28.88s (0)
2 PEBBLE SANDS	7	8.7m	2:00.87	57.62s (1)	29.58s (1)
1 BANGKOK BRAVADO	8	8.9m	2:00.88	57.73s (0)	29.95s (0)
3 ALI DOWNUNDER	9	11.6m	2:01.09	56.57s (1)	29.17s (1)
4 LORIMER LADY	10	12.7m	2:01.18	57.60s (1)	29.57s (1)

Finish Position and metres gained from 800m



Sectionals
Powered
by



Home of PJ Harness Analyser

Want to know how successful PJ Harness Analyser is?
Click here for regular updates

www.pjdata.com.au admin@pjdata.com.au www.facebook.com/PJHarnessRacing



The Racing Queensland Board (trading as Racing Queensland) and provider are not responsible for the completeness or accuracy of any of the information contained herein, and makes no representations about its suitability for any purpose.

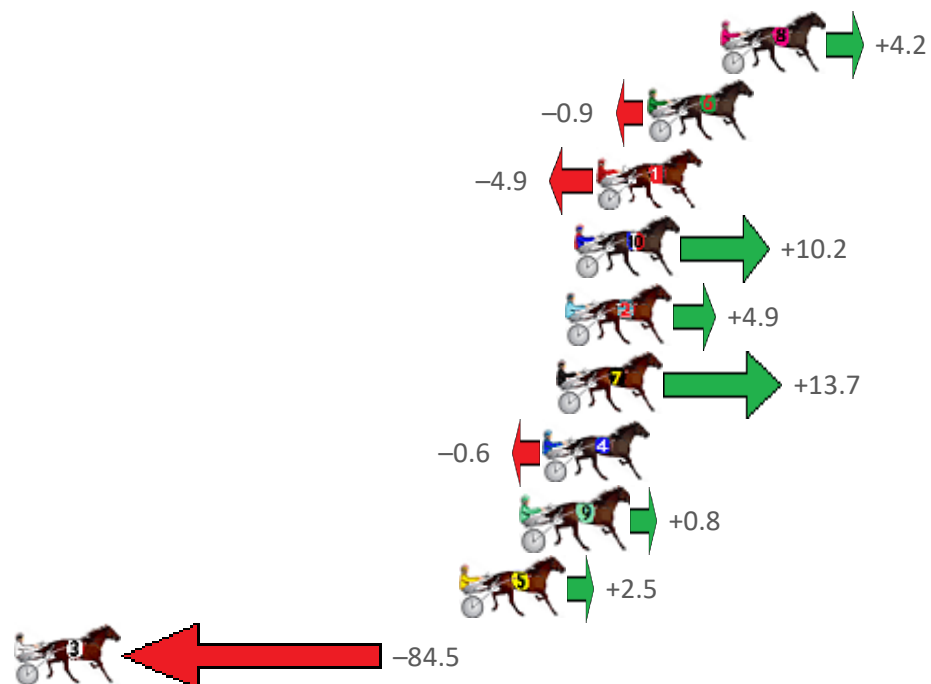
Albion Park Race 10 Distance 1660m

Friday, 29 April 2022

Gross Time: 1:59.70 MileRate: 1:56.10 LeadTime: 3.40s First Qtr: 28.20s Second Qtr: 31.10s Third Qtr: 28.10s Fourth Qtr: 28.90s

NoHorse	Plc	Margin	Time	800Time (W)	400 Time (W)
8 SO BOBS YOUR UNCLE	1	0.0m	1:59.70	56.70s (0)	28.58s (0)
6 CAPTAIN NEMO	2	2.9m	1:59.92	57.06s (1)	28.99s (1)
1 MISTER DIAMOND	3	4.9m	2:00.07	57.35s (0)	29.25s (0)
10 COMMODORE JUJON	4	5.8m	2:00.14	56.28s (1)	28.37s (2)
2 TEARAWAY DIAMOND	5	6.1m	2:00.16	56.65s (1)	28.73s (2)
7 BEE GEES BANDIT	6	6.5m	2:00.19	56.03s (1)	28.40s (0)
4 JUMPING JOLT	7	7.0m	2:00.23	57.04s (1)	28.94s (1)
9 JUST ROKIN	8	7.8m	2:00.29	56.94s (0)	28.83s (0)
5 BLUE IVY	9	10.3m	2:00.48	56.82s (0)	28.79s (1)
3 THE GROGFATHER	10	164.5m	2:12.18	62.99s (0)	32.10s (0)

Finish Position and metres gained from 800m



Sectionals
Powered
by



Home of PJ Harness Analyser

Want to know how successful PJ Harness Analyser is?
Click here for regular updates

www.pjdata.com.au admin@pjdata.com.au www.facebook.com/PJHarnessRacing

