


Albion Park Race 1 Distance 2138m

Tuesday, 26 April 2022

Gross Time: 2:47.90 MileRate: 2:06.30 LeadTime: 46.50s First Qtr: 30.40s Second Qtr: 31.70s Third Qtr: 29.90s Fourth Qtr: 29.40s

NoHorse	Plc	Margin	Time	800Time (W)	400 Time (W)
1 YOU NO ILL BE LATE	1	0.0m	2:47.90	59.30s (0)	29.40s (0)
3 JACCKA WATCH	2	2.7m	2:48.11	58.57s (1)	28.92s (1)
2 HATTIE	3	3.5m	2:48.17	59.23s (0)	29.32s (0)
4 DEAD SET MUSCLE	4	11.2m	2:48.76	59.49s (0)	29.50s (0)
6 VALLEY ESS JAY	5	11.8m	2:48.81	58.93s (1)	29.30s (1)
5 AVEROSS DON	6	35.6m	2:50.64	60.92s (0)	30.93s (0)
7 MAJESTIC SPEED	7	85.1m	2:54.46	64.22s (0)	33.43s (0)
8 CARNERA	8	108.4m	2:56.26	62.87s (0)	31.48s (0)

Finish Position and metres gained from 800m



Sectionals
Powered
by



Home of PJ Harness Analyser

Want to know how successful PJ Harness Analyser is?
Click here for regular updates

www.pjdata.com.au admin@pjdata.com.au www.facebook.com/PJHarnessRacing




Albion Park Race 2 Distance 2138m

Tuesday, 26 April 2022

Gross Time: 2:41.60 MileRate: 2:01.70 LeadTime: 42.50s First Qtr: 30.70s Second Qtr: 30.30s Third Qtr: 28.50s Fourth Qtr: 29.60s

No	Horse	Plc	Margin	Time	800Time (W)	400 Time (W)
2	MAJESTIC HARRY	1	0.0m	2:41.60	58.10s (0)	29.60s (0)
14	BD KHAOSAN	2	9.1m	2:42.31	57.79s (0)	29.08s (0)
11	SOBOMBA	3	16.1m	2:42.85	58.61s (0)	29.90s (0)
4	RILEY MOMENT	4	17.9m	2:42.99	58.40s (1)	29.93s (2)
1	AURORA	5	18.9m	2:43.07	59.15s (0)	30.46s (0)
5	FATHER CHRISTMAS	6	22.3m	2:43.33	59.45s (1)	30.61s (1)
3	THE NIGHT KING	7	28.8m	2:43.83	58.75s (1)	30.07s (1)
7	DOWN UNDER RORS	8	30.1m	2:43.94	58.93s (0)	30.20s (0)
9	JANSSON	9	31.6m	2:44.05	59.76s (1)	30.76s (1)
6	THE REAPER	10	35.5m	2:44.35	58.92s (1)	30.06s (2)
13	RIGONDEAUX	10	35.5m	2:44.35	58.58s (1)	30.14s (1)
12	IM THE COMMANDO	12	44.5m	2:45.05	59.61s (0)	30.78s (0)
8	HELLO JOLENE JOLENE	13	76.7m	2:47.55	60.39s (0)	31.20s (0)
10	HURRIKANE SPIRIT	14	281.0m	3:03.40	67.56s (0)	35.56s (0)

Finish Position and metres gained from 800m



Sectionals
Powered
by



Home of PJ Harness Analyser

Want to know how successful PJ Harness Analyser is?
Click here for regular updates

www.pjdata.com.au admin@pjdata.com.au www.facebook.com/PJHarnessRacing



The Racing Queensland Board (trading as Racing Queensland) and provider are not responsible for the completeness or accuracy of any of the information contained herein, and makes no representations about its suitability for any purpose.

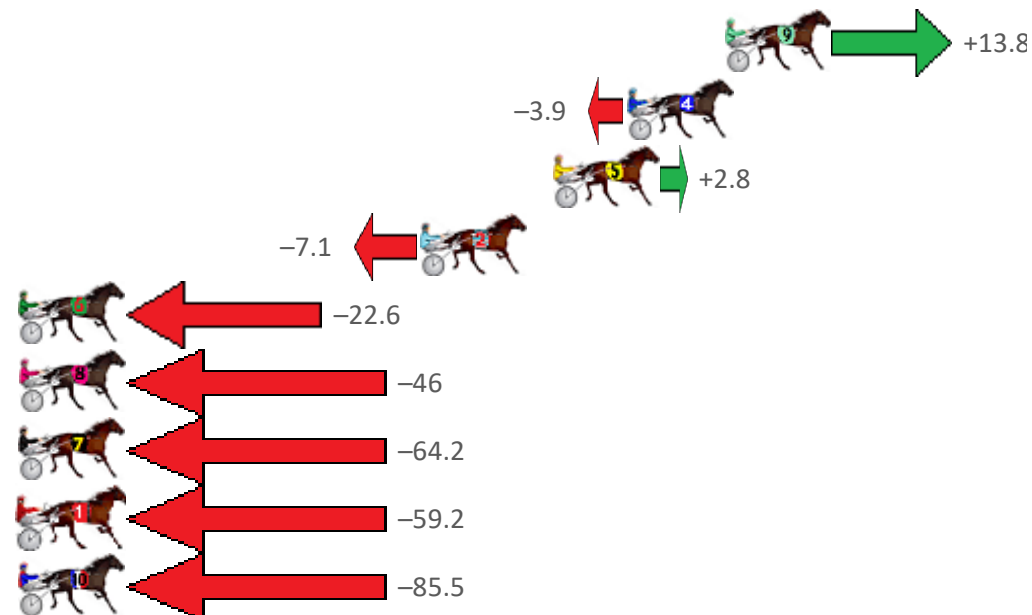
Albion Park Race 3 Distance 1660m

Tuesday, 26 April 2022

Gross Time: 2:00.50 MileRate: 1:56.80 LeadTime: 3.40s First Qtr: 27.30s Second Qtr: 30.90s Third Qtr: 28.40s Fourth Qtr: 30.50s

NoHorse	Plc	Margin	Time	800Time (W)	400 Time (W)
9 HOLD ONTO YA BLING	1	0.0m	2:00.50	57.89s (1)	29.44s (1)
4 FOR REAL LIFE	2	3.9m	2:00.81	59.19s (0)	30.80s (0)
5 WISPER A SECRET	3	6.8m	2:01.04	58.70s (1)	30.05s (0)
2 CRADOCK	4	12.1m	2:01.47	59.42s (0)	30.78s (0)
6 LADY DIGBY	5	47.8m	2:04.32	60.55s (1)	31.32s (1)
8 TRUE ORIGINS	6	63.4m	2:05.56	62.21s (0)	32.99s (0)
7 FAKE COLLECTION	7	69.6m	2:06.06	63.60s (1)	33.64s (1)
1 HOLLADOR DAISY	8	69.6m	2:06.06	63.23s (0)	33.93s (0)
10 IMA MIDNIGHT REBEL	9	105.1m	2:08.89	65.16s (1)	33.92s (1)

Finish Position and metres gained from 800m



Sectionals
Powered
by



Home of PJ Harness Analyser

Want to know how successful PJ Harness Analyser is?
Click here for regular updates

www.pjdata.com.au admin@pjdata.com.au www.facebook.com/PJHarnessRacing



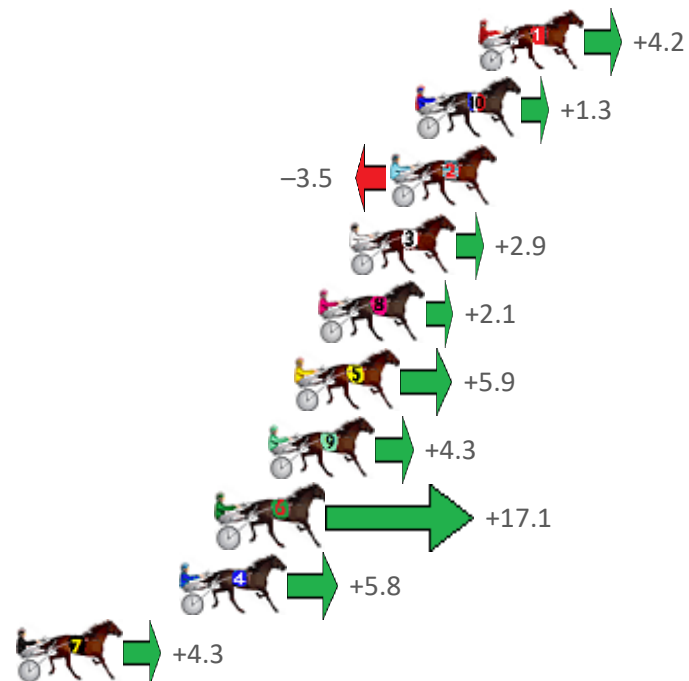
Albion Park Race 4 Distance 1660m

Tuesday, 26 April 2022

Gross Time: 2:02.40 MileRate: 1:58.60 LeadTime: 3.40s First Qtr: 29.20s Second Qtr: 31.70s Third Qtr: 29.00s Fourth Qtr: 29.10s

NoHorse	Plc	Margin	Time	800Time (W)	400 Time (W)
1 RANCHO MAN	1	0.0m	2:02.40	57.80s (0)	28.80s (0)
10 CATSEYE BEACH	2	2.5m	2:02.59	58.01s (1)	29.09s (1)
2 LOOKS JUST RIGHT	3	3.5m	2:02.67	58.35s (0)	29.35s (0)
3 STUDLEIGH MARK	4	5.1m	2:02.79	57.89s (1)	28.93s (1)
8 GLITTER STRIP	5	6.3m	2:02.88	57.95s (0)	28.92s (0)
5 ARCHILLES	6	7.3m	2:02.96	57.67s (0)	28.63s (0)
9 MELTON INSULTED	7	8.3m	2:03.03	57.79s (1)	28.83s (1)
6 DEVOUGED	8	10.3m	2:03.19	56.87s (1)	28.63s (2)
4 OFFICE BAD BOY	9	11.8m	2:03.30	57.68s (1)	29.36s (2)
7 BOLD COWBOY	10	18.3m	2:03.80	57.79s (1)	29.51s (2)

Finish Position and metres gained from 800m



Sectionals
Powered
by



Home of PJ Harness Analyser

Want to know how successful PJ Harness Analyser is?
Click here for regular updates

www.pjdata.com.au admin@pjdata.com.au www.facebook.com/PJHarnessRacing



The Racing Queensland Board (trading as Racing Queensland) and provider are not responsible for the completeness or accuracy of any of the information contained herein, and makes no representations about its suitability for any purpose.

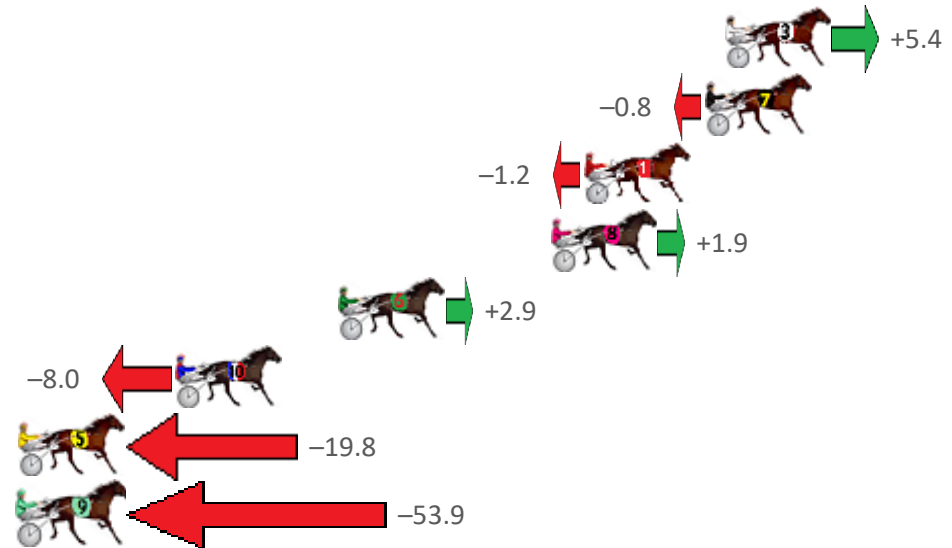
Albion Park Race 5 Distance 2138m

Tuesday, 26 April 2022

Gross Time: 2:36.10 MileRate: 1:57.50 LeadTime: 38.90s First Qtr: 30.30s Second Qtr: 30.40s Third Qtr: 28.10s Fourth Qtr: 28.40s

No	Horse	Plc	Margin	Time	800Time (W)	400 Time (W)
3	CLASSIE WASHINGTON	1	0.0m	2:36.10	56.12s (1)	28.09s (1)
7	ALTA REVELRY	2	0.8m	2:36.16	56.56s (0)	28.46s (0)
1	MAGICAL MAYA	3	5.6m	2:36.52	56.58s (0)	28.47s (0)
8	UNCLE LUKEY	4	6.9m	2:36.61	56.37s (0)	28.27s (0)
6	MISTERRIODEJANEIRO	5	15.3m	2:37.24	56.30s (1)	28.41s (0)
10	WHATA ROLLER	6	21.8m	2:37.73	57.06s (1)	28.81s (2)
5	FORTES IN FIDE	7	29.6m	2:38.31	57.89s (1)	29.63s (1)
9	BULLDOG BRAWLER	8	67.9m	2:41.17	60.29s (0)	30.93s (0)

Finish Position and metres gained from 800m



Sectionals
Powered
by



Home of PJ Harness Analyser

Want to know how successful PJ Harness Analyser is?
Click here for regular updates

www.pjdata.com.au admin@pjdata.com.au www.facebook.com/PJHarnessRacing



The Racing Queensland Board (trading as Racing Queensland) and provider are not responsible for the completeness or accuracy of any of the information contained herein, and makes no representations about its suitability for any purpose.

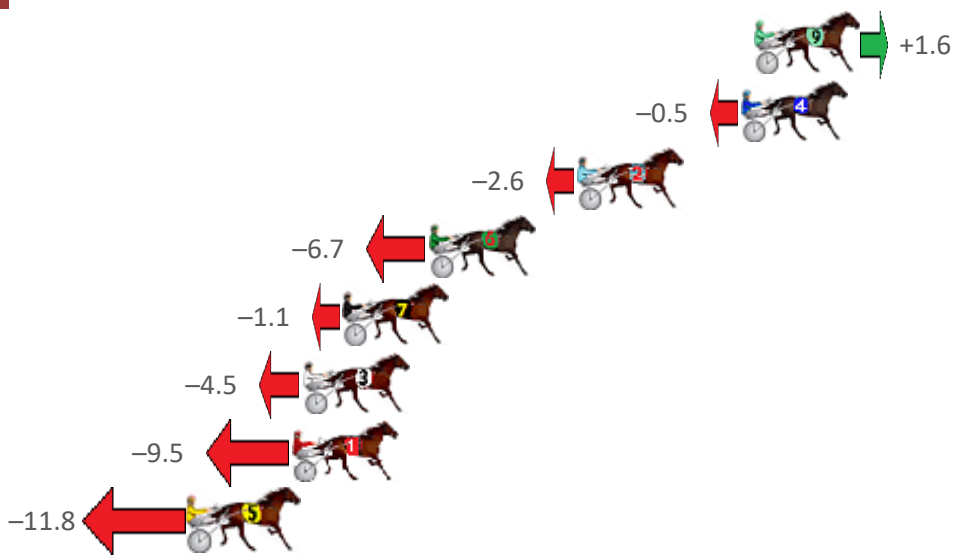
Albion Park Race 6 Distance 1660m

Tuesday, 26 April 2022

Gross Time: 1:59.20 MileRate: 1:55.60 LeadTime: 3.20s First Qtr: 29.10s Second Qtr: 31.50s Third Qtr: 28.10s Fourth Qtr: 27.30s

NoHorse	Plc	Margin	Time	800Time (W)	400 Time (W)
9 WATTS UP SUNSHINE	1	0.0m	1:59.20	55.29s (1)	27.30s (1)
4 CALL ME KEITH	2	0.5m	1:59.24	55.43s (0)	27.33s (0)
2 ARTHUR LOWE	3	7.0m	1:59.70	55.58s (0)	27.37s (0)
6 MAFUTA VAUTIN	4	12.9m	2:00.13	55.86s (1)	27.63s (1)
7 SECRETAGENT TYCOON	5	16.3m	2:00.37	55.48s (1)	27.37s (1)
3 MUCH BETTOR	6	17.9m	2:00.49	55.71s (0)	27.39s (0)
1 MARETTI	7	18.3m	2:00.52	56.05s (0)	27.73s (0)
5 WITH THE BAND	8	22.4m	2:00.81	56.21s (1)	27.98s (2)

Finish Position and metres gained from 800m



Sectionals
Powered
by



Home of PJ Harness Analyser

Want to know how successful PJ Harness Analyser is?
Click here for regular updates

www.pjdata.com.au admin@pjdata.com.au www.facebook.com/PJHarnessRacing



The Racing Queensland Board (trading as Racing Queensland) and provider are not responsible for the completeness or accuracy of any of the information contained herein, and makes no representations about its suitability for any purpose.

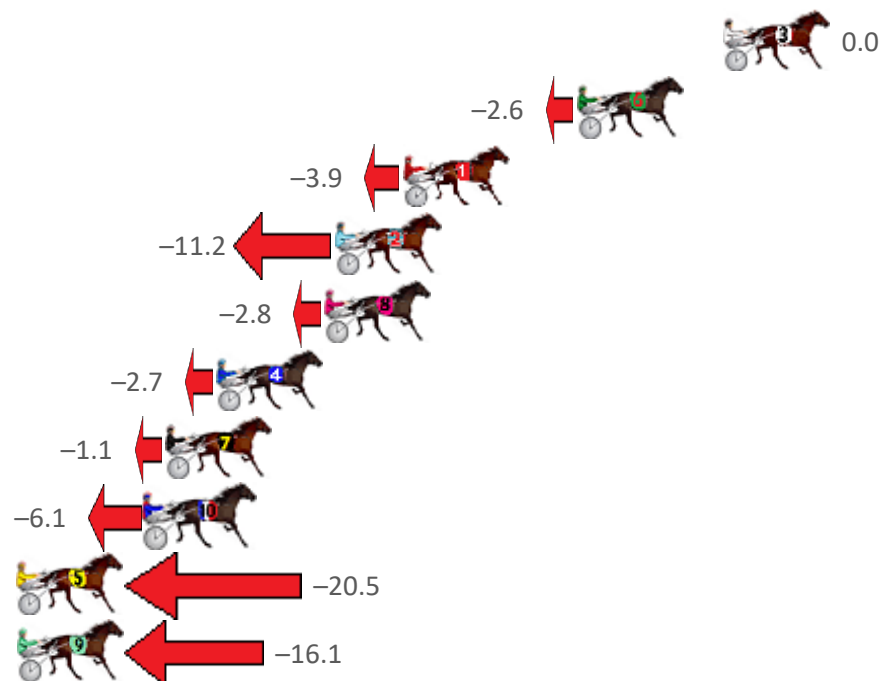
Albion Park Race 7 Distance 1660m

Tuesday, 26 April 2022

Gross Time: 1:59.70 MileRate: 1:56.00 LeadTime: 3.50s First Qtr: 28.30s Second Qtr: 31.50s Third Qtr: 28.70s Fourth Qtr: 27.70s

NoHorse	Plc	Margin	Time	800Time (W)	400 Time (W)
3 ROCKNROLL TIMES	1	0.0m	1:59.70	56.40s (0)	27.70s (0)
6 CANT BLUFF YOU	2	5.8m	2:00.12	56.58s (1)	27.89s (1)
1 MARIANNA BROMAC	3	12.7m	2:00.63	56.67s (0)	27.79s (0)
2 GOALKICKER	4	15.4m	2:00.82	57.19s (0)	28.29s (0)
8 BAKER CREEK	5	15.8m	2:00.85	56.60s (0)	27.69s (0)
4 JAGGERS SWAGGER	6	20.1m	2:01.16	56.59s (0)	27.71s (0)
7 DELIGHTFUL REASON	7	22.1m	2:01.31	56.48s (1)	27.71s (1)
10 LIFEINHEAVEN	8	22.9m	2:01.37	56.83s (1)	28.05s (1)
5 FRANCO NATHAN	9	28.1m	2:01.75	57.84s (1)	29.07s (1)
9 ROCKNROLL MAX	10	28.3m	2:01.76	57.53s (1)	28.74s (1)

Finish Position and metres gained from 800m



Sectionals
Powered
by



Home of PJ Harness Analyser

Want to know how successful PJ Harness Analyser is?
Click here for regular updates

www.pjdata.com.au admin@pjdata.com.au www.facebook.com/PJHarnessRacing

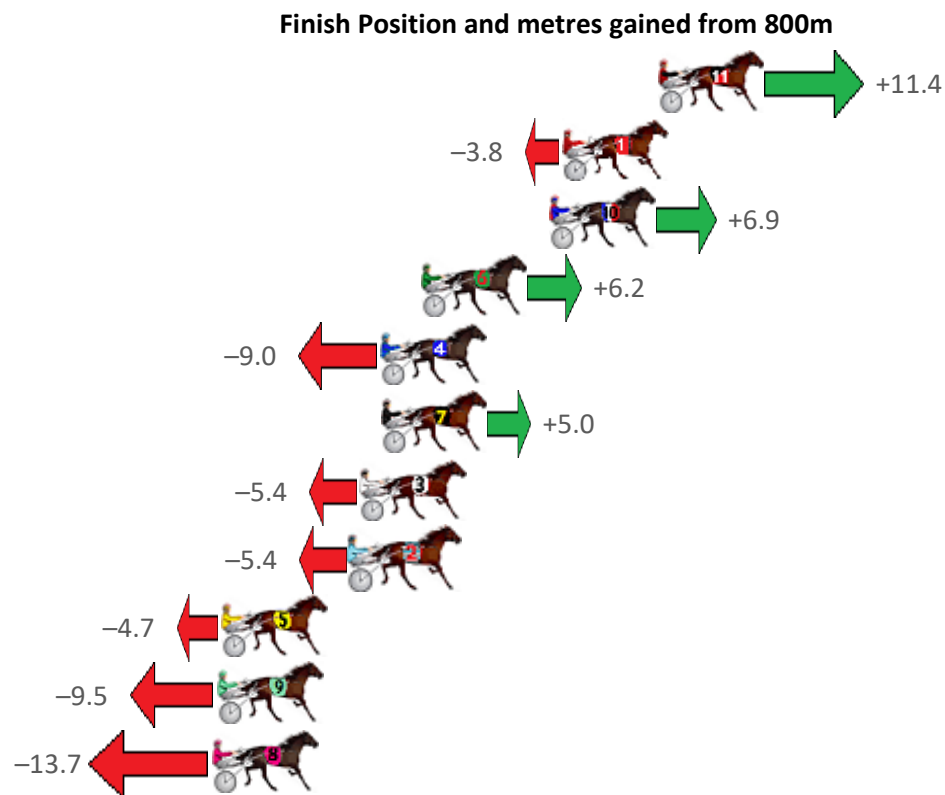


Albion Park Race 8 Distance 2138m

Tuesday, 26 April 2022

Gross Time: 2:36.60 MileRate: 1:57.80 LeadTime: 37.80s First Qtr: 30.10s Second Qtr: 30.60s Third Qtr: 28.60s Fourth Qtr: 29.50s

NoHorse	Plc	Margin	Time	800Time (W)	400 Time (W)
11 SAGINAW	1	0.0m	2:36.60	57.28s (2)	29.05s (2)
1 SO AM I	2	3.8m	2:36.89	58.37s (0)	29.78s (0)
10 B MAC C	3	4.3m	2:36.93	57.60s (1)	28.91s (1)
6 EH EF EL	4	9.4m	2:37.33	57.65s (1)	29.07s (2)
4 ITZ MAJOR RICH	5	11.0m	2:37.45	58.75s (1)	30.01s (1)
7 THE HERVEY BAY	6	11.0m	2:37.45	57.74s (2)	29.53s (2)
3 COPPERFIELD	7	11.8m	2:37.51	58.49s (1)	29.75s (1)
2 ITZ CHEROKEE JACK	8	12.2m	2:37.54	58.49s (2)	30.32s (2)
5 DESPONDENT	9	17.3m	2:37.94	58.44s (0)	29.86s (0)
9 FOUR STARZZZ FORSA	10	17.5m	2:37.95	58.79s (0)	30.20s (0)
8 REGULUS	11	17.7m	2:37.97	59.09s (0)	30.50s (0)



Sectionals
Powered
by



Home of PJ Harness Analyser

Want to know how successful PJ Harness Analyser is?
Click here for regular updates

www.pjdata.com.au admin@pjdata.com.au www.facebook.com/PJHarnessRacing



The Racing Queensland Board (trading as Racing Queensland) and provider are not responsible for the completeness or accuracy of any of the information contained herein, and makes no representations about its suitability for any purpose.