

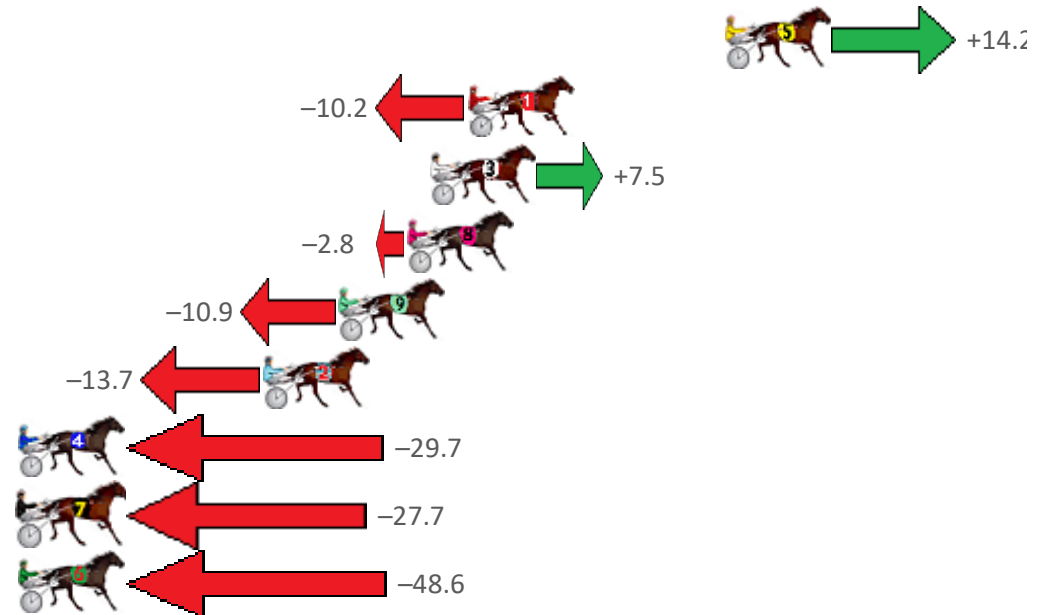
# Marburg Race 1 Distance 1850m

Thursday, 10 March 2022

Gross Time: 2:22.50 MileRate: 2:04.00 LeadTime: 17.30s First Qtr: 32.30s Second Qtr: 32.90s Third Qtr: 29.20s Fourth Qtr: 30.80s

NoHorse	Plc	Margin	Time	800Time (W)	400 Time (W)
5 BAD BOY BORIS	1	0.0m	2:22.50	58.94s (1)	30.80s (1)
1 FEEL YOUR WAY	2	10.2m	2:23.32	60.76s (0)	31.00s (0)
3 MANNI MANNI	3	11.7m	2:23.44	59.44s (1)	31.13s (2)
8 MYSTICAL CHARM	4	12.6m	2:23.52	60.21s (1)	31.08s (1)
9 MELTON QUALITY	5	15.3m	2:23.73	60.81s (1)	31.63s (1)
2 OUTER CHANGE	6	18.3m	2:23.97	61.02s (0)	31.25s (0)
4 GOTALUVASUNDAYSES	7	29.9m	2:24.91	62.22s (1)	33.00s (0)
7 COULD IT BE ME	8	37.1m	2:25.49	62.07s (0)	32.19s (0)
6 YARRAMAN NEEDY	9	118.6m	2:32.06	63.62s (0)	32.61s (0)

Finish Position and metres gained from 800m



Sectionals  
Powered  
by



Home of Australian Harness Sectionals  
PJ Harness Analyser Daily Raw Data directly to your inbox

**NEW** All Victorian Racing added as of 17 January 2022  
www.pjdata.com.au admin@pjdata.com.au www.facebook.com/PJHarnessRacing



The Racing Queensland Board (trading as Racing Queensland) and provider are not responsible for the completeness or accuracy of any of the information contained herein, and makes no representations about its suitability for any purpose.

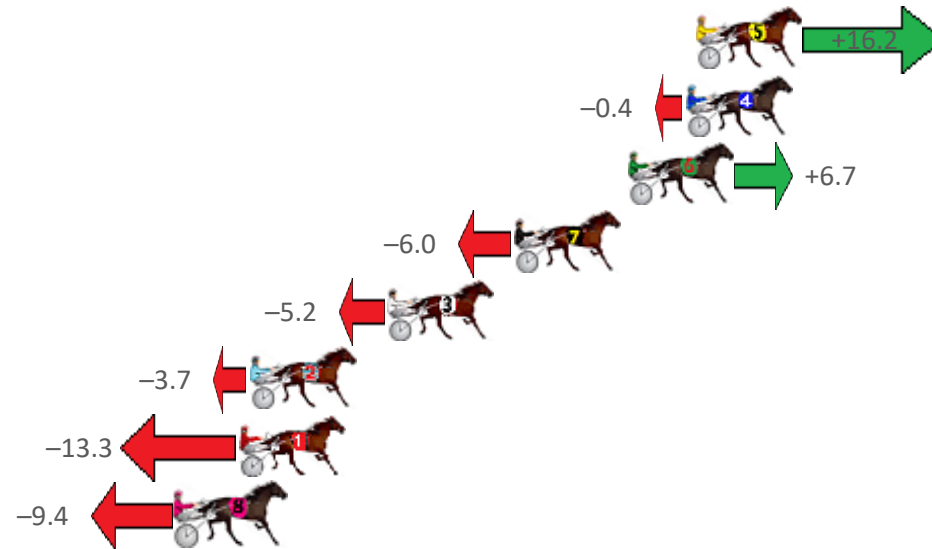
# Marburg Race 2 Distance 1850m

Thursday, 10 March 2022

Gross Time: 2:20.40 MileRate: 2:02.20 LeadTime: 17.10s First Qtr: 31.30s Second Qtr: 32.30s Third Qtr: 28.70s Fourth Qtr: 31.00s

NoHorse	Plc	Margin	Time	800Time (W)	400 Time (W)
5 THE CROM	1	0.0m	2:20.40	58.50s (1)	29.52s (2)
4 OUR EDUARDO DENARI	2	0.4m	2:20.43	59.73s (0)	31.03s (0)
6 SHESA PEARLA	3	2.7m	2:20.62	59.20s (0)	30.08s (0)
7 SUNDOWNER SHANNO	4	7.2m	2:20.98	60.15s (1)	31.40s (1)
3 MUSTANG DUDE	5	12.2m	2:21.39	60.09s (1)	31.06s (1)
2 POSER	6	17.7m	2:21.83	59.97s (0)	30.67s (0)
1 PAGEENTRY	7	18.1m	2:21.87	60.69s (0)	31.61s (0)
8 WHATA REACTOR	8	20.6m	2:22.07	60.40s (1)	31.26s (1)

Finish Position and metres gained from 800m



Sectionals  
Powered  
by



Home of Australian Harness Sectionals  
PJ Harness Analyser Daily Raw Data directly to your inbox

**NEW** All Victorian Racing added as of 17 January 2022

www.pjdata.com.au admin@pjdata.com.au www.facebook.com/PJHarnessRacing



The Racing Queensland Board (trading as Racing Queensland) and provider are not responsible for the completeness or accuracy of any of the information contained herein, and makes no representations about its suitability for any purpose.

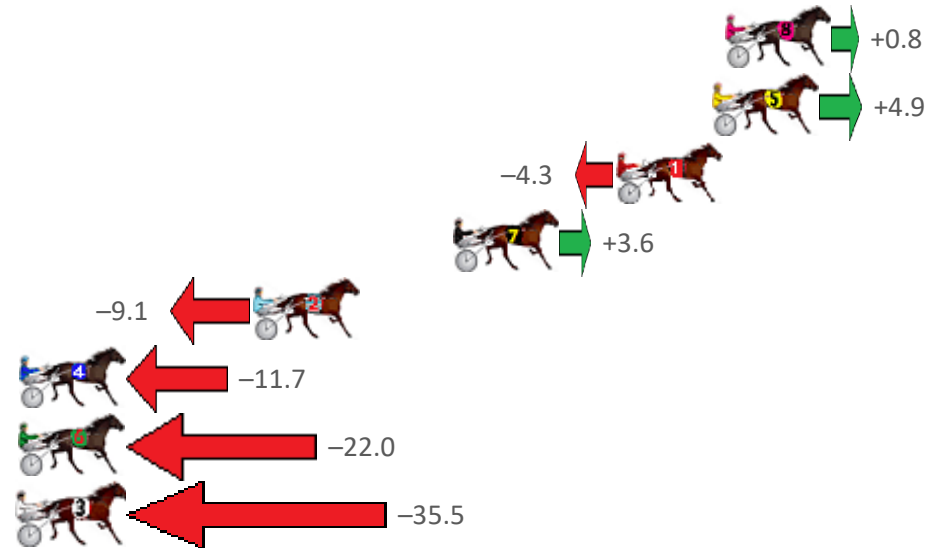
# Marburg Race 3 Distance 1850m

Thursday, 10 March 2022

Gross Time: 2:20.30 MileRate: 2:02.10 LeadTime: 17.50s First Qtr: 31.30s Second Qtr: 32.30s Third Qtr: 28.50s Fourth Qtr: 30.70s

NoHorse	Plc	Margin	Time	800Time (W)	400 Time (W)
8 DARBY BRIGHTS	1	0.0m	2:20.30	59.14s (1)	30.65s (1)
5 QUALITY TIME	2	0.5m	2:20.34	58.84s (1)	30.25s (0)
1 OUR DOLLY	3	4.3m	2:20.65	59.52s (0)	31.03s (0)
7 DUKE	4	10.8m	2:21.17	58.94s (1)	30.23s (1)
2 VALKYRIE HANOVER	5	18.7m	2:21.80	59.87s (1)	31.20s (1)
4 VIC HUNTER	6	30.5m	2:22.75	60.06s (1)	31.36s (1)
6 ESSENTIAL THREE	7	30.8m	2:22.77	60.82s (0)	31.52s (0)
3 KID CALVERT	8	40.1m	2:23.52	61.81s (0)	32.54s (0)

Finish Position and metres gained from 800m



Sectionals  
Powered  
by



Home of Australian Harness Sectionals  
PJ Harness Analyser Daily Raw Data directly to your inbox

**NEW** All Victorian Racing added as of 17 January 2022

[www.pjdata.com.au](http://www.pjdata.com.au) [admin@pjdata.com.au](mailto:admin@pjdata.com.au) [www.facebook.com/PJHarnessRacing](https://www.facebook.com/PJHarnessRacing)



The Racing Queensland Board (trading as Racing Queensland) and provider are not responsible for the completeness or accuracy of any of the information contained herein, and makes no representations about its suitability for any purpose.

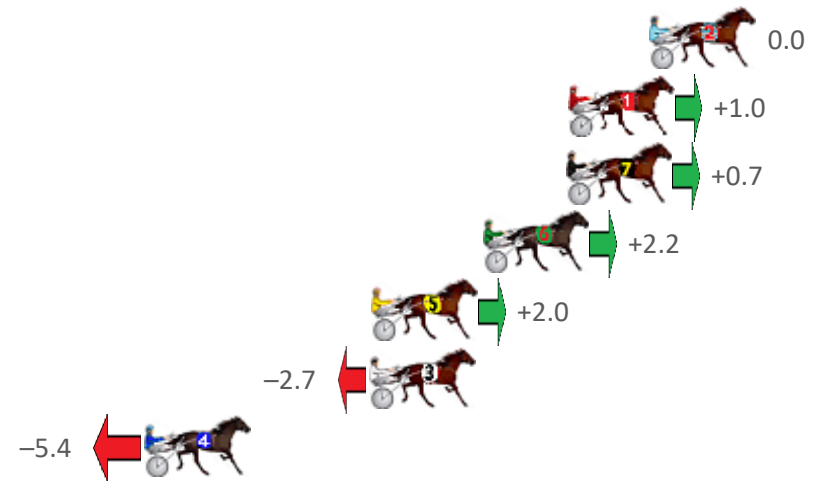
# Marburg Race 4 Distance 1850m

Thursday, 10 March 2022

Gross Time: 2:17.10 MileRate: 1:59.30 LeadTime: 17.40s First Qtr: 29.70s Second Qtr: 30.80s Third Qtr: 29.00s Fourth Qtr: 30.20s

NoHorse	Plc	Margin	Time	800Time (W)	400 Time (W)
2 GOALKICKER	1	0.0m	2:17.10	59.20s (0)	30.20s (0)
1 SOME GIRLS SOMEWHERE	2	3.2m	2:17.35	59.13s (0)	30.12s (0)
7 HEY MISTER TAYLOR	3	3.3m	2:17.36	59.15s (1)	30.27s (1)
6 ALLSTAR SEA	4	6.6m	2:17.62	59.04s (0)	30.03s (0)
5 CHEDDAR MADE BETA	5	11.0m	2:17.97	59.05s (1)	30.14s (1)
3 SPRINGFIELD SPIRIT	6	11.1m	2:17.98	59.40s (1)	30.49s (1)
4 AMUSED	7	20.0m	2:18.68	59.60s (0)	30.55s (0)

Finish Position and metres gained from 800m



Sectionals  
Powered  
by



Home of Australian Harness Sectionals  
PJ Harness Analyser Daily Raw Data directly to your inbox

**NEW** All Victorian Racing added as of 17 January 2022  
www.pjdata.com.au admin@pjdata.com.au www.facebook.com/PJHarnessRacing



The Racing Queensland Board (trading as Racing Queensland) and provider are not responsible for the completeness or accuracy of any of the information contained herein, and makes no representations about its suitability for any purpose.

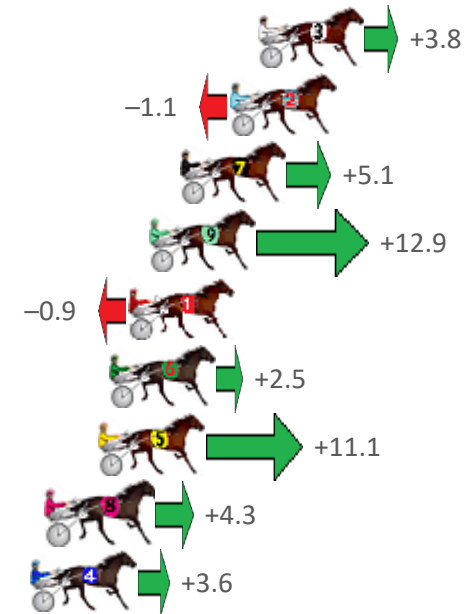
# Marburg Race 5 Distance 1850m

Thursday, 10 March 2022

Gross Time: 2:21.10 MileRate: 2:02.70 LeadTime: 18.30s First Qtr: 32.00s Second Qtr: 32.50s Third Qtr: 28.60s Fourth Qtr: 29.70s

NoHorse	Plc	Margin	Time	800Time (W)	400 Time (W)
3 MELTON INSULTED	1	0.0m	2:21.10	58.02s (1)	29.42s (1)
2 A GOOD IDEAL	2	1.1m	2:21.19	58.38s (0)	29.78s (0)
7 RANCHO MAN	3	3.1m	2:21.34	57.93s (1)	29.31s (1)
9 OFFICE BAD BOY	4	4.3m	2:21.43	57.37s (1)	28.69s (1)
1 NEVAEVABEND	5	5.1m	2:21.50	58.37s (0)	29.74s (0)
6 SHAKATIE	6	5.9m	2:21.56	58.12s (0)	29.49s (0)
5 TIMENPATIENCE	7	6.3m	2:21.59	57.50s (0)	28.87s (0)
8 JOEY LINCOLN	8	8.3m	2:21.75	57.99s (0)	29.35s (0)
4 TURN TURN FLYER	9	9.0m	2:21.80	58.04s (1)	29.38s (1)

## Finish Position and metres gained from 800m



Sectionals  
Powered  
by



Home of Australian Harness Sectionals  
PJ Harness Analyser Daily Raw Data directly to your inbox

**NEW** All Victorian Racing added as of 17 January 2022  
www.pjdata.com.au admin@pjdata.com.au www.facebook.com/PJHarnessRacing



The Racing Queensland Board (trading as Racing Queensland) and provider are not responsible for the completeness or accuracy of any of the information contained herein, and makes no representations about its suitability for any purpose.

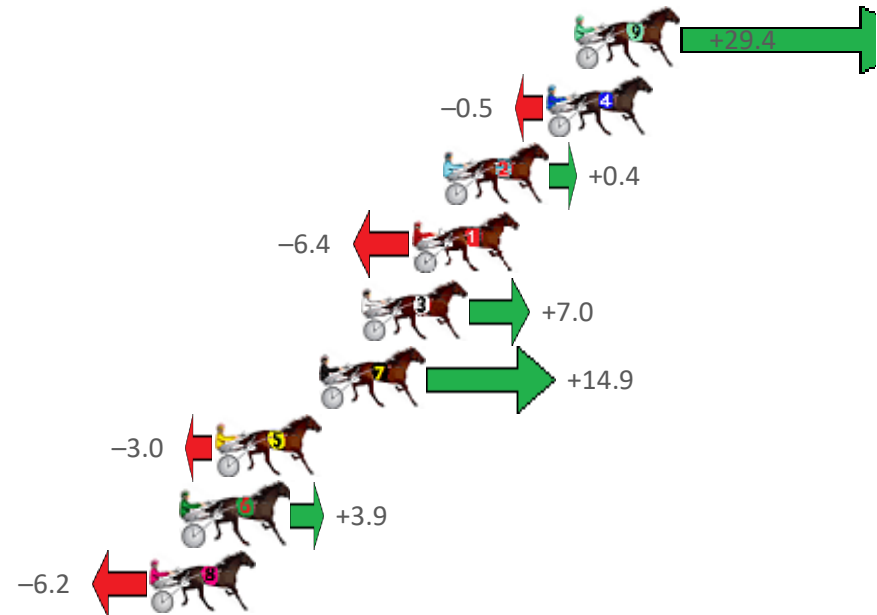
# Marburg Race 6 Distance 1850m

Thursday, 10 March 2022

Gross Time: 2:19.60 MileRate: 2:01.50 LeadTime: 17.30s First Qtr: 29.80s Second Qtr: 31.30s Third Qtr: 28.90s Fourth Qtr: 32.30s

NoHorse	Plc	Margin	Time	800Time (W)	400 Time (W)
9 JACKBKWIK	1	0.0m	2:19.60	58.96s (1)	30.90s (3)
4 LOOKS JUST RIGHT	2	1.1m	2:19.69	61.24s (1)	32.39s (1)
2 WHATA OPTIMIST	3	5.2m	2:20.04	61.17s (0)	32.16s (0)
1 JUST ONE GOOD ONE	4	6.4m	2:20.14	61.69s (0)	32.75s (0)
3 MONTANA PRIDE	5	8.4m	2:20.31	60.67s (1)	31.66s (1)
7 VERMONT	6	10.1m	2:20.45	60.07s (1)	31.81s (0)
5 SIR SEMPER FIDELIS	7	14.2m	2:20.80	61.43s (1)	32.44s (1)
6 MISTER DECORUM	8	15.5m	2:20.91	60.90s (2)	32.26s (2)
8 COBBLER LANE	9	16.8m	2:21.02	61.67s (0)	32.69s (0)

Finish Position and metres gained from 800m



Sectionals  
Powered  
by



Home of Australian Harness Sectionals  
PJ Harness Analyser Daily Raw Data directly to your inbox

**NEW** All Victorian Racing added as of 17 January 2022  
www.pjdata.com.au admin@pjdata.com.au www.facebook.com/PJHarnessRacing



The Racing Queensland Board (trading as Racing Queensland) and provider are not responsible for the completeness or accuracy of any of the information contained herein, and makes no representations about its suitability for any purpose.

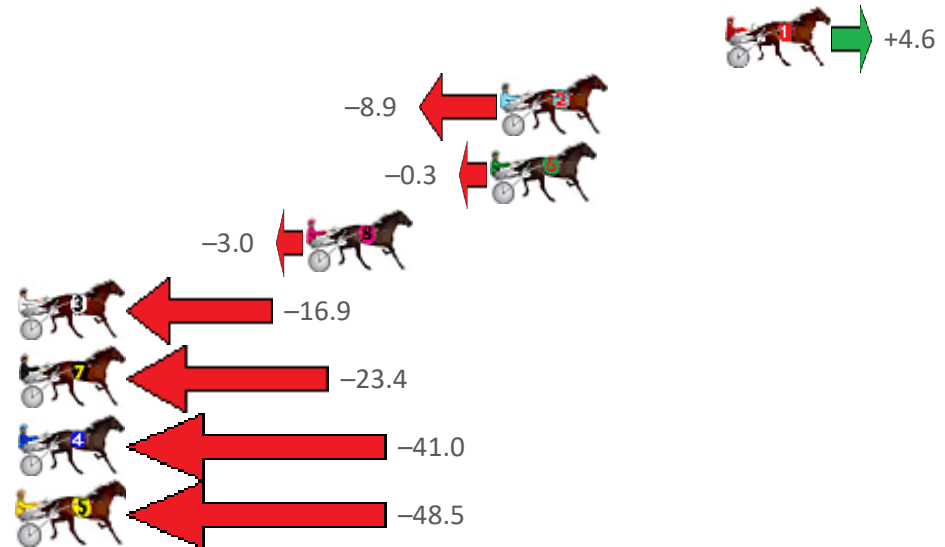
# Marburg Race 7 Distance 1850m

Thursday, 10 March 2022

Gross Time: 2:15.00 MileRate: 1:57.40 LeadTime: 17.30s First Qtr: 29.60s Second Qtr: 30.30s Third Qtr: 28.50s Fourth Qtr: 29.30s

NoHorse	Plc	Margin	Time	800Time (W)	400 Time (W)
1 JUST DESSY	1	0.0m	2:15.00	57.47s (0)	28.99s (0)
2 AMERICAN FLYER	2	8.9m	2:15.68	58.44s (0)	29.95s (0)
6 TEARAWAY DIAMOND	3	9.3m	2:15.71	57.82s (0)	29.34s (0)
8 KANYE CRUSADER	4	16.6m	2:16.28	58.02s (0)	29.58s (0)
3 ROLAMAX	5	28.1m	2:17.16	59.01s (1)	30.17s (1)
7 MUMMYS BOY	6	29.8m	2:17.29	59.48s (1)	30.82s (2)
4 EVERYTHING HAPPENS	7	43.2m	2:18.32	60.75s (1)	32.04s (1)
5 BRIAN CHRISTOPHER	8	66.7m	2:20.13	61.28s (0)	32.66s (0)

Finish Position and metres gained from 800m



Sectionals  
Powered  
by



Home of Australian Harness Sectionals  
PJ Harness Analyser Daily Raw Data directly to your inbox

**NEW** All Victorian Racing added as of 17 January 2022  
www.pjdata.com.au admin@pjdata.com.au www.facebook.com/PJHarnessRacing



The Racing Queensland Board (trading as Racing Queensland) and provider are not responsible for the completeness or accuracy of any of the information contained herein, and makes no representations about its suitability for any purpose.

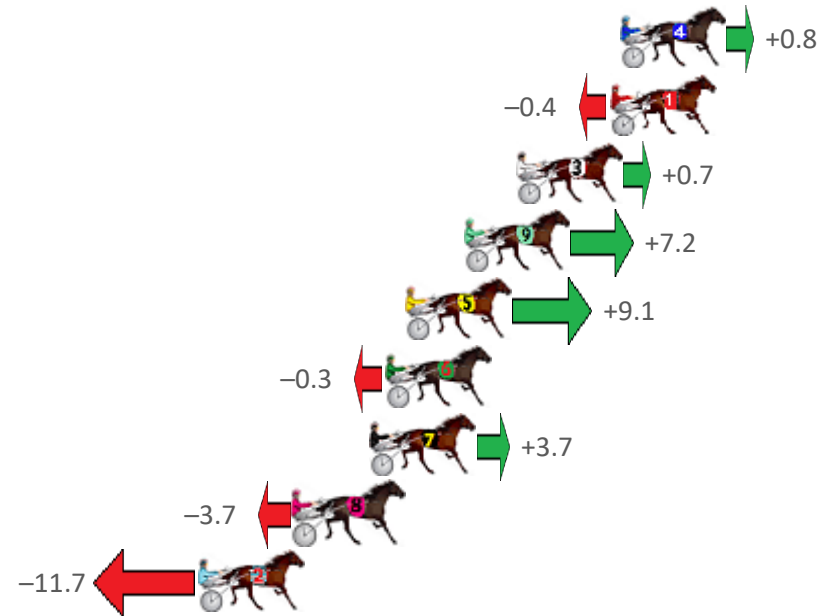
# Marburg Race 8 Distance 2200m

Thursday, 10 March 2022

Gross Time: 2:47.00 MileRate: 2:02.20 LeadTime: 45.50s First Qtr: 30.70s Second Qtr: 32.70s Third Qtr: 28.40s Fourth Qtr: 29.70s

NoHorse	Plc	Margin	Time	800Time (W)	400 Time (W)
4 ABERCROMBIE TAB	1	0.0m	2:47.00	58.04s (1)	29.61s (1)
1 NEWMERELLA LADYKAY	2	0.4m	2:47.03	58.13s (0)	29.73s (0)
3 LA PISTOLA	3	4.1m	2:47.32	58.05s (0)	29.66s (0)
9 ARNOLD STREET	4	6.2m	2:47.48	57.58s (1)	29.49s (3)
5 HEARTBREAK	5	8.5m	2:47.66	57.44s (1)	29.99s (2)
6 GROOVY MISS ANNIE	6	9.3m	2:47.72	58.12s (0)	29.72s (0)
7 ROCKNROLL DA GAMA	7	9.9m	2:47.77	57.83s (0)	29.46s (1)
8 GETALOADATHISGIRL	8	12.9m	2:48.00	58.37s (1)	29.96s (2)
2 BELLA BRONSKI	9	16.7m	2:48.30	58.94s (1)	30.50s (1)

Finish Position and metres gained from 800m



Sectionals  
Powered  
by



Home of Australian Harness Sectionals  
PJ Harness Analyser Daily Raw Data directly to your inbox



All Victorian Racing added as of 17 January 2022

www.pjdata.com.au admin@pjdata.com.au www.facebook.com/PJHarnessRacing



The Racing Queensland Board (trading as Racing Queensland) and provider are not responsible for the completeness or accuracy of any of the information contained herein, and makes no representations about its suitability for any purpose.



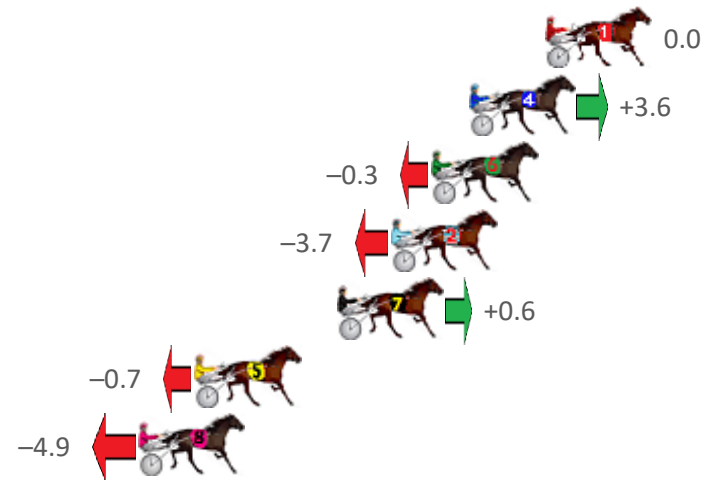
# Marburg Race 9 Distance 1850m

Thursday, 10 March 2022

Gross Time: 2:21.90 MileRate: 2:03.40 LeadTime: 17.50s First Qtr: 33.90s Second Qtr: 32.20s Third Qtr: 29.40s Fourth Qtr: 28.90s

NoHorse	Plc	Margin	Time	800Time (W)	400 Time (W)
1 TINGE OF FEAR	1	0.0m	2:21.90	58.30s (0)	28.90s (0)
4 SHE OWNS THE DAY	2	3.0m	2:22.13	58.04s (1)	28.58s (1)
6 DOLLARBILL	3	4.5m	2:22.24	58.32s (0)	28.92s (0)
2 MISS MIA	4	6.1m	2:22.36	58.57s (1)	29.11s (1)
7 ROCKNROLL DUDE	5	8.2m	2:22.52	58.26s (0)	28.84s (0)
5 YARRAMANS SHADOW	6	13.9m	2:22.95	58.35s (0)	28.91s (0)
8 UNDERTHEKILT	7	16.1m	2:23.12	58.66s (1)	29.18s (1)

Finish Position and metres gained from 800m



Sectionals  
Powered  
by



Home of Australian Harness Sectionals  
PJ Harness Analyser Daily Raw Data directly to your inbox



All Victorian Racing added as of 17 January 2022

www.pjdata.com.au admin@pjdata.com.au www.facebook.com/PJHarnessRacing



The Racing Queensland Board (trading as Racing Queensland) and provider are not responsible for the completeness or accuracy of any of the information contained herein, and makes no representations about its suitability for any purpose.