

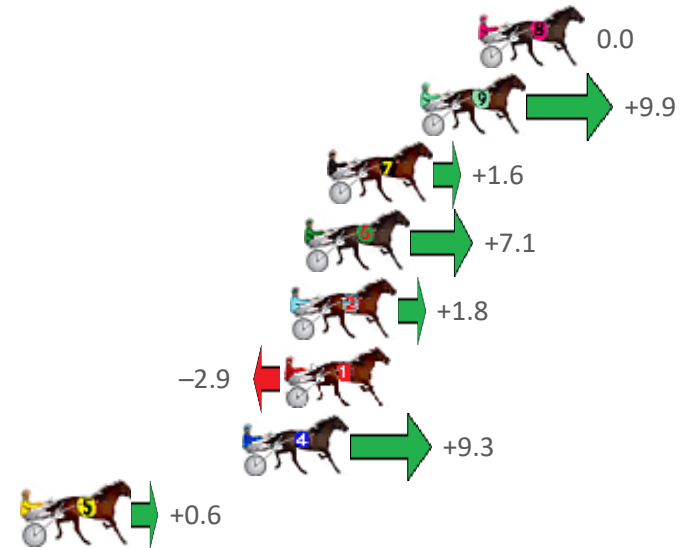
Redcliffe Race 1 Distance 2280m

Tuesday, 8 March 2022

Gross Time: 3:01.10 MileRate: 2:06.20 LeadTime: 55.60s First Qtr: 33.10s Second Qtr: 32.70s Third Qtr: 29.80s Fourth Qtr: 29.90s

NoHorse	Plc	Margin	Time	800Time (W)	400 Time (W)
8 AURORA	1	0.0m	3:01.10	59.70s (0)	29.90s (0)
9 DOWN UNDER RORS	2	2.3m	3:01.28	58.97s (1)	29.52s (1)
7 KAPAI	3	6.0m	3:01.57	59.58s (1)	30.14s (1)
6 AVEROSS DON	4	6.9m	3:01.64	59.17s (0)	29.31s (0)
2 NORAHS FLING	5	7.4m	3:01.68	59.57s (0)	29.69s (0)
1 HATTIE	6	7.7m	3:01.70	59.92s (0)	30.07s (0)
4 JACCKA WATCH	7	9.3m	3:01.83	59.01s (1)	29.57s (1)
5 THE REAPER	8	18.0m	3:02.51	59.66s (0)	29.90s (1)

Finish Position and metres gained from 800m



Sectionals
Powered
by



Home of Australian Harness Sectionals
PJ Harness Analyser Daily Raw Data directly to your inbox



All Victorian Racing added as of 17 January 2022

www.pjdata.com.au admin@pjdata.com.au www.facebook.com/PJHarnessRacing



The Racing Queensland Board (trading as Racing Queensland) and provider are not responsible for the completeness or accuracy of any of the information contained herein, and makes no representations about its suitability for any purpose.

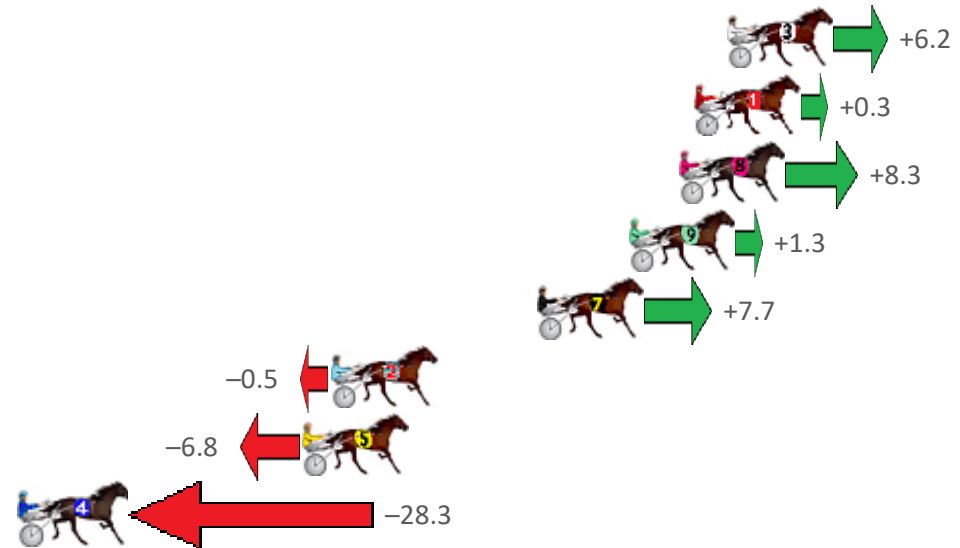
Redcliffe Race 2 Distance 2280m

Tuesday, 8 March 2022

Gross Time: 2:54.20 MileRate: 2:02.40 LeadTime: 53.60s First Qtr: 30.40s Second Qtr: 29.80s Third Qtr: 29.20s Fourth Qtr: 31.20s

NoHorse	Plc	Margin	Time	800Time (W)	400 Time (W)
3 MELPARK MAGIC	1	0.0m	2:54.20	59.93s (0)	30.84s (0)
1 CARNERA	2	1.3m	2:54.31	60.38s (0)	31.30s (0)
8 MORE SHADES OF GOL	3	1.9m	2:54.35	59.78s (0)	30.65s (0)
9 GARLAND GREENE	4	3.9m	2:54.52	60.30s (1)	30.93s (2)
7 STRESS FACTOR	5	7.5m	2:54.81	59.82s (0)	30.43s (0)
2 MAJESTIC HARRY	6	15.7m	2:55.48	60.44s (1)	31.10s (1)
5 RIGONDEAUX	7	16.8m	2:55.57	60.91s (1)	31.60s (1)
4 NATTY PAGGER	8	28.3m	2:56.51	62.52s (1)	33.10s (1)

Finish Position and metres gained from 800m



Sectionals
Powered
by



Home of Australian Harness Sectionals
PJ Harness Analyser Daily Raw Data directly to your inbox

NEW All Victorian Racing added as of 17 January 2022
www.pjdata.com.au admin@pjdata.com.au www.facebook.com/PJHarnessRacing



The Racing Queensland Board (trading as Racing Queensland) and provider are not responsible for the completeness or accuracy of any of the information contained herein, and makes no representations about its suitability for any purpose.

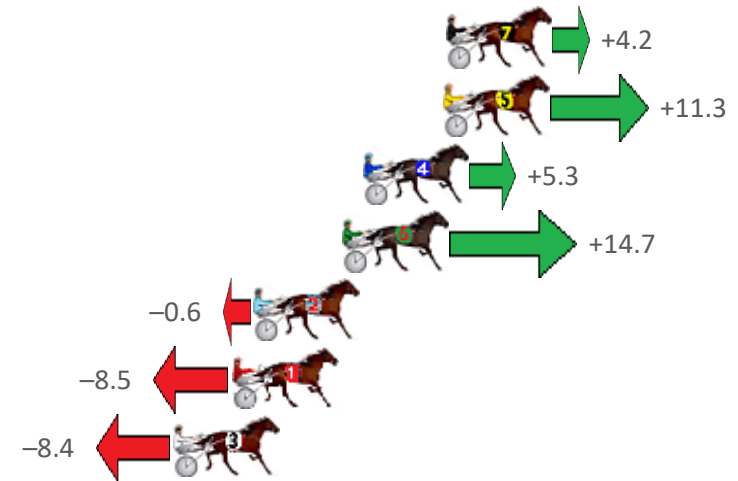
Redcliffe Race 3 Distance 2040m

Tuesday, 8 March 2022

Gross Time: 2:29.10 MileRate: 1:57.70 LeadTime: 30.70s First Qtr: 30.10s Second Qtr: 28.90s Third Qtr: 28.80s Fourth Qtr: 30.60s

NoHorse	Plc	Margin	Time	800Time (W)	400 Time (W)
7 ARTHUR LOWE	1	0.0m	2:29.10	59.09s (0)	30.25s (0)
5 STOMPPEM	2	0.1m	2:29.11	58.57s (1)	29.57s (2)
4 OUR BONDI BEACH	3	3.3m	2:29.36	59.01s (0)	30.17s (0)
6 BOHANNAN	4	4.1m	2:29.43	58.31s (0)	29.91s (1)
2 ELMS CREEK	5	7.6m	2:29.71	59.44s (1)	30.49s (2)
1 MISTER HART	6	8.5m	2:29.78	60.03s (0)	31.25s (0)
3 FOUR STARZZZ FORSA	7	10.8m	2:29.96	60.02s (1)	31.03s (1)

Finish Position and metres gained from 800m



Sectionals
Powered
by



Home of Australian Harness Sectionals
PJ Harness Analyser Daily Raw Data directly to your inbox

NEW All Victorian Racing added as of 17 January 2022
www.pjdata.com.au admin@pjdata.com.au www.facebook.com/PJHarnessRacing



The Racing Queensland Board (trading as Racing Queensland) and provider are not responsible for the completeness or accuracy of any of the information contained herein, and makes no representations about its suitability for any purpose.

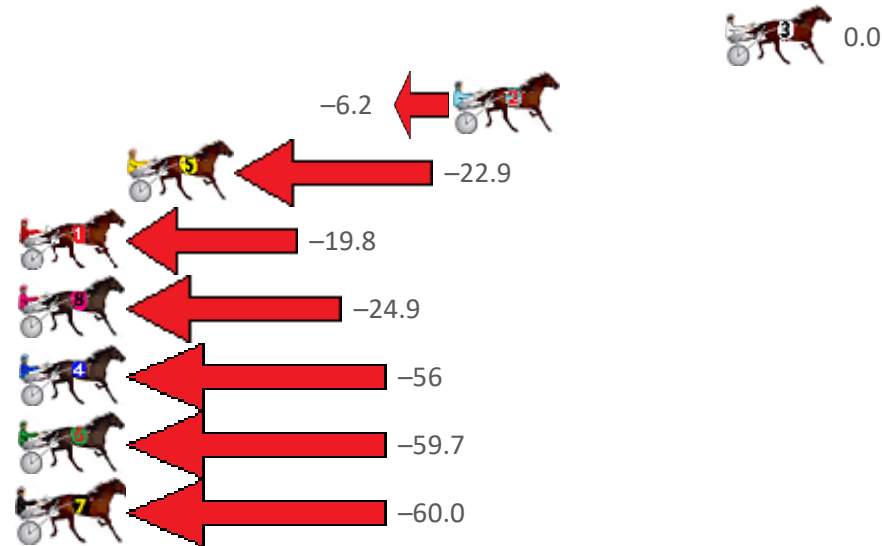
Redcliffe Race 4 Distance 1780m

Tuesday, 8 March 2022

Gross Time: 2:08.30 MileRate: 1:56.00 LeadTime: 11.20s First Qtr: 30.70s Second Qtr: 30.30s Third Qtr: 28.20s Fourth Qtr: 27.90s

NoHorse	Plc	Margin	Time	800Time (W)	400 Time (W)
3 ALTA REVELRY	1	0.0m	2:08.30	56.10s (0)	27.90s (0)
2 GOTTA GO MILKING	2	10.8m	2:09.09	56.53s (0)	28.29s (0)
5 SUMOMENTSOMEWHE	3	23.7m	2:10.04	57.70s (1)	29.34s (1)
1 SII SEMPRE TILLY	4	29.4m	2:10.46	57.48s (0)	29.22s (0)
8 COPY WRITER	5	30.9m	2:10.57	57.84s (1)	29.41s (1)
4 BEARS BEST	6	67.0m	2:13.22	59.98s (1)	30.84s (0)
6 HULLABALOU	7	75.9m	2:13.87	60.26s (1)	31.15s (1)
7 GOTTA DREAM	8	76.4m	2:13.90	60.28s (0)	31.15s (0)

Finish Position and metres gained from 800m



Sectionals
Powered
by



Home of Australian Harness Sectionals
PJ Harness Analyser Daily Raw Data directly to your inbox

NEW All Victorian Racing added as of 17 January 2022

www.pjdata.com.au admin@pjdata.com.au www.facebook.com/PJHarnessRacing



The Racing Queensland Board (trading as Racing Queensland) and provider are not responsible for the completeness or accuracy of any of the information contained herein, and makes no representations about its suitability for any purpose.

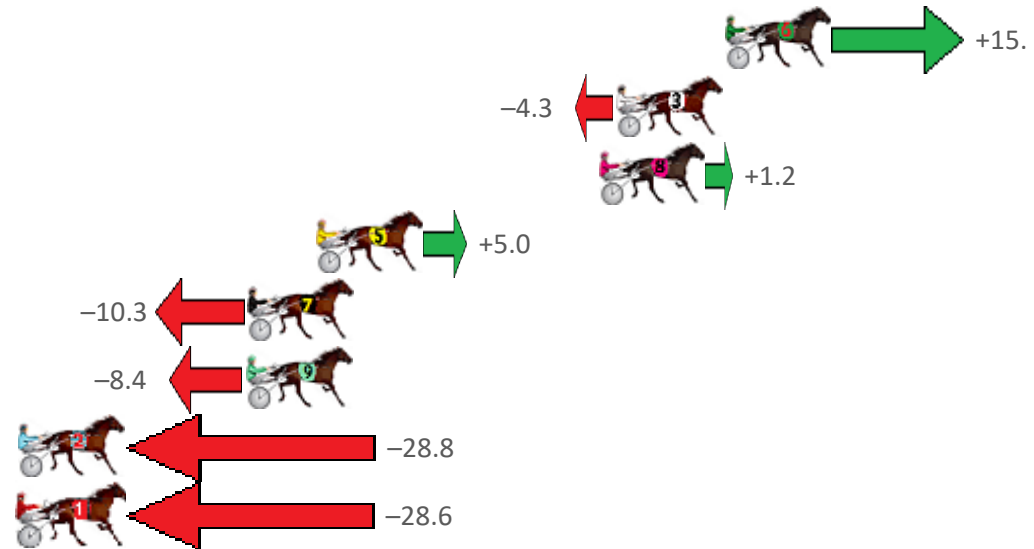
Redcliffe Race 5 Distance 1780m

Tuesday, 8 March 2022

Gross Time: 2:10.70 MileRate: 1:58.20 LeadTime: 11.40s First Qtr: 29.90s Second Qtr: 31.00s Third Qtr: 28.50s Fourth Qtr: 29.90s

No	Horse	Plc	Margin	Time	800Time (W)	400 Time (W)
6	GLITTER STRIP	1	0.0m	2:10.70	57.30s (1)	28.62s (2)
3	SHOWEM SIMON	2	4.3m	2:11.04	58.71s (0)	30.22s (0)
8	TRIOLI	3	5.0m	2:11.09	58.31s (1)	29.31s (2)
5	VIEWBYTHEROCK	4	16.2m	2:11.97	58.04s (1)	29.16s (1)
7	AFTER DARN	5	18.9m	2:12.18	59.15s (0)	30.35s (0)
9	JOY TO ALL	6	19.0m	2:12.19	59.01s (1)	30.03s (1)
2	BARBOO	7	30.6m	2:13.10	60.49s (1)	31.48s (1)
1	WEDDING NIGHT	8	32.8m	2:13.27	60.48s (0)	31.73s (0)

Finish Position and metres gained from 800m



Sectionals
Powered
by



Home of Australian Harness Sectionals
PJ Harness Analyser Daily Raw Data directly to your inbox



All Victorian Racing added as of 17 January 2022

www.pjdata.com.au admin@pjdata.com.au www.facebook.com/PJHarnessRacing



The Racing Queensland Board (trading as Racing Queensland) and provider are not responsible for the completeness or accuracy of any of the information contained herein, and makes no representations about its suitability for any purpose.

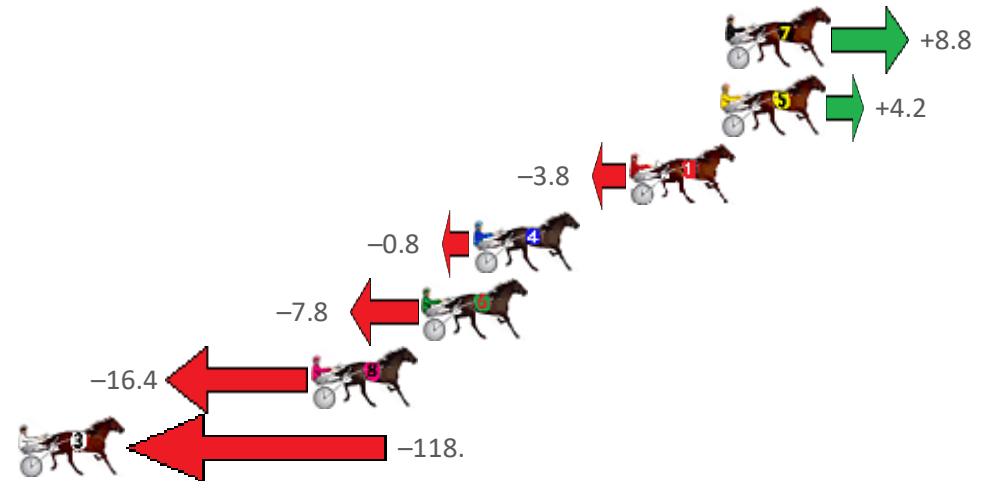
Redcliffe Race 6 Distance 1780m

Tuesday, 8 March 2022

Gross Time: 2:11.90 MileRate: 1:59.20 LeadTime: 11.10s First Qtr: 31.80s Second Qtr: 31.10s Third Qtr: 29.50s Fourth Qtr: 28.40s

NoHorse	Plc	Margin	Time	800Time (W)	400 Time (W)
7 SAGINAW	1	0.0m	2:11.90	57.27s (1)	27.69s (2)
5 BEACH MAGIC	2	0.2m	2:11.91	57.60s (0)	28.10s (0)
1 LARA BAY	3	3.8m	2:12.18	58.17s (0)	28.67s (0)
4 THE MAHARANI	4	10.0m	2:12.65	57.96s (0)	28.46s (0)
6 GOSLING IN FLIGHT	5	12.0m	2:12.80	58.46s (1)	28.74s (1)
8 A WHOLE LOTTA ROSIE	6	16.4m	2:13.12	59.08s (1)	29.35s (1)
3 OUR FRIEND	7	268.7m	2:31.95	66.44s (0)	32.54s (0)

Finish Position and metres gained from 800m



Sectionals
Powered
by



Home of Australian Harness Sectionals
PJ Harness Analyser Daily Raw Data directly to your inbox

NEW All Victorian Racing added as of 17 January 2022
www.pjdata.com.au admin@pjdata.com.au www.facebook.com/PJHarnessRacing



The Racing Queensland Board (trading as Racing Queensland) and provider are not responsible for the completeness or accuracy of any of the information contained herein, and makes no representations about its suitability for any purpose.


Redcliffe Race 7 Distance 1780m

Tuesday, 8 March 2022

Gross Time: 2:12.60 MileRate: 1:59.90 LeadTime: 10.90s First Qtr: 31.00s Second Qtr: 29.80s Third Qtr: 29.80s Fourth Qtr: 31.10s

NoHorse	Plc	Margin	Time	800Time (W)	400 Time (W)
7 MELTON KILLARA	1	0.0m	2:12.60	60.19s (0)	30.45s (0)
4 BAILEYS WITH LEGS	2	2.1m	2:12.77	60.74s (0)	30.94s (0)
3 INDY JEWEL	3	10.8m	2:13.48	61.23s (1)	31.30s (2)
6 IM A CLASSY GIRL	4	15.0m	2:13.82	61.20s (1)	32.24s (1)
2 AS SHE SAYS	5	16.1m	2:13.91	61.01s (0)	31.40s (1)
8 DIEGO DELGADO	6	30.0m	2:15.04	63.11s (1)	32.24s (2)
1 VINNIES ON FIRE	7	49.9m	2:16.66	64.68s (0)	34.96s (0)
5 MY ULTIMATE VICTOR	8	74.1m	2:18.63	65.25s (1)	36.49s (1)

Finish Position and metres gained from 800m



Sectionals
Powered
by



Home of Australian Harness Sectionals
PJ Harness Analyser Daily Raw Data directly to your inbox

NEW All Victorian Racing added as of 17 January 2022

www.pjdata.com.au admin@pjdata.com.au www.facebook.com/PJHarnessRacing



The Racing Queensland Board (trading as Racing Queensland) and provider are not responsible for the completeness or accuracy of any of the information contained herein, and makes no representations about its suitability for any purpose.

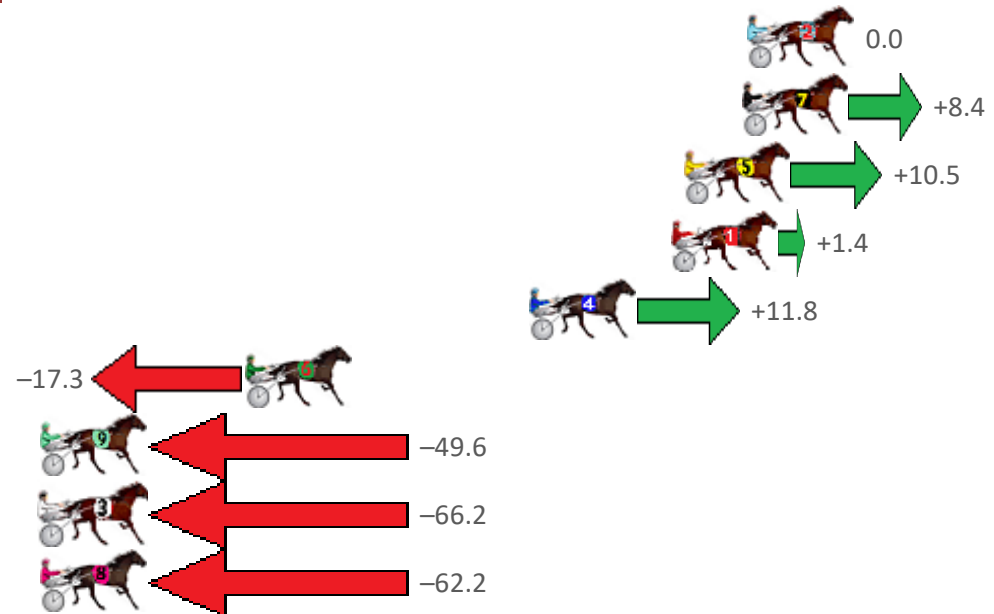
Redcliffe Race 8 Distance 1780m

Tuesday, 8 March 2022

Gross Time: 2:09.30 MileRate: 1:56.90 LeadTime: 11.10s First Qtr: 29.00s Second Qtr: 30.70s Third Qtr: 28.80s Fourth Qtr: 29.70s

NoHorse	Plc	Margin	Time	800Time (W)	400 Time (W)
2 SQUARE DEALER	1	0.0m	2:09.30	58.50s (0)	29.70s (0)
7 CATCH PHRASE	2	0.2m	2:09.32	57.89s (0)	29.07s (0)
5 FLO RYDA	3	2.5m	2:09.49	57.74s (0)	28.90s (0)
1 BONZA GUY	4	3.0m	2:09.53	58.40s (0)	29.61s (0)
4 WHICH HUNT	5	8.6m	2:09.97	57.64s (1)	28.68s (1)
6 DELIGHTFUL REASON	6	19.9m	2:10.85	59.76s (1)	30.93s (1)
9 OYSTER STRIDE	7	65.2m	2:14.37	62.11s (1)	32.36s (3)
3 WHATTA GOOD REASO	8	73.0m	2:14.98	63.31s (1)	33.52s (2)
8 MACH BRILLIANCE	9	73.4m	2:15.01	63.02s (1)	33.30s (3)

Finish Position and metres gained from 800m



Sectionals
Powered
by



Home of Australian Harness Sectionals
PJ Harness Analyser Daily Raw Data directly to your inbox

NEW All Victorian Racing added as of 17 January 2022
www.pjdata.com.au admin@pjdata.com.au www.facebook.com/PJHarnessRacing



The Racing Queensland Board (trading as Racing Queensland) and provider are not responsible for the completeness or accuracy of any of the information contained herein, and makes no representations about its suitability for any purpose.

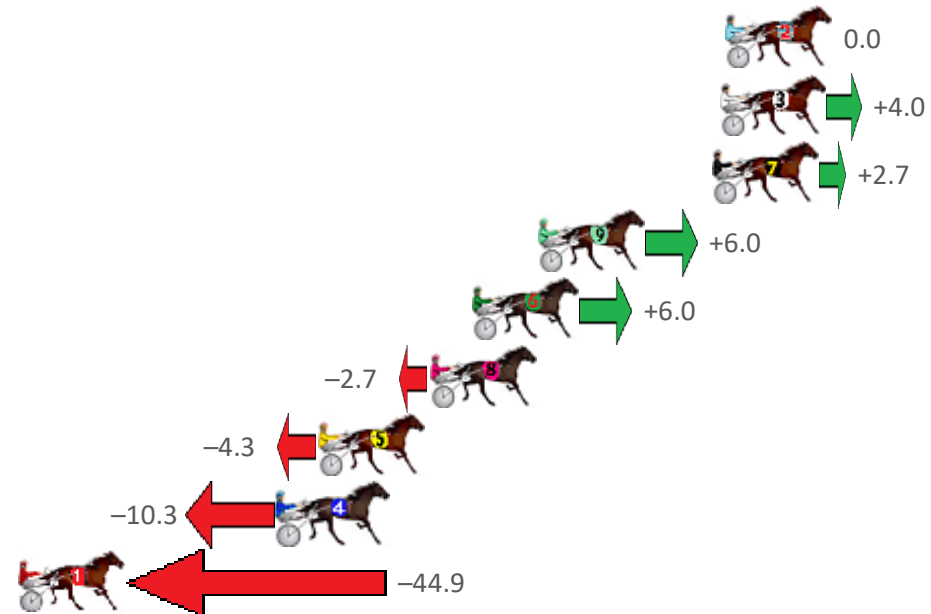
Redcliffe Race 9 Distance 1780m

Tuesday, 8 March 2022

Gross Time: 2:08.80 MileRate: 1:56.50 LeadTime: 11.20s First Qtr: 28.70s Second Qtr: 30.60s Third Qtr: 29.50s Fourth Qtr: 28.80s

NoHorse	Plc	Margin	Time	800Time (W)	400 Time (W)
2 AMILLION PROMISES	1	0.0m	2:08.80	58.30s (0)	28.80s (0)
3 BLUE IVY	2	0.2m	2:08.82	58.01s (0)	28.51s (0)
7 ANOTHER STATEMENT	3	0.5m	2:08.84	58.10s (1)	28.62s (1)
9 MAJORDOIT	4	7.4m	2:09.36	57.87s (0)	28.33s (0)
6 DREAM TO SHARE	5	10.0m	2:09.56	57.87s (1)	28.33s (1)
8 TAROONA BROMAC	6	11.7m	2:09.68	58.50s (0)	28.95s (0)
5 TULHURST ACE	7	16.1m	2:10.02	58.61s (1)	29.06s (1)
4 OUR MADIBA	8	17.7m	2:10.14	59.05s (1)	29.48s (1)
1 HY VOLTAGE	9	65.5m	2:13.75	61.55s (1)	31.96s (1)

Finish Position and metres gained from 800m



Sectionals
Powered
by



Home of Australian Harness Sectionals
PJ Harness Analyser Daily Raw Data directly to your inbox

NEW All Victorian Racing added as of 17 January 2022
www.pjdata.com.au admin@pjdata.com.au www.facebook.com/PJHarnessRacing



The Racing Queensland Board (trading as Racing Queensland) and provider are not responsible for the completeness or accuracy of any of the information contained herein, and makes no representations about its suitability for any purpose.