

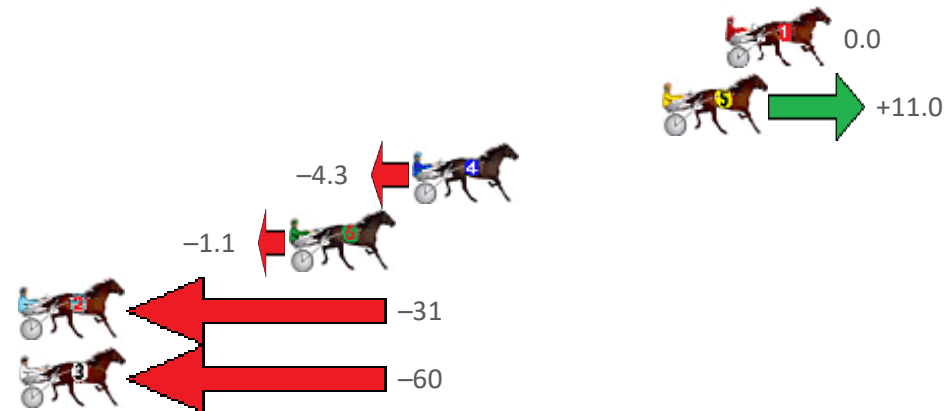
# Albion Park Race 1 Distance 2138m

Friday, 7 January 2022

Gross Time: 2:45.10 MileRate: 2:04.20 LeadTime: 42.10s First Qtr: 30.40s Second Qtr: 31.50s Third Qtr: 29.80s Fourth Qtr: 31.30s

NoHorse	Plc	Margin	Time	800Time (W)	400 Time (W)
1 MISTER CHISHOLM	1	0.0m	2:45.10	61.10s (0)	31.30s (0)
5 BOURBONONTHEROCK	2	2.5m	2:45.30	60.30s (0)	30.46s (1)
4 AVEROSS DON	3	12.4m	2:46.11	61.51s (0)	31.19s (0)
6 THE NIGHT KING	4	17.3m	2:46.52	61.32s (1)	31.20s (1)
2 TOUCHE DE FLING	5	35.1m	2:47.97	63.65s (1)	33.41s (0)
3 SET ME FREE	6	72.3m	2:51.02	66.10s (1)	35.50s (2)

Finish Position and metres gained from 800m



Sectionals  
Powered  
by



Home of Australian Harness Sectionals  
PJ Harness Analyser Daily Raw Data directly to your inbox



All Victorian Racing added as of 17 January 2022

www.pjdata.com.au admin@pjdata.com.au www.facebook.com/PJHarnessRacing



The Racing Queensland Board (trading as Racing Queensland) and provider are not responsible for the completeness or accuracy of any of the information contained herein, and makes no representations about its suitability for any purpose.

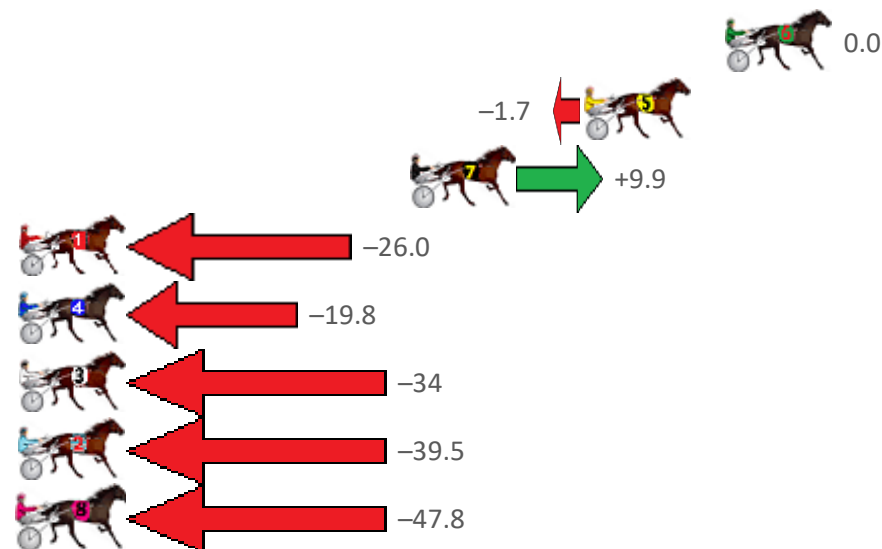
# Albion Park Race 2 Distance 2138m

Friday, 7 January 2022

Gross Time: 2:37.70 MileRate: 1:58.70 LeadTime: 38.20s First Qtr: 30.20s Second Qtr: 31.20s Third Qtr: 28.70s Fourth Qtr: 29.40s

NoHorse	Plc	Margin	Time	800Time (W)	400 Time (W)
6 VAN SANK	1	0.0m	2:37.70	58.10s (0)	29.40s (0)
5 EYRE I GO	2	5.6m	2:38.13	58.25s (1)	29.51s (1)
7 RIGONDEAUX	3	12.5m	2:38.66	57.46s (1)	29.76s (1)
1 MELPARK MAGIC	4	30.5m	2:40.05	60.13s (0)	31.35s (0)
4 DOWN UNDER RORS	5	36.1m	2:40.48	59.72s (1)	31.14s (2)
3 MINNIE BOW TIQUE	6	43.7m	2:41.07	60.75s (1)	31.29s (1)
2 ROSEHILL MAGIC	7	53.5m	2:41.82	61.22s (0)	32.28s (0)
8 IM THE COMMANDO	8	56.8m	2:42.08	61.84s (0)	32.82s (1)

Finish Position and metres gained from 800m



Sectionals  
Powered  
by



Home of Australian Harness Sectionals  
PJ Harness Analyser Daily Raw Data directly to your inbox



All Victorian Racing added as of 17 January 2022

www.pjdata.com.au admin@pjdata.com.au www.facebook.com/PJHarnessRacing



The Racing Queensland Board (trading as Racing Queensland) and provider are not responsible for the completeness or accuracy of any of the information contained herein, and makes no representations about its suitability for any purpose.

# Albion Park Race 3 Distance 1660m


Friday, 7 January 2022

Gross Time: 1:59.00 MileRate: 1:55.40 LeadTime: 3.40s First Qtr: 27.90s Second Qtr: 30.00s Third Qtr: 28.60s Fourth Qtr: 29.10s

NoHorse Plc Margin Time 800Time (W) 400 Time (W)

10 SWEET SANGRIA	1	0.0m	1:59.00	57.70s (0)	29.10s (0)
4 WILD ABOUT TOWN	2	30.7m	2:01.34	59.56s (1)	30.24s (1)
8 GO JO JOLT	3	31.6m	2:01.41	59.47s (0)	29.83s (0)
5 GET A LOAD AT HIS BRO	4	33.2m	2:01.53	58.83s (2)	29.99s (2)
6 LITTLE DEE	5	39.4m	2:02.01	58.83s (1)	30.11s (2)
3 WHATA REACTOR	6	41.1m	2:02.14	60.00s (1)	30.72s (1)
7 KEAYANG SPONGE BOB	7	48.1m	2:02.67	59.77s (1)	30.53s (3)
2 SHEMOZZLE	8	50.8m	2:02.88	60.30s (1)	30.86s (0)
9 FOUR SHIELDS	9	61.6m	2:03.70	61.44s (0)	31.96s (1)
1 VALKYRIE HANOVER	10	69.5m	2:04.31	62.65s (0)	33.01s (0)

Finish Position and metres gained from 800m



Sectionals  
Powered  
by



Home of Australian Harness Sectionals

PJ Harness Analyser

Daily Raw Data directly to your inbox



All Victorian Racing added as of 17 January 2022

www.pjdata.com.au

admin@pjdata.com.au

www.facebook.com/PJHarnessRacing



The Racing Queensland Board (trading as Racing Queensland) and provider are not responsible for the completeness or accuracy of any of the information contained herein, and makes no representations about its suitability for any purpose.

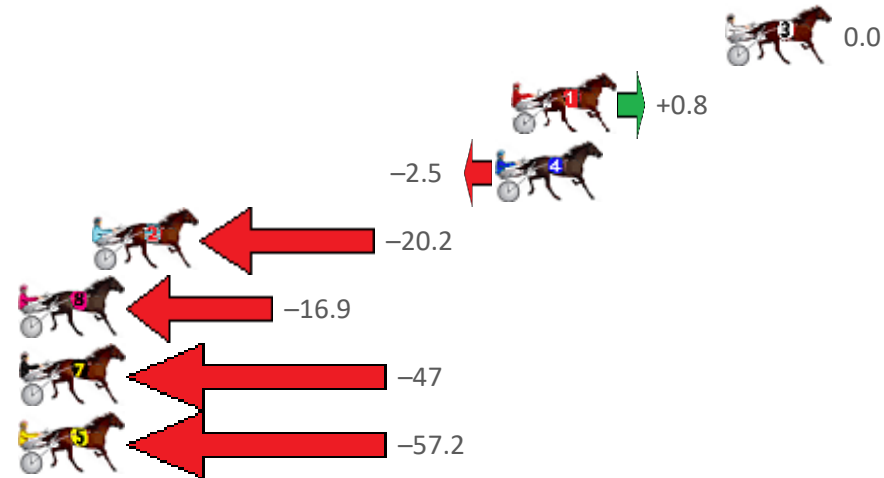
# Albion Park Race 4 Distance 1660m

Friday, 7 January 2022

Gross Time: 2:02.30 MileRate: 1:58.50 LeadTime: 3.70s First Qtr: 28.00s Second Qtr: 32.10s Third Qtr: 29.50s Fourth Qtr: 29.00s

NoHorse	Plc	Margin	Time	800Time (W)	400 Time (W)
3 WARRAWEE FLYER	1	0.0m	2:02.30	58.50s (0)	29.00s (0)
1 DIEGO DELGADO	2	8.5m	2:02.95	58.47s (0)	28.97s (0)
4 JUDGE JUJON	3	9.1m	2:02.99	58.71s (1)	29.41s (1)
2 LEFT TO ROCKNROLL	4	25.1m	2:04.21	60.05s (0)	30.55s (0)
8 DOWNTOWN MANHAT	5	31.6m	2:04.70	59.82s (0)	30.56s (2)
7 HULLABALOU	6	69.0m	2:07.55	62.11s (0)	32.65s (0)
5 BEARS BEST	7	70.3m	2:07.65	62.89s (1)	33.55s (1)

Finish Position and metres gained from 800m



Sectionals  
Powered  
by



Home of Australian Harness Sectionals  
PJ Harness Analyser Daily Raw Data directly to your inbox

**NEW** All Victorian Racing added as of 17 January 2022

[www.pjdata.com.au](http://www.pjdata.com.au) [admin@pjdata.com.au](mailto:admin@pjdata.com.au) [www.facebook.com/PJHarnessRacing](https://www.facebook.com/PJHarnessRacing)



The Racing Queensland Board (trading as Racing Queensland) and provider are not responsible for the completeness or accuracy of any of the information contained herein, and makes no representations about its suitability for any purpose.

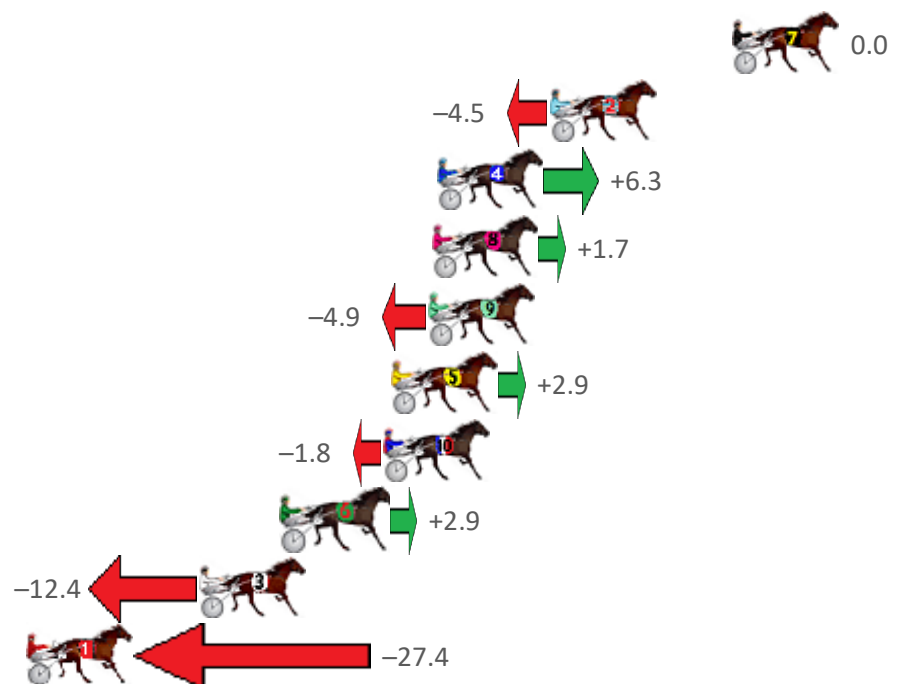
# Albion Park Race 5 Distance 1660m

Friday, 7 January 2022

Gross Time: 2:00.80 MileRate: 1:57.10 LeadTime: 3.60s First Qtr: 27.60s Second Qtr: 31.40s Third Qtr: 29.50s Fourth Qtr: 28.70s

NoHorse	Plc	Margin	Time	800Time (W)	400 Time (W)
7 ALLSTAR SEA	1	0.0m	2:00.80	58.20s (0)	28.70s (0)
2 WHATELEY	2	7.2m	2:01.34	58.54s (1)	29.04s (1)
4 FORTES IN FIDE	3	11.7m	2:01.68	57.76s (0)	28.54s (1)
8 SHOWEM SIMON	4	11.9m	2:01.70	58.10s (0)	28.84s (1)
9 VIEWBYTHEROCK	5	12.0m	2:01.70	58.58s (1)	29.08s (2)
5 GETALOADATHISGIRL	6	13.5m	2:01.82	58.02s (1)	28.60s (2)
10 SHEREACTS	7	13.8m	2:01.84	58.36s (1)	28.94s (2)
6 BUKTHSYSTEM	8	17.8m	2:02.14	58.02s (1)	28.60s (2)
3 ROLLONX	9	21.1m	2:02.39	59.15s (0)	29.65s (0)
1 BEE A BLESSING	10	31.8m	2:03.20	60.28s (0)	30.74s (0)

Finish Position and metres gained from 800m



Sectionals  
Powered  
by



Home of Australian Harness Sectionals  
PJ Harness Analyser Daily Raw Data directly to your inbox



All Victorian Racing added as of 17 January 2022

www.pjdata.com.au admin@pjdata.com.au www.facebook.com/PJHarnessRacing



The Racing Queensland Board (trading as Racing Queensland) and provider are not responsible for the completeness or accuracy of any of the information contained herein, and makes no representations about its suitability for any purpose.

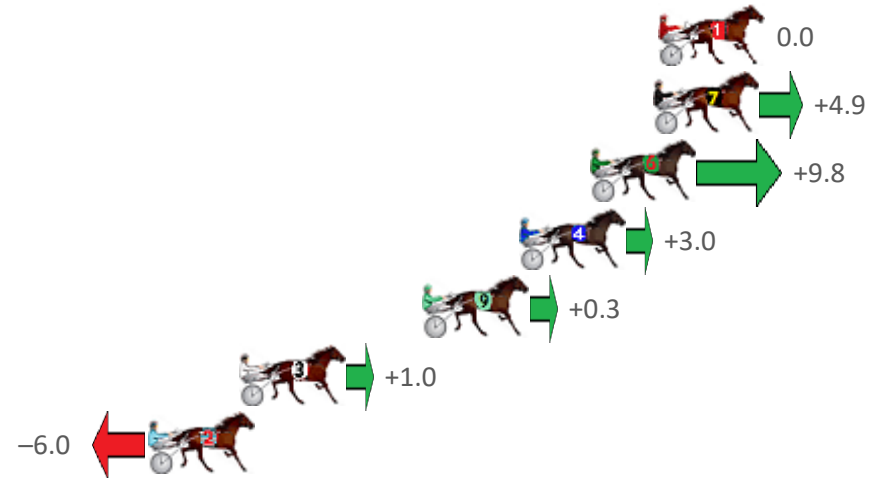
# Albion Park Race 6 Distance 2138m

Friday, 7 January 2022

Gross Time: 2:36.80 MileRate: 1:58.00 LeadTime: 37.90s First Qtr: 30.60s Second Qtr: 31.10s Third Qtr: 28.40s Fourth Qtr: 28.80s

NoHorse	Plc	Margin	Time	800Time (W)	400 Time (W)
1 HELLO ITS ME	1	0.0m	2:36.80	57.20s (0)	28.80s (0)
7 OUR UNCLE JIM	2	0.2m	2:36.82	56.86s (0)	28.50s (0)
6 MUCH BETTOR	3	2.7m	2:37.00	56.52s (1)	28.44s (1)
4 LADY AVANA	4	5.5m	2:37.22	57.02s (1)	28.94s (1)
9 COLONEL JOY	5	9.3m	2:37.50	57.22s (0)	28.90s (0)
3 MISTER HART	6	16.6m	2:38.05	57.21s (1)	29.17s (1)
2 BANGKOK BRAVADO	7	20.2m	2:38.33	57.73s (0)	29.41s (0)

Finish Position and metres gained from 800m



Sectionals  
Powered  
by



Home of Australian Harness Sectionals  
PJ Harness Analyser Daily Raw Data directly to your inbox

**NEW** All Victorian Racing added as of 17 January 2022

[www.pjdata.com.au](http://www.pjdata.com.au) [admin@pjdata.com.au](mailto:admin@pjdata.com.au) [www.facebook.com/PJHarnessRacing](https://www.facebook.com/PJHarnessRacing)



The Racing Queensland Board (trading as Racing Queensland) and provider are not responsible for the completeness or accuracy of any of the information contained herein, and makes no representations about its suitability for any purpose.

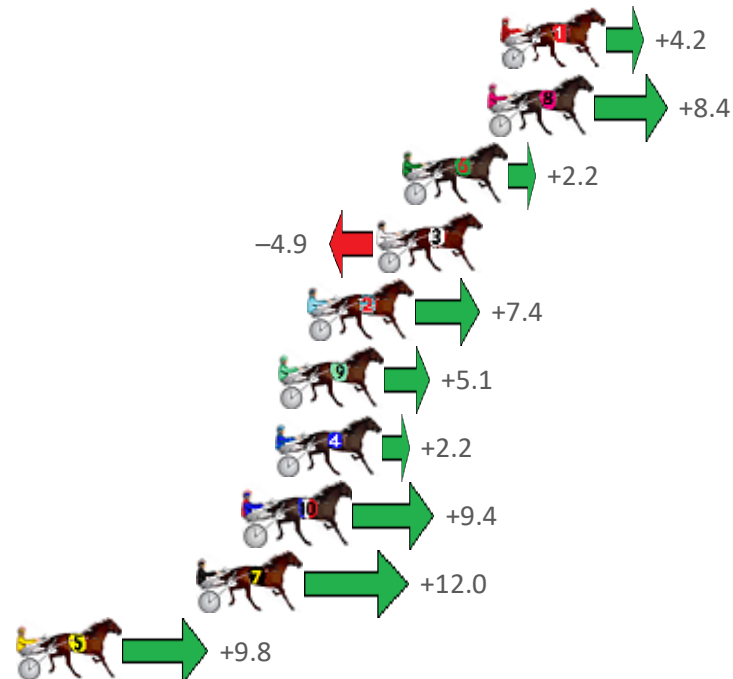
# Albion Park Race 7 Distance 1660m

Friday, 7 January 2022

Gross Time: 2:02.20 MileRate: 1:58.40 LeadTime: 3.60s First Qtr: 29.00s Second Qtr: 32.00s Third Qtr: 28.90s Fourth Qtr: 28.70s

NoHorse	Plc	Margin	Time	800Time (W)	400 Time (W)
1 MY BELLE AND ME	1	0.0m	2:02.20	57.30s (0)	28.40s (0)
8 ROCKNROLL TIMES	2	0.5m	2:02.24	57.00s (0)	28.12s (0)
6 MAYWYN TROUBADOU	3	3.9m	2:02.49	57.45s (1)	28.65s (1)
3 KOTARE ELITE	4	4.9m	2:02.57	57.97s (0)	29.07s (0)
2 TIMENPATIENCE	5	7.6m	2:02.77	57.09s (1)	28.33s (1)
9 NEWMERELLA LADYKAY	6	8.8m	2:02.86	57.26s (0)	28.46s (0)
4 SIGNOR JUJON	7	8.9m	2:02.87	57.47s (1)	28.71s (1)
10 ILLAWONG DREAMTIM	8	10.1m	2:02.96	56.96s (1)	28.24s (1)
7 MAJOR GRANDEUR	9	12.0m	2:03.10	56.78s (1)	28.74s (2)
5 NON PASSARE	10	19.2m	2:03.65	56.97s (1)	28.97s (2)

Finish Position and metres gained from 800m



Sectionals  
Powered  
by



Home of Australian Harness Sectionals  
PJ Harness Analyser Daily Raw Data directly to your inbox



All Victorian Racing added as of 17 January 2022

www.pjdata.com.au admin@pjdata.com.au www.facebook.com/PJHarnessRacing



The Racing Queensland Board (trading as Racing Queensland) and provider are not responsible for the completeness or accuracy of any of the information contained herein, and makes no representations about its suitability for any purpose.

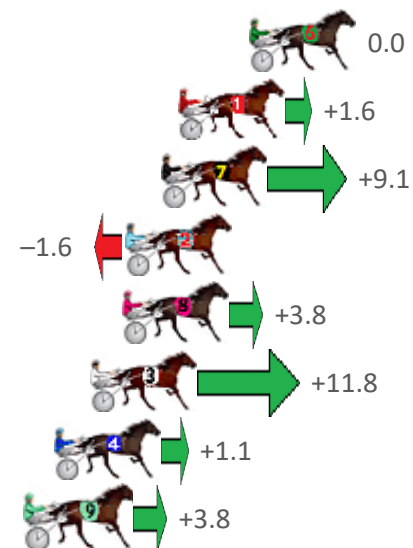
# Albion Park Race 8 Distance 1660m

Friday, 7 January 2022

Gross Time: 2:02.10 MileRate: 1:58.30 LeadTime: 3.70s First Qtr: 28.20s Second Qtr: 32.60s Third Qtr: 29.30s Fourth Qtr: 28.30s

NoHorse	Plc	Margin	Time	800Time (W)	400 Time (W)
6 BONZA GUY	1	0.0m	2:02.10	57.60s (0)	28.30s (0)
1 SHEZ ALL STYLE	2	2.8m	2:02.31	57.49s (0)	28.23s (0)
7 MAGGIE	3	3.5m	2:02.36	56.94s (1)	27.76s (1)
2 THE MAHARANI	4	4.9m	2:02.46	57.72s (1)	28.50s (1)
8 SO AM I	5	5.0m	2:02.47	57.33s (0)	28.07s (0)
3 SHADYS DELIGHT	6	6.3m	2:02.57	56.75s (0)	27.61s (0)
4 A WHOLE LOTTA ROSIE	7	7.7m	2:02.67	57.53s (1)	28.35s (1)
9 GOSLING IN FLIGHT	8	8.8m	2:02.75	57.33s (0)	28.09s (0)

Finish Position and metres gained from 800m



Sectionals  
Powered  
by



Home of Australian Harness Sectionals

PJ Harness Analyser

Daily Raw Data directly to your inbox



All Victorian Racing added as of 17 January 2022

www.pjdata.com.au admin@pjdata.com.au www.facebook.com/PJHarnessRacing












The Racing Queensland Board (trading as Racing Queensland) and provider are not responsible for the completeness or accuracy of any of the information contained herein, and makes no representations about its suitability for any purpose.



# Albion Park Race 9 Distance 1660m

Friday, 7 January 2022

Gross Time: 1:59.60 MileRate: 1:56.00 LeadTime: 3.50s First Qtr: 28.00s Second Qtr: 32.20s Third Qtr: 27.30s Fourth Qtr: 28.60s

NoHorse	Plc	Margin	Time	800Time (W)	400 Time (W)	Finish Position and metres gained from 800m	
6 GIRL FROM OZ	1	0.0m	1:59.60	55.90s (0)	28.60s (0)		0.0
1 RINGOS A STAR	2	16.4m	2:00.83	56.41s (0)	28.91s (0)		-5.8
9 MONGOLIAN CONQUER	3	17.1m	2:00.88	56.34s (1)	28.76s (1)		-4.7
2 BONNIES CAM	4	18.5m	2:00.99	56.93s (0)	29.59s (0)		-13.2
5 THE IRISH EAGLE	5	21.5m	2:01.21	56.43s (0)	28.97s (0)		-5.6
7 CHEESANDKISSES	6	29.0m	2:01.78	56.24s (1)	28.50s (1)		
4 JAGGERS SWAGGER	7	33.0m	2:02.08	56.90s (1)	29.08s (1)		-11.2
8 CHARM OFFENSIVE	8	42.1m	2:02.76	57.62s (0)	29.96s (0)		-20.9
3 MORESCO	9	42.3m	2:02.78	57.92s (1)	30.10s (1)		-25.2



Sectionals  
Powered  
by



Home of Australian Harness Sectionals  
PJ Harness Analyser Daily Raw Data directly to your inbox



All Victorian Racing added as of 17 January 2022

www.pjdata.com.au admin@pjdata.com.au www.facebook.com/PJHarnessRacing



The Racing Queensland Board (trading as Racing Queensland) and provider are not responsible for the completeness or accuracy of any of the information contained herein, and makes no representations about its suitability for any purpose.