

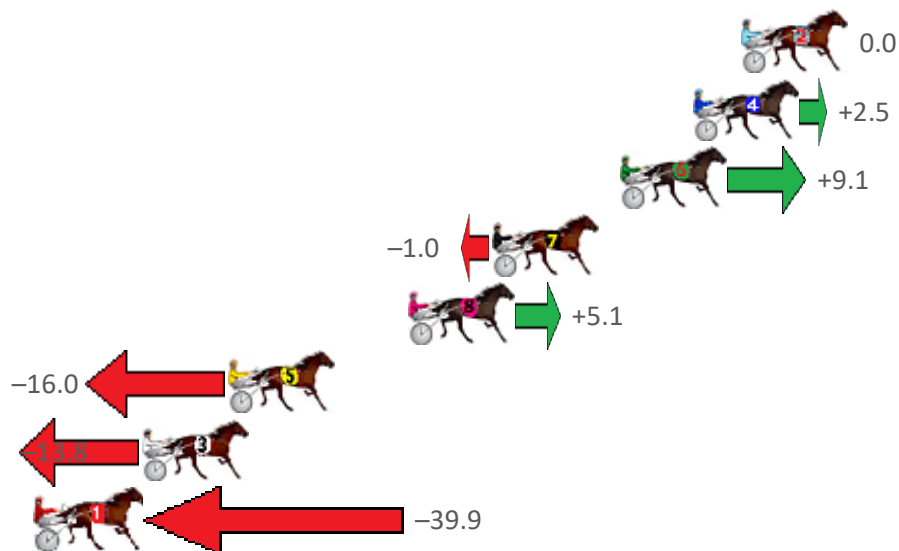
Albion Park Race 1 Distance 2138m

Friday, 24 December 2021

Gross Time: 2:43.70 MileRate: 2:03.20 LeadTime: 42.90s First Qtr: 31.50s Second Qtr: 31.60s Third Qtr: 29.00s Fourth Qtr: 28.70s

No Horse	Plc	Margin	Time	800Time (W)	400 Time (W)
2 MELPARK MAGIC	1	0.0m	2:43.70	57.70s (0)	28.70s (0)
4 BOURBONONTHEROCK	2	1.9m	2:43.84	57.52s (0)	28.48s (0)
6 THE GOLD STANDARD	3	4.8m	2:44.06	57.06s (1)	28.14s (1)
7 JANSSON	4	9.9m	2:44.45	57.81s (1)	28.85s (1)
8 JUSTABITNOISY	5	13.2m	2:44.69	57.37s (1)	28.45s (1)
5 MAJESTIC MANNEQUIN	6	20.4m	2:45.24	58.92s (1)	30.12s (1)
3 ROSEHILL MAGIC	7	23.8m	2:45.49	58.77s (0)	29.61s (0)
1 CHASING GREAT	8	100.9m	2:51.30	60.90s (0)	31.48s (0)

Finish Position and metres gained from 800m



Sectionals
Powered by



Home of Australian Harness Sectionals

PJ HARNES ANALYSER

+ RAW DATA + HORSE REPORTS + FREE FRIDAY FACEBOOK TIP



www.pjdata.com.au | admin@pjdata.com.au | www.facebook.com/PJHarnessRacing

The Racing Queensland Board (trading as Racing Queensland) and provider are not responsible for the completeness or accuracy of any of the information contained herein, and makes no representations about its suitability for any purpose.

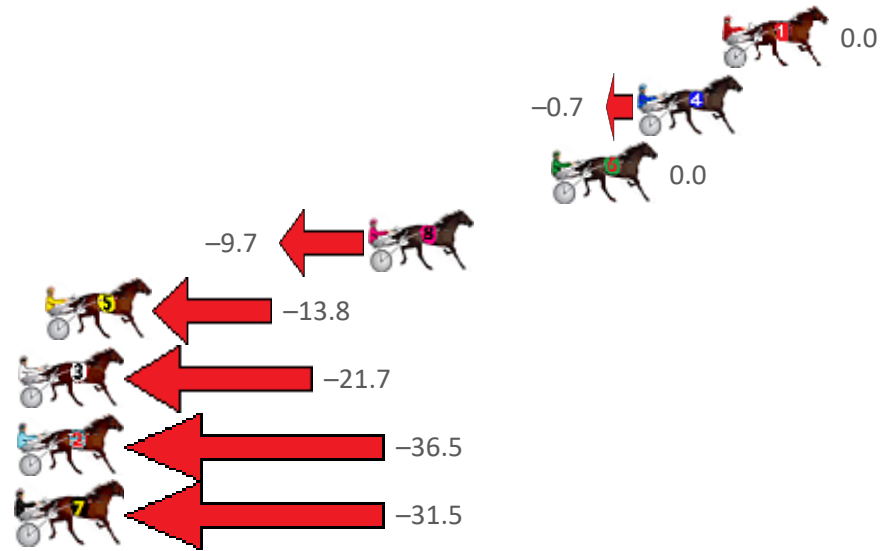
Albion Park Race 2 Distance 1660m

Friday, 24 December 2021

Gross Time: 2:04.10 MileRate: 2:00.30 LeadTime: 3.50s First Qtr: 29.60s Second Qtr: 33.10s Third Qtr: 29.60s Fourth Qtr: 28.30s

No Horse	Plc	Margin	Time	800Time (W)	400 Time (W)
1 BLACKJACK SHAZ	1	0.0m	2:04.10	57.90s (0)	28.30s (0)
4 WARRAWEE FLYER	2	3.4m	2:04.35	57.95s (1)	28.43s (1)
6 JUDGE JUJON	3	6.8m	2:04.61	57.91s (1)	28.37s (1)
8 PAYOUT	4	14.1m	2:05.15	58.63s (0)	28.99s (0)
5 WHATA SPORT	5	26.9m	2:06.10	58.94s (0)	29.22s (0)
3 LEFT TO ROCKNROLL	6	30.4m	2:06.36	59.52s (0)	29.84s (0)
2 CACTUS ROSE	7	47.4m	2:07.62	60.62s (1)	30.86s (1)
7 LUCKY TO COLLECT	8	48.9m	2:07.74	60.26s (1)	30.62s (1)

Finish Position and metres gained from 800m



Sectionals
Powered by



Home of Australian Harness Sectionals

PJ HARNESS ANALYSER

+ RAW DATA + HORSE REPORTS + FREE FRIDAY FACEBOOK TIP



www.pjdata.com.au | admin@pjdata.com.au | www.facebook.com/PJHarnessRacing

The Racing Queensland Board (trading as Racing Queensland) and provider are not responsible for the completeness or accuracy of any of the information contained herein, and makes no representations about its suitability for any purpose.

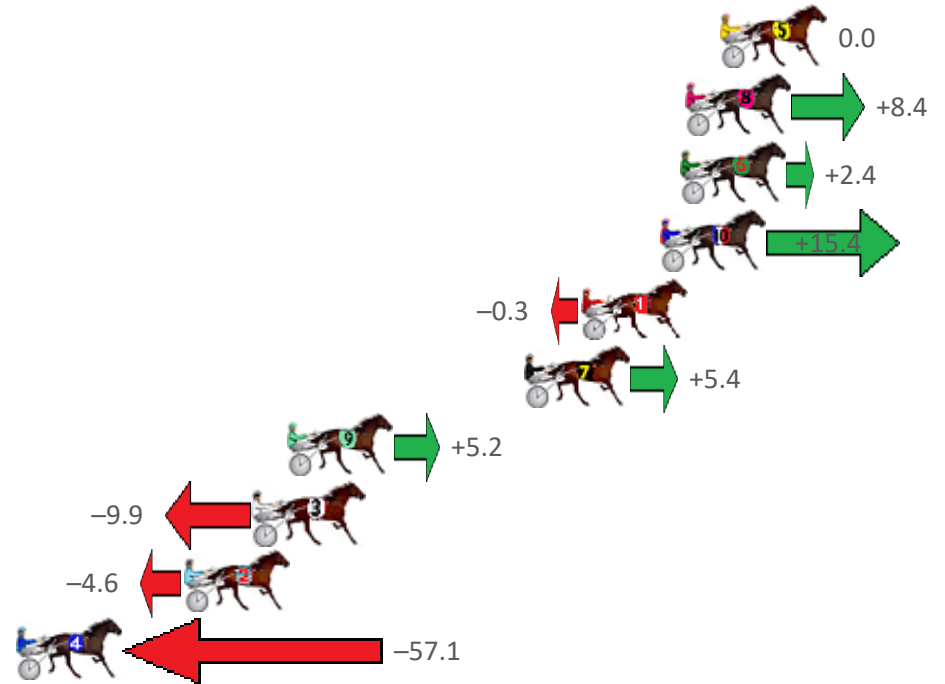
Albion Park Race 3 Distance 1660m

Friday, 24 December 2021

Gross Time: 1:59.70 MileRate: 1:56.00 LeadTime: 3.50s First Qtr: 28.50s Second Qtr: 30.40s Third Qtr: 28.00s Fourth Qtr: 29.30s

No Horse	Plc	Margin	Time	800Time (W)	400 Time (W)
5 TRACER BULLET	1	0.0m	1:59.70	57.30s (0)	29.30s (0)
8 ULAANBAATAR	2	1.4m	1:59.81	56.73s (0)	28.81s (0)
6 SUNNY RICE	3	1.6m	1:59.82	57.14s (1)	29.22s (1)
10 ALLSTAR SEA	4	2.4m	1:59.88	56.24s (1)	28.94s (2)
1 WHATELEY	5	5.5m	2:00.12	57.36s (0)	29.40s (0)
7 GETALOADATHISGIRL	6	7.8m	2:00.30	56.98s (1)	29.06s (1)
9 NON PASSARE	7	17.2m	2:01.02	57.06s (1)	29.58s (2)
3 MY ULTIMATE HESTON	8	18.5m	2:01.12	58.12s (1)	30.16s (1)
2 JOEY LINCOLN	9	21.3m	2:01.34	57.78s (0)	29.90s (0)
4 AMIEES IDEAL	10	143.9m	2:10.76	62.32s (0)	33.53s (0)

Finish Position and metres gained from 800m



Sectionals
Powered by



Home of Australian Harness Sectionals
PJ HARNES ANALYSER

+ RAW DATA + HORSE REPORTS + FREE FRIDAY FACEBOOK TIP



www.pjdata.com.au | admin@pjdata.com.au | www.facebook.com/PJHarnessRacing

The Racing Queensland Board (trading as Racing Queensland) and provider are not responsible for the completeness or accuracy of any of the information contained herein, and makes no representations about its suitability for any purpose.

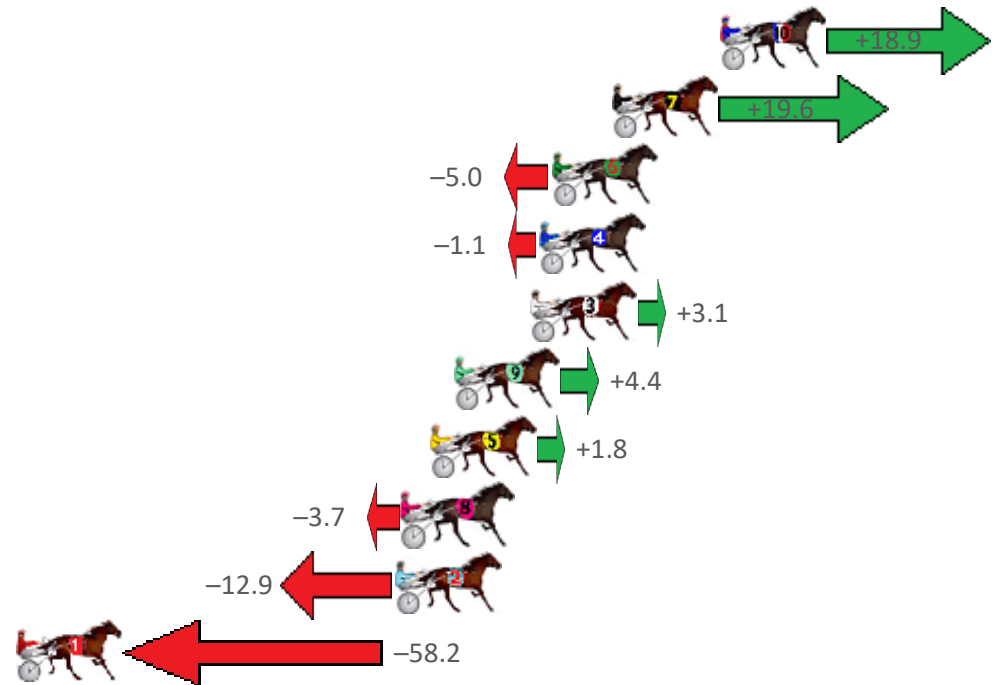
Albion Park Race 4 Distance 1660m

Friday, 24 December 2021

Gross Time: 2:01.60 MileRate: 1:57.90 LeadTime: 3.50s First Qtr: 28.60s Second Qtr: 31.80s Third Qtr: 29.00s Fourth Qtr: 28.70s

No Horse	Plc	Margin	Time	800Time (W)	400 Time (W)
10 GOALKICKER	1	0.0m	2:01.60	56.34s (1)	28.22s (2)
7 BUTCHERFEELGOOD	2	4.3m	2:01.92	56.30s (1)	28.28s (2)
6 THE CASUAL GOOSE	3	6.7m	2:02.10	58.08s (1)	29.18s (1)
4 FORTES IN FIDE	4	7.2m	2:02.14	57.80s (1)	28.92s (1)
3 BETTING BARON	5	7.5m	2:02.17	57.51s (1)	28.63s (1)
9 MY ULTIMATE CLIPPA	6	10.6m	2:02.40	57.42s (1)	29.30s (2)
5 GOTTA RUSH	7	11.5m	2:02.47	57.61s (0)	28.61s (1)
8 WOODLANDS WONDER	8	12.6m	2:02.55	58.01s (0)	28.89s (0)
2 WHERE'S TASCOTT	9	12.9m	2:02.57	58.67s (0)	29.67s (0)
1 SHES ALL SMILES	10	62.6m	2:06.32	62.10s (0)	32.98s (0)

Finish Position and metres gained from 800m



Sectionals
Powered by



Home of Australian Harness Sectionals

PJ HARNESS ANALYSER

+ RAW DATA + HORSE REPORTS + FREE FRIDAY FACEBOOK TIP



www.pjdata.com.au | admin@pjdata.com.au | www.facebook.com/PJHarnessRacing

The Racing Queensland Board (trading as Racing Queensland) and provider are not responsible for the completeness or accuracy of any of the information contained herein, and makes no representations about its suitability for any purpose.

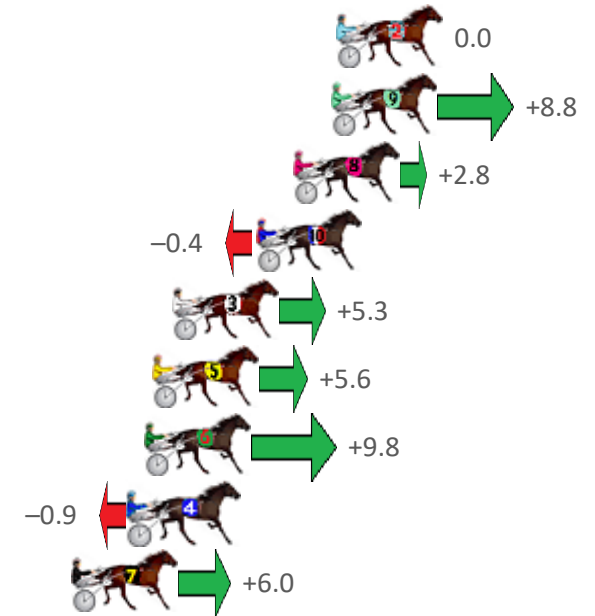
Albion Park Race 5 Distance 1660m

Friday, 24 December 2021

Gross Time: 2:00.60 MileRate: 1:56.90 LeadTime: 3.60s First Qtr: 28.90s Second Qtr: 30.70s Third Qtr: 28.70s Fourth Qtr: 28.70s

No Horse	Plc	Margin	Time	800Time (W)	400 Time (W)
2 ITS BACK PAGE NEWS	1	0.0m	2:00.60	57.40s (0)	28.70s (0)
9 FEEL THE THUNDER	2	0.2m	2:00.62	56.78s (0)	28.12s (0)
8 TROPICAL STORM	3	1.7m	2:00.73	57.21s (0)	28.55s (0)
10 DOLLARBILL	4	3.2m	2:00.84	57.44s (1)	28.78s (1)
3 IFOUNDTHEBEACH	5	6.5m	2:01.09	57.05s (1)	28.47s (2)
5 NINA SIMONE	6	7.3m	2:01.15	57.03s (0)	28.37s (0)
6 BULLDOG BRAWLER	7	7.6m	2:01.17	56.73s (0)	28.15s (1)
4 DESTINY JANE	8	8.2m	2:01.22	57.50s (1)	28.80s (1)
7 SHADYS DELIGHT	9	10.5m	2:01.39	57.01s (1)	28.45s (2)

Finish Position and metres gained from 800m



Sectionals
Powered by



Home of Australian Harness Sectionals
PJ HARNES ANALYSER

+ RAW DATA + HORSE REPORTS + FREE FRIDAY FACEBOOK TIP



www.pjdata.com.au | admin@pjdata.com.au | www.facebook.com/PJHarnessRacing

The Racing Queensland Board (trading as Racing Queensland) and provider are not responsible for the completeness or accuracy of any of the information contained herein, and makes no representations about its suitability for any purpose.

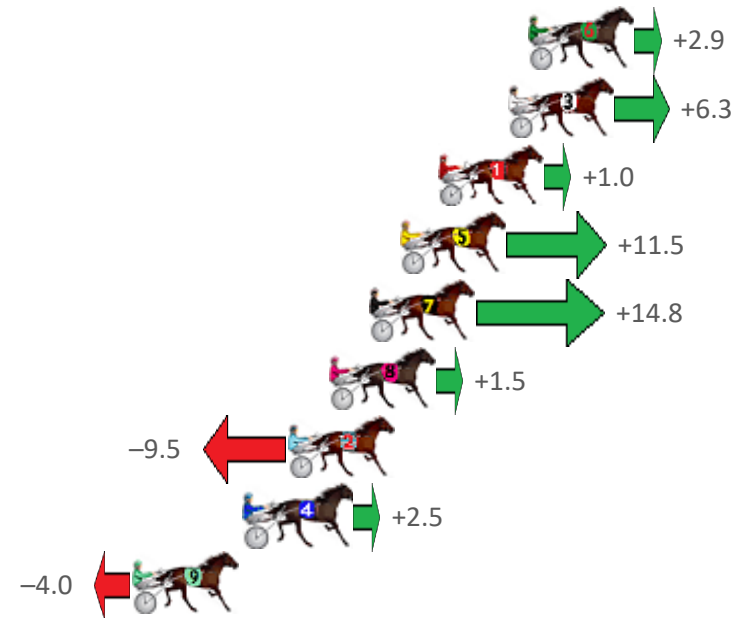
Albion Park Race 6 Distance 1660m

Friday, 24 December 2021

Gross Time: 1:58.00 MileRate: 1:54.40 LeadTime: 3.60s First Qtr: 27.20s Second Qtr: 29.60s Third Qtr: 28.20s Fourth Qtr: 29.40s

No Horse	Plc	Margin	Time	800Time (W)	400 Time (W)
6 BELLA BALL TERROR	1	0.0m	1:58.00	57.40s (1)	29.28s (1)
3 THE HERVEY BAY	2	0.8m	1:58.06	57.16s (1)	29.06s (1)
1 PRINCESS DANICA	3	3.6m	1:58.28	57.56s (0)	29.36s (0)
5 ROCKSLIDE	4	5.1m	1:58.39	56.83s (1)	28.83s (1)
7 THE GENERAL	5	6.3m	1:58.49	56.61s (1)	28.73s (2)
8 CONVAIR HUSTLER	6	7.9m	1:58.61	57.55s (0)	29.37s (0)
2 BONZA GUY	7	9.5m	1:58.73	58.33s (0)	30.13s (0)
4 SHOWEM SIMON	8	11.2m	1:58.86	57.50s (0)	29.30s (0)
9 GOTTAHAVEAHOBBIIE	9	15.7m	1:59.21	57.99s (1)	29.93s (1)

Finish Position and metres gained from 800m



Sectionals
Powered by



Home of Australian Harness Sectionals

PJ HARNES ANALYSER

+ RAW DATA + HORSE REPORTS + FREE FRIDAY FACEBOOK TIP



www.pjdata.com.au | admin@pjdata.com.au | www.facebook.com/PJHarnessRacing

The Racing Queensland Board (trading as Racing Queensland) and provider are not responsible for the completeness or accuracy of any of the information contained herein, and makes no representations about its suitability for any purpose.

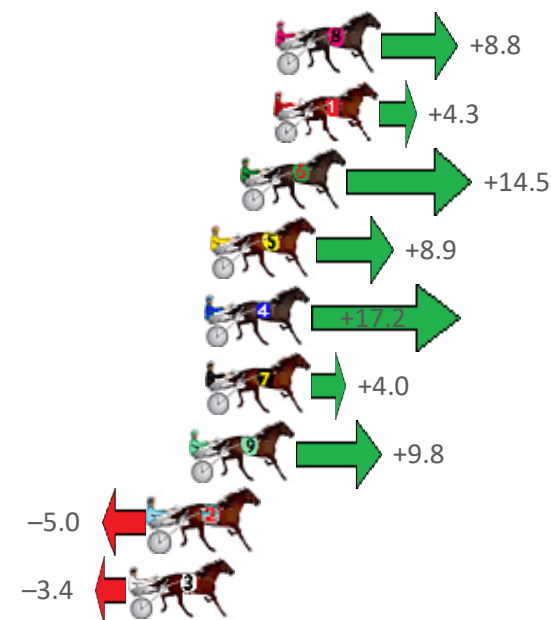
Albion Park Race 7 Distance 1660m

Friday, 24 December 2021

Gross Time: 1:56.50 MileRate: 1:52.90 LeadTime: 3.50s First Qtr: 27.50s Second Qtr: 29.50s Third Qtr: 27.40s Fourth Qtr: 28.60s

No Horse	Plc	Margin	Time	800Time (W)	400 Time (W)
8 MISTERFREEZE	1	0.0m	1:56.50	55.40s (0)	27.98s (0)
1 OUR BONDI BEACH	2	0.1m	1:56.51	55.71s (0)	28.29s (0)
6 NURBURGRING	3	1.4m	1:56.61	55.03s (1)	27.51s (1)
5 KASH US BACK	4	2.6m	1:56.70	55.42s (1)	27.90s (2)
4 MAJOR FERNCO	5	2.8m	1:56.71	54.85s (1)	27.33s (1)
7 ROCKNROLL ICON	6	2.8m	1:56.71	55.75s (1)	28.19s (1)
9 JONAH JONES	7	3.4m	1:56.76	55.36s (0)	27.94s (0)
2 MAFUTA VAUTIN	8	5.0m	1:56.88	56.38s (0)	28.98s (0)
3 SAUCY DREAMS	9	5.8m	1:56.94	56.28s (1)	29.00s (1)

Finish Position and metres gained from 800m



Sectionals
Powered by



Home of Australian Harness Sectionals

PJ HARNESS ANALYSER

+ RAW DATA + HORSE REPORTS + FREE FRIDAY FACEBOOK TIP



www.pjdata.com.au | admin@pjdata.com.au | www.facebook.com/PJHarnessRacing

The Racing Queensland Board (trading as Racing Queensland) and provider are not responsible for the completeness or accuracy of any of the information contained herein, and makes no representations about its suitability for any purpose.


Albion Park Race 8 Distance 1660m

Friday, 24 December 2021

Gross Time: 1:59.50 MileRate: 1:55.80 LeadTime: 3.50s First Qtr: 28.60s Second Qtr: 30.30s Third Qtr: 28.20s Fourth Qtr: 28.90s

No Horse	Plc	Margin	Time	800Time (W)	400 Time (W)
10 WHICH HUNT	1	0.0m	1:59.50	56.34s (1)	28.22s (1)
9 MAJOR MISCHIEF	2	0.8m	1:59.56	57.00s (1)	28.88s (1)
2 SPEED OF SOUND	3	1.6m	1:59.62	57.22s (0)	29.02s (0)
6 MONGOLIAN CONQUER	4	2.4m	1:59.68	56.84s (1)	28.68s (1)
3 MAGICOL IDEAL	5	5.2m	1:59.89	57.17s (0)	28.93s (0)
1 MY CHINA DOLL	6	8.1m	2:00.11	57.03s (0)	28.71s (0)
4 BUKTHSYSTEM	7	9.7m	2:00.24	56.76s (1)	28.60s (1)
8 DYNAMIC DAN	8	12.8m	2:00.47	57.07s (0)	28.75s (0)
5 STUDLEIGH MARK	9	13.7m	2:00.54	56.82s (0)	28.54s (0)
7 RAANI	10	16.0m	2:00.71	56.95s (1)	28.79s (2)

Finish Position and metres gained from 800m



Sectionals
Powered by



Home of Australian Harness Sectionals

PJ HARNES ANALYSER

+ RAW DATA + HORSE REPORTS + FREE FRIDAY FACEBOOK TIP



www.pjdata.com.au | admin@pjdata.com.au | www.facebook.com/PJHarnessRacing

The Racing Queensland Board (trading as Racing Queensland) and provider are not responsible for the completeness or accuracy of any of the information contained herein, and makes no representations about its suitability for any purpose.

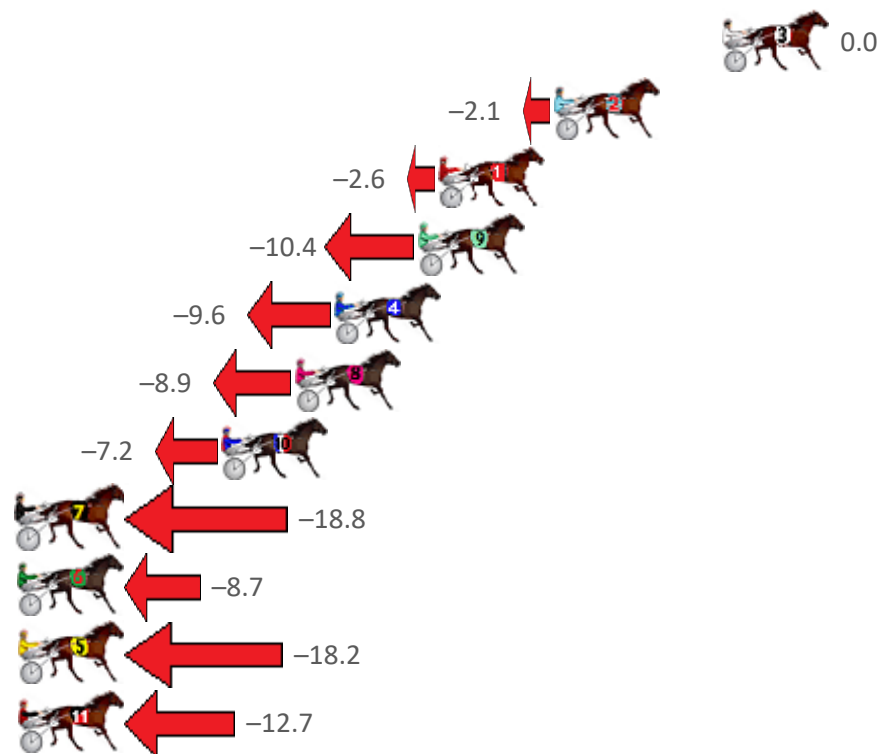
Albion Park Race 9 Distance 2138m

Friday, 24 December 2021

Gross Time: 2:35.50 MileRate: 1:57.00 LeadTime: 36.70s First Qtr: 30.90s Second Qtr: 31.10s Third Qtr: 27.80s Fourth Qtr: 29.00s

No Horse	Plc	Margin	Time	800Time (W)	400 Time (W)
3 CALL ME KEITH	1	0.0m	2:35.50	56.80s (0)	29.00s (0)
2 MAGGIE	2	6.7m	2:36.01	56.99s (0)	29.15s (0)
1 DYNAMIC BROMAC	3	11.3m	2:36.36	57.06s (0)	29.16s (0)
9 MORESCO	4	12.1m	2:36.42	57.60s (1)	29.76s (1)
4 BETTOR ROMANCE	5	15.4m	2:36.67	57.57s (1)	29.73s (1)
8 JAY TEE TYRON	6	17.0m	2:36.79	57.53s (2)	29.85s (2)
10 WILLIEWA LIGHTNING	7	19.9m	2:37.01	57.43s (2)	29.75s (2)
7 MISTER DIAMOND	8	29.2m	2:37.72	58.30s (1)	30.50s (1)
6 ALI DOWNUNDER	9	35.9m	2:38.23	57.65s (0)	30.29s (0)
5 A WHOLE LOTTA ROSIE	10	41.9m	2:38.69	58.35s (1)	30.87s (1)
11 FLIGHT CREW	11	52.1m	2:39.46	58.04s (1)	29.92s (1)

Finish Position and metres gained from 800m



Sectionals
Powered by



Home of Australian Harness Sectionals

PJ HARNES ANALYSER

+ RAW DATA + HORSE REPORTS + FREE FRIDAY FACEBOOK TIP



www.pjdata.com.au | admin@pjdata.com.au | www.facebook.com/PJHarnessRacing

The Racing Queensland Board (trading as Racing Queensland) and provider are not responsible for the completeness or accuracy of any of the information contained herein, and makes no representations about its suitability for any purpose.

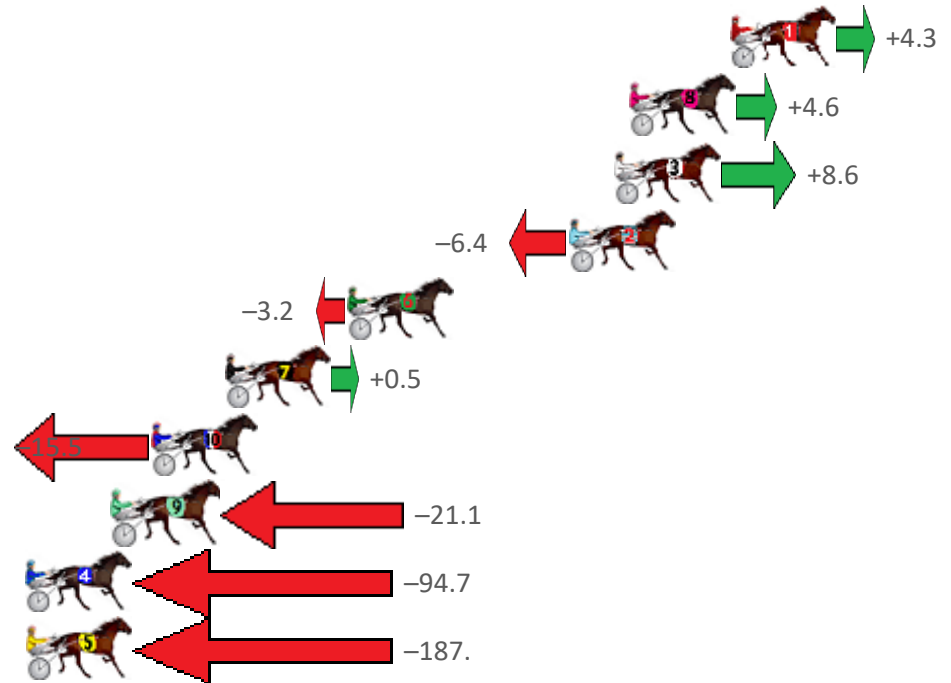
Albion Park Race 10 Distance 2138m

Friday, 24 December 2021

Gross Time: 2:33.20 MileRate: 1:55.40 LeadTime: 37.20s First Qtr: 29.20s Second Qtr: 29.30s Third Qtr: 28.10s Fourth Qtr: 29.40s

No Horse	Plc	Margin	Time	800Time (W)	400 Time (W)
1 OHOKA CHOPPER	1	0.0m	2:33.20	57.20s (0)	29.12s (0)
8 GOLIGHTLY	2	4.0m	2:33.51	57.21s (0)	29.13s (0)
3 WE SALUTE YOU	3	4.6m	2:33.55	56.93s (0)	28.87s (0)
2 SPIKE BROMAC	4	6.4m	2:33.69	57.99s (0)	29.89s (0)
6 WESTAR SAM	5	15.2m	2:34.37	57.83s (1)	29.73s (1)
7 BOHANNAN	6	20.1m	2:34.75	57.61s (1)	29.55s (1)
10 THE DEMOCRAT	7	23.0m	2:34.97	58.75s (1)	30.53s (2)
9 MOHS EM DOWN	8	24.5m	2:35.09	59.15s (1)	30.89s (1)
4 LIAM NEIL	9	110.7m	2:41.73	64.91s (1)	37.13s (3)
5 COMMODORE JUJON	10	205.7m	2:49.06	72.08s (0)	44.14s (2)

Finish Position and metres gained from 800m



Sectionals
Powered by



Home of Australian Harness Sectionals
PJ HARNESS ANALYSER

+ RAW DATA + HORSE REPORTS + FREE FRIDAY FACEBOOK TIP



www.pjdata.com.au | admin@pjdata.com.au | www.facebook.com/PJHarnessRacing

The Racing Queensland Board (trading as Racing Queensland) and provider are not responsible for the completeness or accuracy of any of the information contained herein, and makes no representations about its suitability for any purpose.

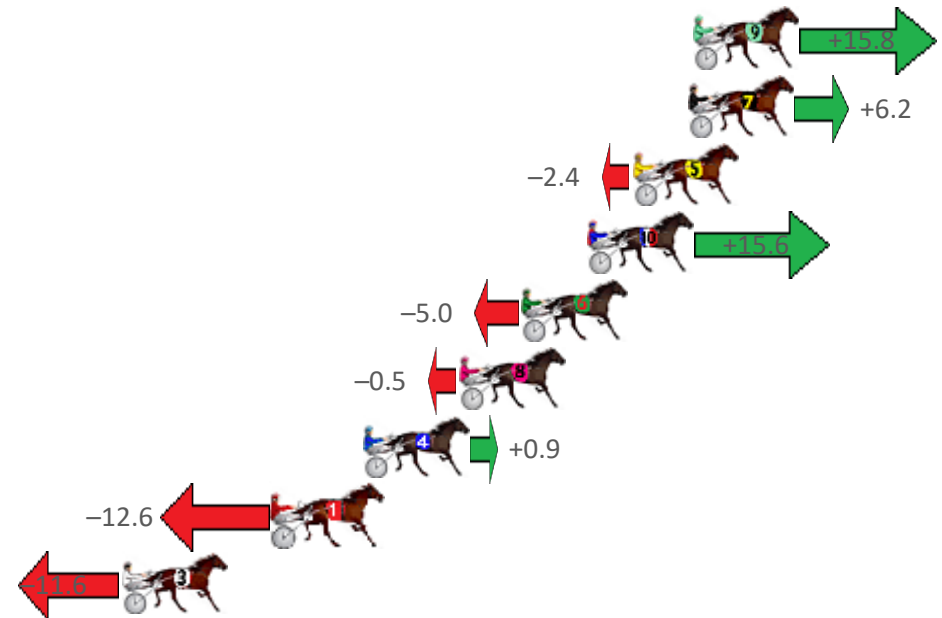
Albion Park Race 11 Distance 1660m

Friday, 24 December 2021

Gross Time: 1:59.10 MileRate: 1:55.50 LeadTime: 3.50s First Qtr: 27.80s Second Qtr: 31.90s Third Qtr: 27.60s Fourth Qtr: 28.30s

No Horse	Plc	Margin	Time	800Time (W)	400 Time (W)
9 SPIRITED BELLE	1	0.0m	1:59.10	54.82s (1)	27.22s (2)
7 SWEET JEMMA	2	0.2m	1:59.11	55.47s (1)	27.79s (1)
5 DANCE IN THE SUN	3	2.4m	1:59.28	56.08s (0)	28.48s (0)
10 LADY AVANA	4	4.2m	1:59.41	54.85s (1)	27.25s (2)
6 HELLO ITS ME	5	6.8m	1:59.61	56.29s (1)	28.57s (1)
8 AMERICAN FLYER	6	9.3m	1:59.79	55.99s (0)	28.35s (0)
4 THREE KISSES	7	13.1m	2:00.07	55.91s (0)	28.31s (0)
1 KOTARE ELITE	8	16.7m	2:00.34	56.86s (0)	29.21s (0)
3 CUPCAKESNWHIPCREA	9	22.7m	2:00.79	56.83s (1)	28.87s (1)

Finish Position and metres gained from 800m



Sectionals
Powered by



Home of Australian Harness Sectionals
PJ HARNESS ANALYSER

+ RAW DATA + HORSE REPORTS + FREE FRIDAY FACEBOOK TIP



www.pjdata.com.au | admin@pjdata.com.au | www.facebook.com/PJHarnessRacing

The Racing Queensland Board (trading as Racing Queensland) and provider are not responsible for the completeness or accuracy of any of the information contained herein, and makes no representations about its suitability for any purpose.