

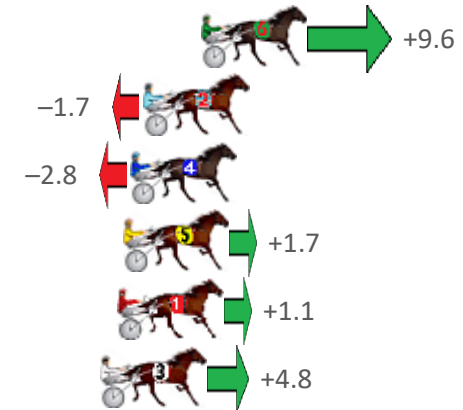
Albion Park Race 1 Distance 1660m

Tuesday, 14 December 2021

Gross Time: 2:00.60 MileRate: 1:56.90 LeadTime: 3.40s First Qtr: 29.30s Second Qtr: 30.40s Third Qtr: 28.90s Fourth Qtr: 28.60s

NoHorse	Plc	Margin	Time	800Time (W)	400 Time (W)
6 BUTCHERFEELGOOD	1	0.0m	2:00.60	56.81s (1)	27.92s (1)
2 TRACER BULLET	2	2.3m	2:00.77	57.62s (1)	28.72s (1)
4 SIGNOR JUJON	3	2.8m	2:00.81	57.70s (0)	28.80s (0)
5 BETTOR MEMORIES	4	3.1m	2:00.83	57.38s (1)	28.46s (1)
1 BETTING BARON	5	3.3m	2:00.85	57.42s (0)	28.54s (0)
3 ROUSEY	6	4.0m	2:00.90	57.16s (0)	28.30s (0)

Finish Position and metres gained from 800m



Sectionals
Powered by



Home of Australian Harness Sectionals
PJ HARNES ANALYSER

+ RAW DATA + HORSE REPORTS + FREE FRIDAY FACEBOOK TIP



www.pjdata.com.au | admin@pjdata.com.au | www.facebook.com/PJHarnessRacing

The Racing Queensland Board (trading as Racing Queensland) and provider are not responsible for the completeness or accuracy of any of the information contained herein, and makes no representations about its suitability for any purpose.

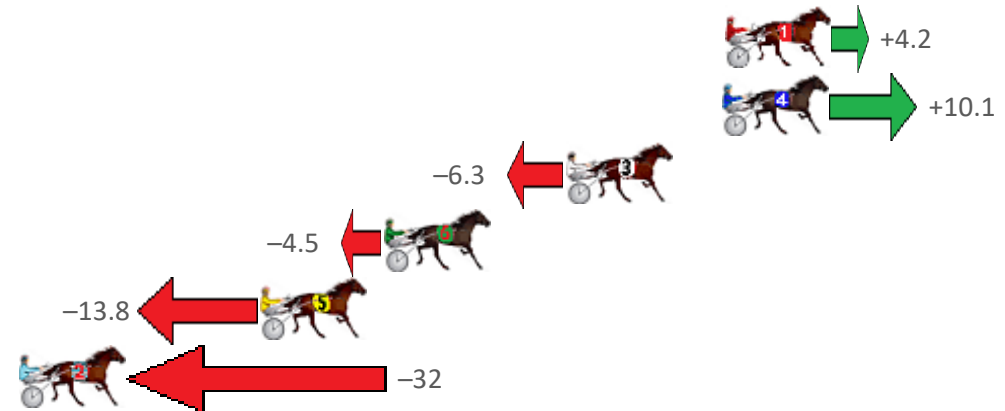
Albion Park Race 2 Distance 1660m

Tuesday, 14 December 2021

Gross Time: 2:02.30 MileRate: 1:58.50 LeadTime: 3.50s First Qtr: 28.80s Second Qtr: 32.70s Third Qtr: 28.70s Fourth Qtr: 28.60s

NoHorse	Plc	Margin	Time	800Time (W)	400 Time (W)
1 DELIGHTFUL LOU	1	0.0m	2:02.30	57.00s (1)	28.33s (1)
4 INDY JEWEL	2	0.1m	2:02.31	56.58s (0)	27.92s (0)
3 VODKA EN ICE	3	6.3m	2:02.77	57.75s (0)	29.05s (0)
6 LOOKAT MEE	4	13.5m	2:03.31	57.62s (1)	28.72s (1)
5 PAYOUT	5	18.4m	2:03.68	58.28s (0)	29.60s (0)
2 VERY TEMPTING	6	45.4m	2:05.71	59.52s (1)	30.46s (0)

Finish Position and metres gained from 800m



Sectionals
Powered by



Home of Australian Harness Sectionals
PJ HARNESS ANALYSER

+ RAW DATA + HORSE REPORTS + FREE FRIDAY FACEBOOK TIP



www.pjdata.com.au | admin@pjdata.com.au | www.facebook.com/PJHarnessRacing

The Racing Queensland Board (trading as Racing Queensland) and provider are not responsible for the completeness or accuracy of any of the information contained herein, and makes no representations about its suitability for any purpose.

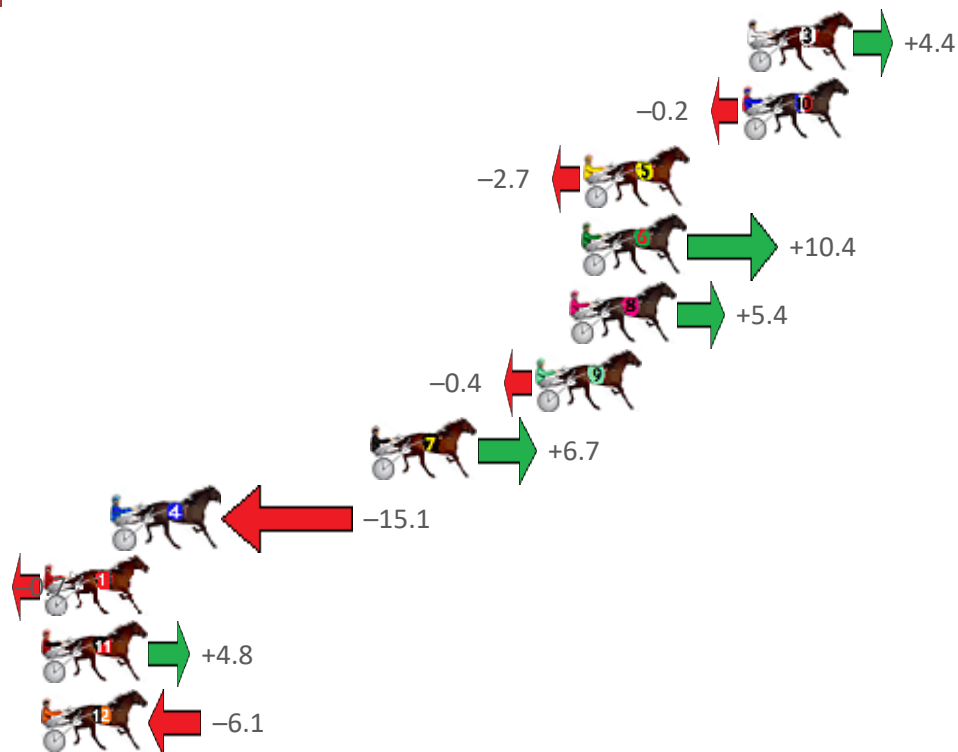
Albion Park Race 3 Distance 2138m

Tuesday, 14 December 2021

Gross Time: 2:45.00 MileRate: 2:02.50 LeadTime: 43.20s First Qtr: 31.70s Second Qtr: 31.30s Third Qtr: 29.20s Fourth Qtr: 29.60s

NoHorse	Plc	Margin	Time	800Time (W)	400 Time (W)
3 MAJESTIC SPEED	1	0.0m	2:45.00	58.48s (0)	29.28s (0)
10 JANSSON	2	0.2m	2:45.02	58.81s (0)	29.61s (0)
5 GREAT FANTASY	3	6.5m	2:45.50	59.00s (1)	29.78s (1)
6 DOWN UNDER RORS	4	6.6m	2:45.51	58.04s (1)	28.76s (1)
8 CHASING GREAT	5	7.0m	2:45.54	58.41s (1)	29.14s (1)
9 MELPARK MAGIC	6	8.4m	2:45.65	58.83s (1)	29.59s (1)
7 FATHER CHRISTMAS	7	14.9m	2:46.16	58.31s (1)	29.02s (1)
4 SPIDERS DEVIL	8	25.1m	2:46.95	59.90s (0)	30.56s (0)
1 DEAD SET MUSCLE	9	27.9m	2:47.16	58.85s (0)	29.95s (0)
11 HELLO JOLENE JOLENE	10	33.8m	2:47.62	58.45s (0)	29.54s (1)
12 MINNIE BOW TIQUE	11	36.3m	2:47.82	59.25s (1)	29.84s (0)

Finish Position and metres gained from 800m



Sectionals
Powered by



Home of Australian Harness Sectionals

PJ HARNESS ANALYSER

+ RAW DATA + HORSE REPORTS + FREE FRIDAY FACEBOOK TIP



www.pjdata.com.au | admin@pjdata.com.au | www.facebook.com/PJHarnessRacing

The Racing Queensland Board (trading as Racing Queensland) and provider are not responsible for the completeness or accuracy of any of the information contained herein, and makes no representations about its suitability for any purpose.

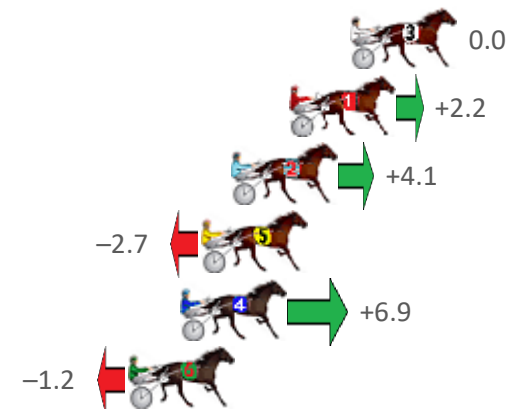
Albion Park Race 4 Distance 2138m

Tuesday, 14 December 2021

Gross Time: 2:35.70 MileRate: 1:57.20 LeadTime: 39.90s First Qtr: 29.60s Second Qtr: 29.80s Third Qtr: 27.90s Fourth Qtr: 28.50s

NoHorse	Plc	Margin	Time	800Time (W)	400 Time (W)
3 OUR BALOU	1	0.0m	2:35.70	56.40s (0)	28.50s (0)
1 WE SALUTE YOU	2	2.4m	2:35.88	56.25s (0)	28.33s (0)
2 OHOKA JIMMY	3	4.7m	2:36.05	56.11s (0)	28.20s (0)
5 EH EF EL	4	5.9m	2:36.14	56.59s (1)	28.69s (1)
4 JUMPING JOLT	5	6.7m	2:36.20	55.92s (0)	28.01s (1)
6 ROLL ONE OVER	6	8.8m	2:36.36	56.48s (1)	28.53s (1)

Finish Position and metres gained from 800m



Sectionals
Powered by



Home of Australian Harness Sectionals
PJ HARNESS ANALYSER

+ RAW DATA + HORSE REPORTS + FREE FRIDAY FACEBOOK TIP



www.pjdata.com.au | admin@pjdata.com.au | www.facebook.com/PJHarnessRacing

The Racing Queensland Board (trading as Racing Queensland) and provider are not responsible for the completeness or accuracy of any of the information contained herein, and makes no representations about its suitability for any purpose.

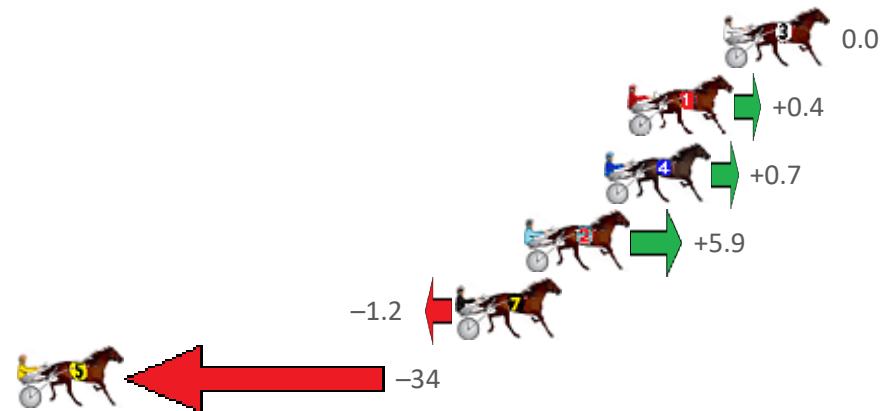
Albion Park Race 5 Distance 2138m

Tuesday, 14 December 2021

Gross Time: 2:38.10 MileRate: 1:59.00 LeadTime: 38.80s First Qtr: 30.20s Second Qtr: 32.50s Third Qtr: 29.00s Fourth Qtr: 27.60s

NoHorse	Plc	Margin	Time	800Time (W)	400 Time (W)
3 CAPTAINS PICK	1	0.0m	2:38.10	56.60s (0)	27.60s (0)
1 RECIPE FOR DREAMING	2	3.8m	2:38.38	56.57s (0)	27.56s (0)
4 CALL ME KEITH	3	4.7m	2:38.44	56.55s (1)	27.72s (1)
2 DANCE IN THE SUN	4	7.9m	2:38.67	56.18s (1)	27.25s (1)
7 DYNAMIC BROMAC	5	10.6m	2:38.87	56.68s (1)	27.76s (1)
5 VOODOO FELLA	6	41.7m	2:41.13	58.93s (0)	29.75s (0)

Finish Position and metres gained from 800m



Sectionals
Powered by



Home of Australian Harness Sectionals
PJ HARNESS ANALYSER

+ RAW DATA + HORSE REPORTS + FREE FRIDAY FACEBOOK TIP



www.pjdata.com.au | admin@pjdata.com.au | www.facebook.com/PJHarnessRacing

The Racing Queensland Board (trading as Racing Queensland) and provider are not responsible for the completeness or accuracy of any of the information contained herein, and makes no representations about its suitability for any purpose.

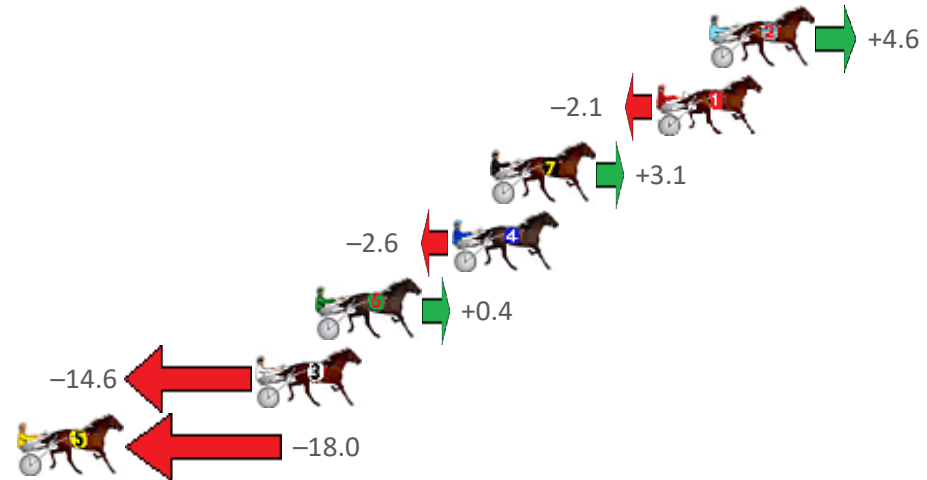
Albion Park Race 6 Distance 1660m

Tuesday, 14 December 2021

Gross Time: 1:58.50 MileRate: 1:54.90 LeadTime: 3.30s First Qtr: 28.60s Second Qtr: 30.90s Third Qtr: 27.60s Fourth Qtr: 28.10s

NoHorse	Plc	Margin	Time	800Time (W)	400 Time (W)
2 GOLIGHTLY	1	0.0m	1:58.50	55.38s (0)	27.81s (0)
1 YEP GOT CHOOKS	2	2.1m	1:58.66	55.85s (0)	28.25s (0)
7 LIFES BLACK	3	8.7m	1:59.14	55.49s (1)	27.87s (1)
4 GOTTAHAVEAHOBBIIE	4	10.2m	1:59.25	55.88s (1)	28.25s (1)
6 PRINCESS DANICA	5	15.6m	1:59.65	55.67s (1)	27.96s (1)
3 WILLIEWA LIGHTNING	6	18.0m	1:59.83	56.71s (1)	29.09s (1)
5 IFOUNDTHEBEACH	7	27.4m	2:00.52	56.95s (0)	28.97s (0)

Finish Position and metres gained from 800m



Sectionals
Powered by



Home of Australian Harness Sectionals
PJ HARNESS ANALYSER

+ RAW DATA + HORSE REPORTS + FREE FRIDAY FACEBOOK TIP



www.pjdata.com.au | admin@pjdata.com.au | www.facebook.com/PJHarnessRacing

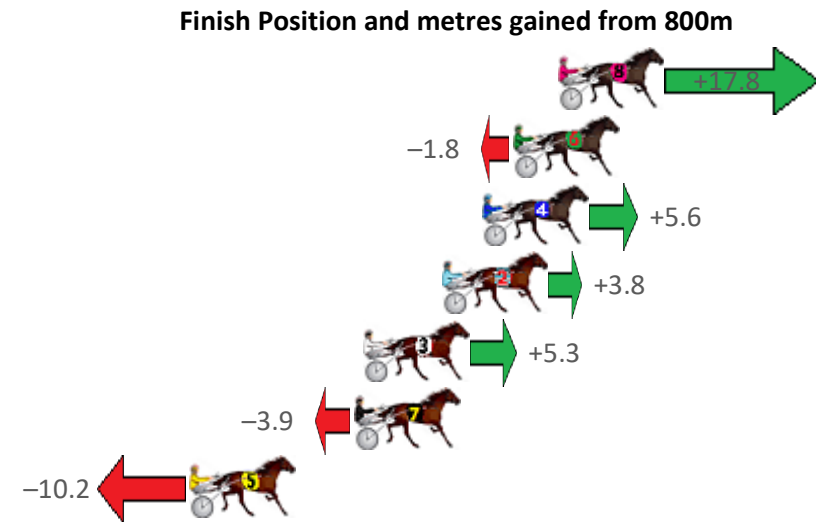
The Racing Queensland Board (trading as Racing Queensland) and provider are not responsible for the completeness or accuracy of any of the information contained herein, and makes no representations about its suitability for any purpose.

Albion Park Race 7 Distance 2138m

Tuesday, 14 December 2021

Gross Time: 2:37.00 MileRate: 1:58.20 LeadTime: 36.50s First Qtr: 30.30s Second Qtr: 31.40s Third Qtr: 29.20s Fourth Qtr: 29.60s

NoHorse	Plc	Margin	Time	800Time (W)	400 Time (W)
8 JONAH JONES	1	0.0m	2:37.00	57.50s (1)	28.58s (1)
6 SABRAGE	2	1.8m	2:37.14	58.93s (0)	29.73s (0)
4 BOHANNAN	3	3.0m	2:37.23	58.39s (1)	29.44s (2)
2 ARTHUR LOWE	4	4.6m	2:37.36	58.52s (0)	29.26s (0)
3 THE SHADY ONE	5	7.7m	2:37.60	58.41s (1)	29.30s (2)
7 WATCH PULP FICTION	6	8.1m	2:37.63	59.09s (0)	29.84s (0)
5 TULHURST ACE	7	14.6m	2:38.13	59.55s (1)	30.45s (1)



Sectionals
Powered by



Home of Australian Harness Sectionals
PJ HARNESS ANALYSER

+ RAW DATA + HORSE REPORTS + FREE FRIDAY FACEBOOK TIP



www.pjdata.com.au | admin@pjdata.com.au | www.facebook.com/PJHarnessRacing

The Racing Queensland Board (trading as Racing Queensland) and provider are not responsible for the completeness or accuracy of any of the information contained herein, and makes no representations about its suitability for any purpose.

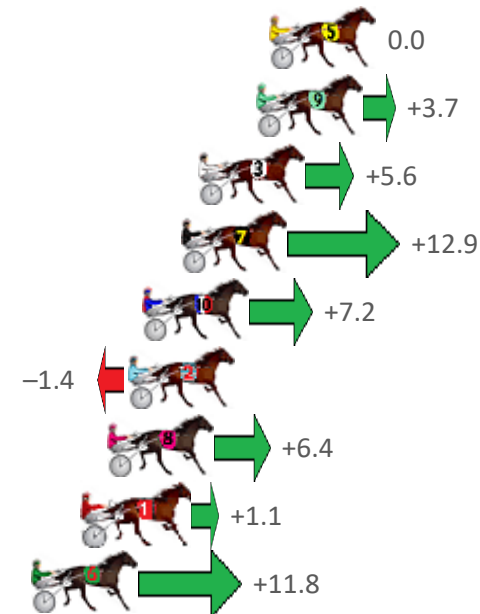
Albion Park Race 8 Distance 1660m

Tuesday, 14 December 2021

Gross Time: 2:01.60 MileRate: 1:57.90 LeadTime: 3.20s First Qtr: 27.20s Second Qtr: 32.40s Third Qtr: 29.50s Fourth Qtr: 29.30s

NoHorse	Plc	Margin	Time	800Time (W)	400 Time (W)
5 HAWTHORNDEN HUNK	1	0.0m	2:01.60	58.80s (0)	29.30s (0)
9 SHES KOALA TEE	2	0.5m	2:01.64	58.53s (1)	29.19s (1)
3 HEAVENLY WISDOM	3	2.8m	2:01.82	58.39s (1)	28.96s (1)
7 LANCELOT BROMAC	4	3.5m	2:01.87	57.86s (1)	28.43s (2)
10 CATCH PHRASE	5	5.0m	2:01.98	58.27s (1)	28.79s (1)
2 SHEREACTS	6	5.6m	2:02.03	58.90s (0)	29.40s (0)
8 O B LEGAL	7	6.4m	2:02.09	58.33s (0)	28.66s (0)
1 SHEZ GOT BLING	8	7.3m	2:02.16	58.72s (0)	29.21s (0)
6 SO AM I	9	9.4m	2:02.32	57.94s (1)	28.57s (2)

Finish Position and metres gained from 800m



Sectionals
Powered by



Home of Australian Harness Sectionals

PJ HARNESS ANALYSER

+ RAW DATA + HORSE REPORTS + FREE FRIDAY FACEBOOK TIP



www.pjdata.com.au | admin@pjdata.com.au | www.facebook.com/PJHarnessRacing

The Racing Queensland Board (trading as Racing Queensland) and provider are not responsible for the completeness or accuracy of any of the information contained herein, and makes no representations about its suitability for any purpose.