


Albion Park Race 1 Distance 1660m

Tuesday, 30 November 2021

Gross Time: 2:00.70 MileRate: 1:57.00 LeadTime: 3.50s First Qtr: 29.60s Second Qtr: 30.00s Third Qtr: 28.60s Fourth Qtr: 29.00s

No Horse	Plc	Margin	Time	800Time (W)	400 Time (W)
1 ALTA REVELRY	1	0.0m	2:00.70	57.60s (0)	29.00s (0)
3 MERIBEL	2	19.8m	2:02.21	58.30s (1)	29.46s (1)
4 INDY JEWEL	3	22.3m	2:02.40	58.92s (1)	30.05s (1)
2 GOTTA DREAM	4	24.3m	2:02.55	58.97s (0)	29.96s (0)
6 BETS ON MILLIE	5	131.1m	2:10.68	65.88s (1)	36.94s (0)

Finish Position and metres gained from 800m



Sectionals
Powered by



Home of Australian Harness Sectionals

PJ HARNESS ANALYSER

+ RAW DATA + HORSE REPORTS + FREE FRIDAY FACEBOOK TIP



www.pjdata.com.au | admin@pjdata.com.au | www.facebook.com/PJHarnessRacing

The Racing Queensland Board (trading as Racing Queensland) and provider are not responsible for the completeness or accuracy of any of the information contained herein, and makes no representations about its suitability for any purpose.

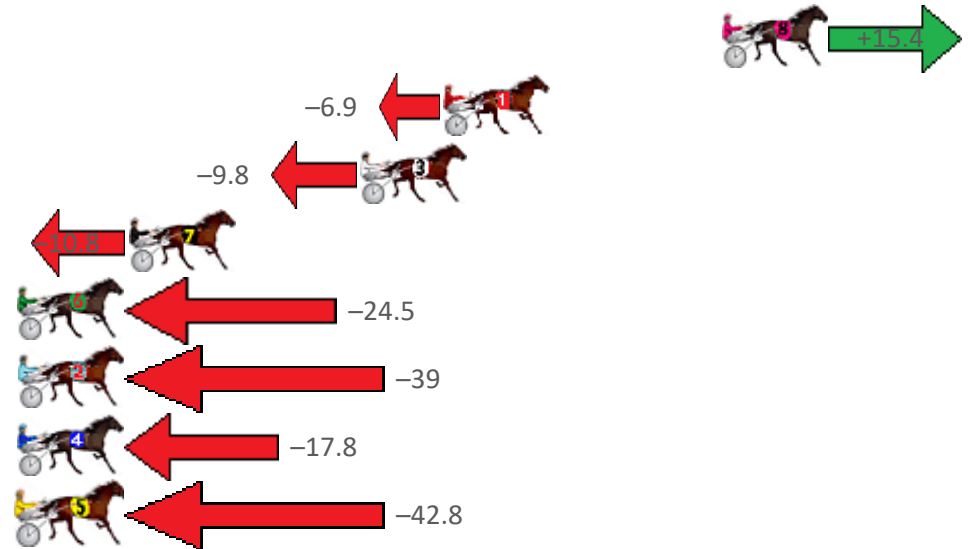
Albion Park Race 2 Distance 2647m

Tuesday, 30 November 2021

Gross Time: 3:24.20 MileRate: 2:02.80 LeadTime: 78.80s First Qtr: 31.00s Second Qtr: 32.00s Third Qtr: 31.10s Fourth Qtr: 31.30s

No Horse	Plc	Margin	Time	800Time (W)	400 Time (W)
8 KINGDOM COME	1	0.0m	3:24.20	61.21s (0)	30.46s (1)
1 MELPARK MAGIC	2	11.1m	3:25.11	62.94s (0)	31.60s (0)
3 HELLO JOLENE JOLENE	3	14.4m	3:25.38	63.16s (1)	32.42s (1)
7 MATATOKI	4	23.6m	3:26.13	63.24s (1)	32.06s (2)
6 PRINCESS FAITH	5	33.1m	3:26.91	64.30s (1)	33.38s (1)
2 ROSEHILL MAGIC	6	38.6m	3:27.36	65.39s (0)	34.07s (0)
4 MINNIE BOW TIQUE	7	82.8m	3:30.97	63.78s (0)	32.30s (0)
5 AURORA	8	83.4m	3:31.02	65.72s (0)	33.90s (0)

Finish Position and metres gained from 800m



Sectionals
Powered by



Home of Australian Harness Sectionals
PJ HARNESS ANALYSER

+ RAW DATA + HORSE REPORTS + FREE FRIDAY FACEBOOK TIP



www.pjdata.com.au | admin@pjdata.com.au | www.facebook.com/PJHarnessRacing

The Racing Queensland Board (trading as Racing Queensland) and provider are not responsible for the completeness or accuracy of any of the information contained herein, and makes no representations about its suitability for any purpose.

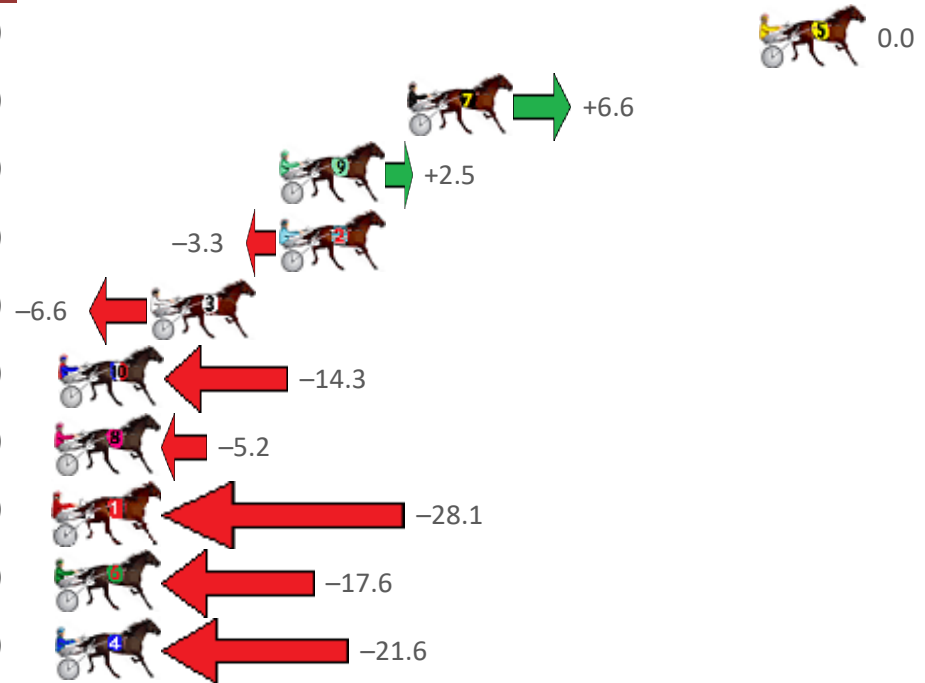
Albion Park Race 3 Distance 2138m

Tuesday, 30 November 2021

Gross Time: 2:45.50 MileRate: 2:02.30 LeadTime: 42.00s First Qtr: 31.70s Second Qtr: 30.90s Third Qtr: 30.80s Fourth Qtr: 30.10s

No Horse	Plc	Margin	Time	800Time (W)	400 Time (W)
5 CARNERA	1	0.0m	2:45.50	60.90s (0)	30.10s (0)
7 FATHER CHRISTMAS	2	14.0m	2:46.60	60.40s (0)	29.70s (1)
9 CHASING GREAT	3	19.1m	2:47.01	60.71s (1)	30.41s (2)
2 GREAT FANTASY	4	19.1m	2:47.01	61.15s (0)	30.48s (1)
3 THE NIGHT KING	5	24.2m	2:47.41	61.40s (1)	31.13s (2)
10 JANSSON	6	27.9m	2:47.70	61.98s (1)	31.48s (1)
8 DOWN UNDER RORS	7	37.4m	2:48.45	61.29s (0)	31.12s (0)
1 DOUBLETAP	8	39.7m	2:48.63	63.03s (0)	32.22s (0)
6 DENEUVE STAR	9	44.6m	2:49.02	62.23s (1)	31.66s (1)
4 TAM OSHANTER	10	73.6m	2:51.30	62.54s (0)	31.42s (0)

Finish Position and metres gained from 800m



Sectionals
Powered by



Home of Australian Harness Sectionals
PJ HARNES ANALYSER

+ RAW DATA + HORSE REPORTS + FREE FRIDAY FACEBOOK TIP



www.pjdata.com.au | admin@pjdata.com.au | www.facebook.com/PJHarnessRacing

The Racing Queensland Board (trading as Racing Queensland) and provider are not responsible for the completeness or accuracy of any of the information contained herein, and makes no representations about its suitability for any purpose.

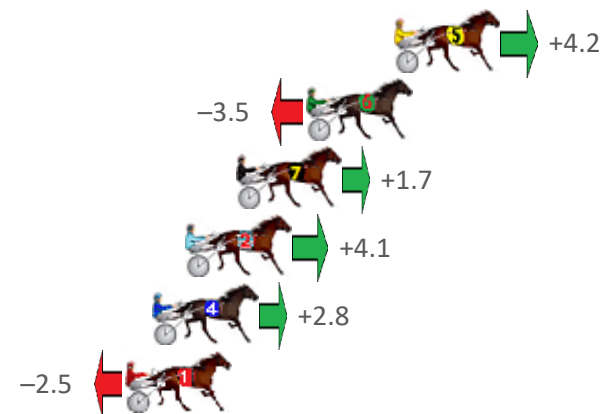
Albion Park Race 4 Distance 2138m

Tuesday, 30 November 2021

Gross Time: 2:36.40 MileRate: 1:57.70 LeadTime: 38.10s First Qtr: 30.90s Second Qtr: 30.70s Third Qtr: 28.50s Fourth Qtr: 28.20s

No Horse	Plc	Margin	Time	800Time (W)	400 Time (W)
5 FOND MEMORIES	1	0.0m	2:36.40	56.40s (0)	27.88s (0)
6 OUR BALOU	2	3.5m	2:36.66	56.95s (0)	28.45s (0)
7 ROCK FISHERMAN	3	6.3m	2:36.87	56.58s (1)	28.39s (1)
2 MAYWYNS COURAGE	4	8.3m	2:37.02	56.41s (0)	27.81s (1)
4 WE SALUTE YOU	5	9.6m	2:37.11	56.50s (1)	28.23s (1)
1 AT WEST POINT	6	10.7m	2:37.19	56.88s (0)	28.33s (0)

Finish Position and metres gained from 800m



Sectionals
Powered by



Home of Australian Harness Sectionals

PJ HARNES ANALYSER

+ RAW DATA + HORSE REPORTS + FREE FRIDAY FACEBOOK TIP



www.pjdata.com.au | admin@pjdata.com.au | www.facebook.com/PJHarnessRacing

The Racing Queensland Board (trading as Racing Queensland) and provider are not responsible for the completeness or accuracy of any of the information contained herein, and makes no representations about its suitability for any purpose.

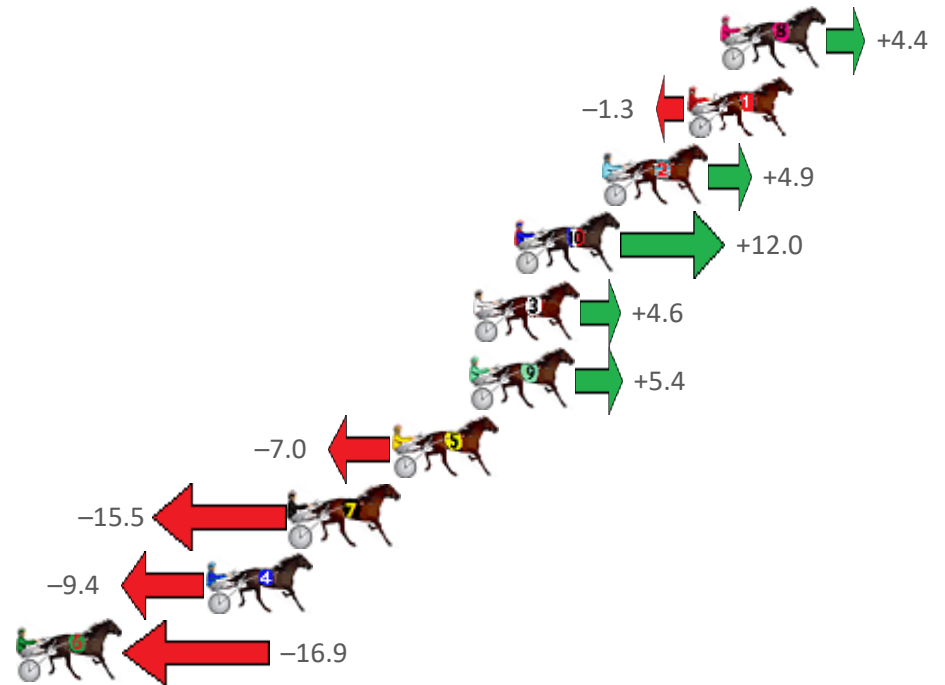
Albion Park Race 5 Distance 1660m

Tuesday, 30 November 2021

Gross Time: 2:01.00 MileRate: 1:57.30 LeadTime: 3.60s First Qtr: 29.20s Second Qtr: 29.40s Third Qtr: 28.70s Fourth Qtr: 30.10s

No Horse	Plc	Margin	Time	800Time (W)	400 Time (W)
8 LIFEINHEAVEN	1	0.0m	2:01.00	58.48s (0)	29.77s (0)
1 HAWTHORNDEN HUNK	2	1.3m	2:01.10	58.90s (0)	30.20s (0)
2 SIGNOR JUJON	3	4.7m	2:01.37	58.44s (0)	29.75s (0)
10 STUDLEIGH MARK	4	8.2m	2:01.65	57.92s (1)	29.20s (1)
3 BONNIES A ROCKIN	5	9.8m	2:01.77	58.46s (0)	29.80s (0)
9 PRESS STATEMENT	6	10.0m	2:01.79	58.41s (1)	29.68s (1)
5 OUR FRIEND	7	13.0m	2:02.02	59.31s (1)	30.55s (1)
7 SHOWEM SIMON	8	17.1m	2:02.35	59.93s (1)	31.20s (1)
4 WESTERN SHOWGIRL	9	20.4m	2:02.61	59.49s (1)	30.79s (1)
6 SHES KOALA TEE	10	70.9m	2:06.59	60.04s (0)	31.29s (0)

Finish Position and metres gained from 800m



Sectionals
Powered by



Home of Australian Harness Sectionals

PJ HARNESS ANALYSER

+ RAW DATA + HORSE REPORTS + FREE FRIDAY FACEBOOK TIP



www.pjdata.com.au | admin@pjdata.com.au | www.facebook.com/PJHarnessRacing

The Racing Queensland Board (trading as Racing Queensland) and provider are not responsible for the completeness or accuracy of any of the information contained herein, and makes no representations about its suitability for any purpose.

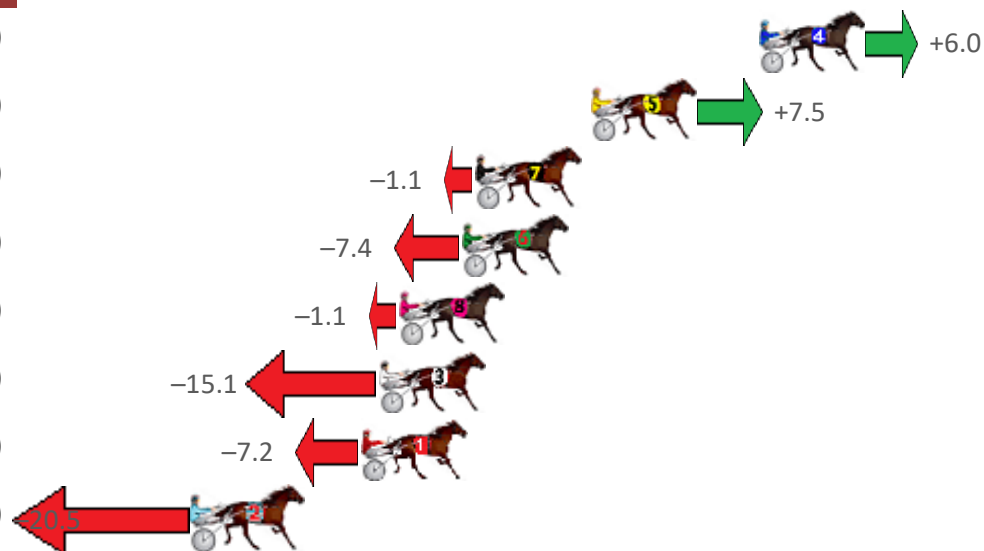
Albion Park Race 6 Distance 2138m

Tuesday, 30 November 2021

Gross Time: 2:37.30 MileRate: 1:58.40 LeadTime: 37.40s First Qtr: 31.60s Second Qtr: 30.10s Third Qtr: 29.00s Fourth Qtr: 29.20s

No Horse	Plc	Margin	Time	800Time (W)	400 Time (W)
4 BEAU CISHLOM	1	0.0m	2:37.30	57.77s (1)	28.98s (2)
5 BOHANNAN	2	6.7m	2:37.81	57.66s (1)	28.86s (2)
7 WATCH PULP FICTION	3	11.3m	2:38.17	58.28s (1)	29.50s (2)
6 SABRAGE	4	11.8m	2:38.20	58.74s (0)	29.75s (0)
8 TULHURST ACE	5	14.3m	2:38.40	58.28s (0)	29.77s (1)
3 STOMPEN	6	15.1m	2:38.46	59.29s (0)	30.30s (0)
1 KINGOFTHESTARS	7	15.8m	2:38.51	58.72s (0)	29.74s (0)
2 JUMPING JOLT	8	22.5m	2:39.02	59.68s (1)	30.72s (1)

Finish Position and metres gained from 800m



Sectionals
Powered by



Home of Australian Harness Sectionals

PJ HARNESS ANALYSER

+ RAW DATA + HORSE REPORTS + FREE FRIDAY FACEBOOK TIP



www.pjdata.com.au | admin@pjdata.com.au | www.facebook.com/PJHarnessRacing

The Racing Queensland Board (trading as Racing Queensland) and provider are not responsible for the completeness or accuracy of any of the information contained herein, and makes no representations about its suitability for any purpose.

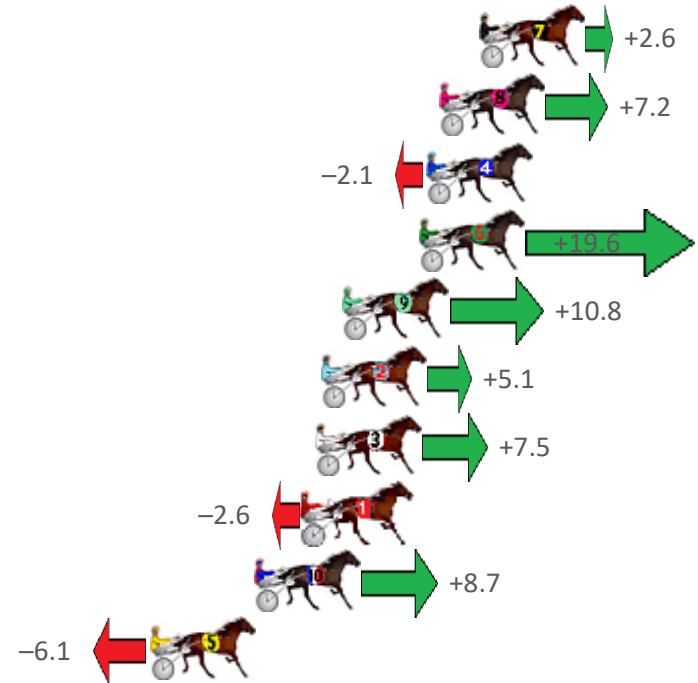
Albion Park Race 7 Distance 1660m

Tuesday, 30 November 2021

Gross Time: 2:01.10 MileRate: 1:57.40 LeadTime: 3.50s First Qtr: 28.30s Second Qtr: 30.70s Third Qtr: 28.50s Fourth Qtr: 30.10s

No Horse	Plc	Margin	Time	800Time (W)	400 Time (W)
7 FLIGHT CREW	1	0.0m	2:01.10	58.41s (1)	30.10s (1)
8 CATCH PHRASE	2	1.6m	2:01.23	58.08s (0)	29.46s (0)
4 GOALKICKER	3	2.1m	2:01.27	58.75s (0)	30.21s (0)
6 HECTOR	4	2.4m	2:01.29	57.17s (2)	29.31s (2)
9 CAPTAINS PICK	5	5.4m	2:01.53	57.81s (1)	29.41s (1)
2 MOTU AMETHYST	6	6.3m	2:01.60	58.23s (1)	29.81s (1)
3 DIGBY DEE	7	6.5m	2:01.61	58.05s (0)	29.43s (0)
1 SHEZ GOT BLING	8	7.0m	2:01.65	58.79s (0)	30.19s (0)
10 TROPICAL STORM	9	8.9m	2:01.80	57.97s (2)	30.12s (2)
5 LORIMER LADY	10	13.1m	2:02.13	59.04s (1)	30.62s (1)

Finish Position and metres gained from 800m



Sectionals
Powered by



Home of Australian Harness Sectionals
PJ HARNESS ANALYSER

+ RAW DATA + HORSE REPORTS + FREE FRIDAY FACEBOOK TIP



www.pjdata.com.au | admin@pjdata.com.au | www.facebook.com/PJHarnessRacing

The Racing Queensland Board (trading as Racing Queensland) and provider are not responsible for the completeness or accuracy of any of the information contained herein, and makes no representations about its suitability for any purpose.

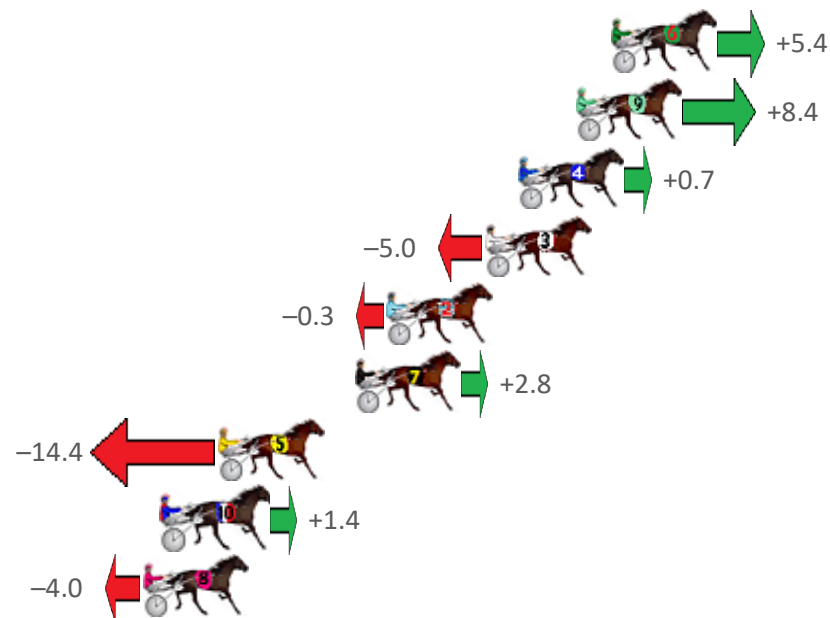
Albion Park Race 8 Distance 1660m

Tuesday, 30 November 2021

Gross Time: 2:01.00 MileRate: 1:57.30 LeadTime: 3.60s First Qtr: 29.40s Second Qtr: 30.70s Third Qtr: 28.90s Fourth Qtr: 28.40s

No Horse	Plc	Margin	Time	800Time (W)	400 Time (W)
6 SCOTCH EN ICE	1	0.0m	2:01.00	56.92s (1)	28.12s (1)
9 DOCTA FEELGOOD	2	1.4m	2:01.10	56.70s (1)	27.89s (1)
4 DEVOUGED	3	3.7m	2:01.28	57.25s (0)	28.34s (0)
3 RECIPE FOR DREAMING	4	5.0m	2:01.37	57.66s (0)	28.75s (0)
2 LANCELOT BROMAC	5	8.9m	2:01.66	57.32s (0)	28.36s (0)
7 BLUES TERROR	6	10.2m	2:01.76	57.10s (0)	28.20s (1)
5 BULLDOG BRAWLER	7	15.6m	2:02.16	58.33s (1)	29.50s (1)
10 RIVERLEIGH ROCKET	8	17.8m	2:02.33	57.20s (1)	28.32s (1)
8 CALL ME KEITH	9	18.6m	2:02.39	57.58s (1)	28.72s (2)

Finish Position and metres gained from 800m



Sectionals
Powered by



Home of Australian Harness Sectionals

PJ HARNESS ANALYSER

+ RAW DATA + HORSE REPORTS + FREE FRIDAY FACEBOOK TIP



www.pjdata.com.au | admin@pjdata.com.au | www.facebook.com/PJHarnessRacing

The Racing Queensland Board (trading as Racing Queensland) and provider are not responsible for the completeness or accuracy of any of the information contained herein, and makes no representations about its suitability for any purpose.

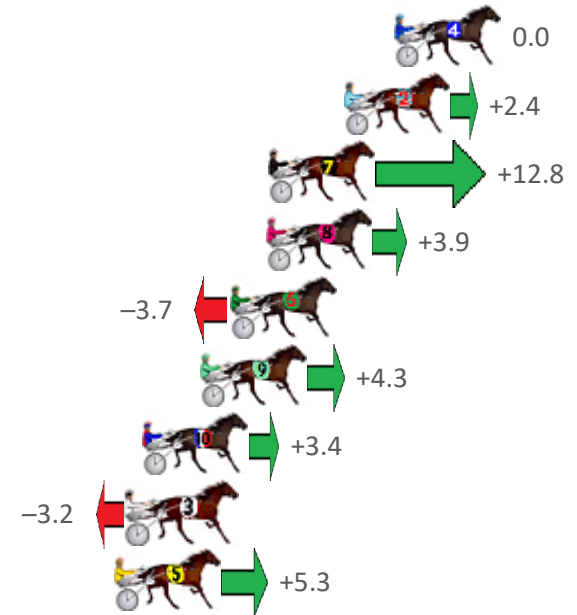
Albion Park Race 9 Distance 1660m

Tuesday, 30 November 2021

Gross Time: 1:59.50 MileRate: 1:55.80 LeadTime: 3.50s First Qtr: 28.60s Second Qtr: 30.20s Third Qtr: 28.70s Fourth Qtr: 28.50s

No Horse	Plc	Margin	Time	800Time (W)	400 Time (W)
4 MAJORCA	1	0.0m	1:59.50	57.20s (0)	28.50s (0)
2 OBI ONE	2	2.0m	1:59.65	57.03s (0)	28.30s (0)
7 KENSINGTON BILL	3	5.0m	1:59.87	56.29s (0)	27.54s (0)
8 KEAYANG MARVEN	4	5.1m	1:59.88	56.92s (0)	28.18s (0)
6 HARPS	5	6.5m	1:59.99	57.46s (1)	28.76s (1)
9 GOLIGHTLY	6	7.7m	2:00.08	56.89s (1)	28.24s (2)
10 MAJOR GENERALJUJON	7	10.0m	2:00.25	56.96s (0)	28.20s (0)
3 EH EF EL	8	10.6m	2:00.29	57.43s (1)	28.73s (1)
5 LETTERKENNY BOY	9	11.1m	2:00.33	56.82s (1)	28.17s (1)

Finish Position and metres gained from 800m



Sectionals
Powered by



Home of Australian Harness Sectionals
PJ HARNES ANALYSER

+ RAW DATA + HORSE REPORTS + FREE FRIDAY FACEBOOK TIP



www.pjdata.com.au | admin@pjdata.com.au | www.facebook.com/PJHarnessRacing

The Racing Queensland Board (trading as Racing Queensland) and provider are not responsible for the completeness or accuracy of any of the information contained herein, and makes no representations about its suitability for any purpose.