

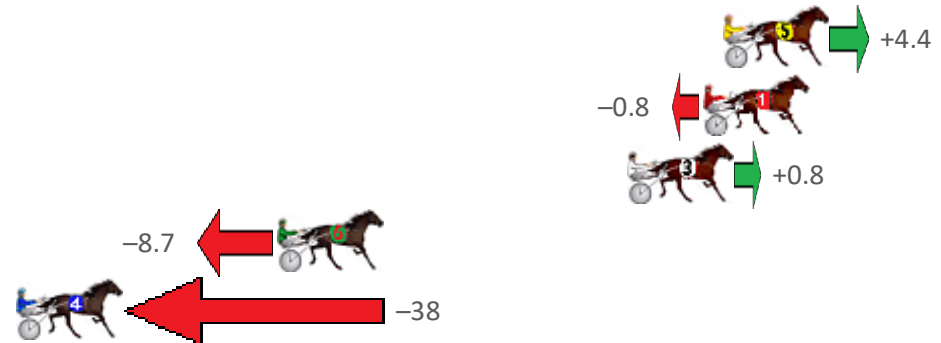
Albion Park Race 1 Distance 1660m

Thursday, 11 November 2021

Gross Time: 2:03.80 MileRate: 2:00.00 LeadTime: 3.60s First Qtr: 29.60s Second Qtr: 32.60s Third Qtr: 29.60s Fourth Qtr: 28.40s

No Horse	Plc	Margin	Time	800Time (W)	400 Time (W)
5 EUGENIEN	1	0.0m	2:03.80	57.68s (1)	28.20s (1)
1 MERGE RIGHT	2	0.8m	2:03.86	58.06s (0)	28.46s (0)
3 VODKA EN ICE	3	3.8m	2:04.08	57.94s (0)	28.37s (0)
6 DOOLITTLE DAYS	4	17.7m	2:05.12	58.63s (0)	29.03s (0)
4 TUESDAYS ROCK	5	46.4m	2:07.26	60.73s (1)	31.17s (1)

Finish Position and metres gained from 800m



Sectionals
Powered by



Home of Australian Harness Sectionals
PJ HARNESS ANALYSER

+ RAW DATA + HORSE REPORTS + FREE FRIDAY FACEBOOK TIP



www.pjdata.com.au | admin@pjdata.com.au | www.facebook.com/PJHarnessRacing

The Racing Queensland Board (trading as Racing Queensland) and provider are not responsible for the completeness or accuracy of any of the information contained herein, and makes no representations about its suitability for any purpose.

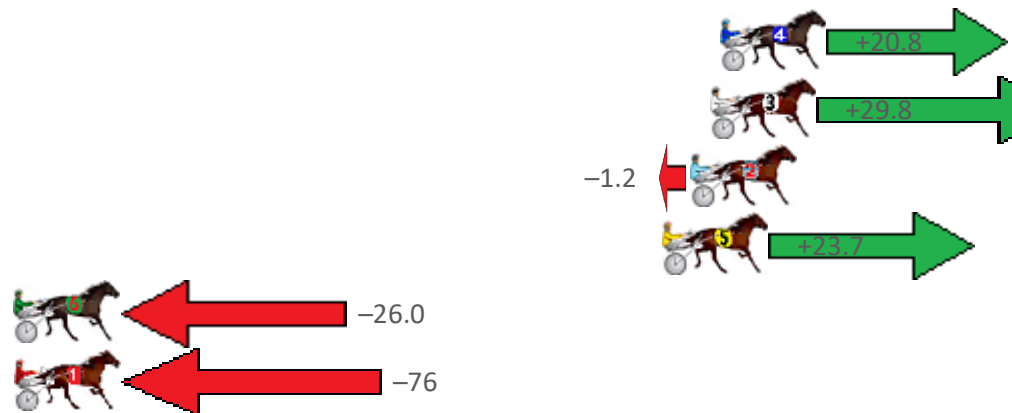
Albion Park Race 2 Distance 2138m

Thursday, 11 November 2021

Gross Time: 2:45.30 MileRate: 2:02.10 LeadTime: 41.60s First Qtr: 31.00s Second Qtr: 30.80s Third Qtr: 30.50s Fourth Qtr: 31.40s

NoHorse	Plc	Margin	Time	800Time (W)	400 Time (W)
4 SPIDERS DEVIL	1	0.0m	2:45.30	60.30s (1)	31.03s (1)
3 JUST CALL ME MOLLY	2	0.4m	2:45.33	59.61s (0)	30.23s (1)
2 AURORA	3	1.2m	2:45.40	61.99s (1)	31.49s (0)
5 MAJESTIC SPEED	4	2.3m	2:45.49	60.08s (0)	30.74s (1)
6 MISTER CHISHOLM	5	43.0m	2:48.83	63.90s (0)	33.27s (0)
1 FIRST OFFENCE	6	75.4m	2:51.49	67.69s (0)	36.18s (0)

Finish Position and metres gained from 800m



Sectionals
Powered by



Home of Australian Harness Sectionals
PJ HARNESS ANALYSER

+ RAW DATA + HORSE REPORTS + FREE FRIDAY FACEBOOK TIP













www.pjdata.com.au | admin@pjdata.com.au | www.facebook.com/PJHarnessRacing

The Racing Queensland Board (trading as Racing Queensland) and provider are not responsible for the completeness or accuracy of any of the information contained herein, and makes no representations about its suitability for any purpose.

Albion Park Race 3 Distance 1660m

Thursday, 11 November 2021

Gross Time: 1:59.00 MileRate: 1:55.40 LeadTime: 3.40s First Qtr: 28.10s Second Qtr: 31.20s Third Qtr: 28.30s Fourth Qtr: 28.00s

NoHorse	Plc	Margin	Time	800Time (W)	400 Time (W)	Finish Position and metres gained from 800m	
5 GOTTA GO MILKING	1	0.0m	1:59.00	56.30s (0)	28.00s (0)		0.0
4 LUCINDA JAMAR	2	19.1m	2:00.41	57.30s (0)	28.93s (0)		-14.3
3 THE HARRIS HAWK	3	28.1m	2:01.07	57.80s (1)	29.33s (1)		-21.5
9 TULHURST LOVER	4	29.6m	2:01.18	57.27s (1)	28.74s (2)		-13.8
2 CINDAROCKINRELLA	5	31.6m	2:01.33	57.73s (1)	28.97s (1)		-20.4
7 DUKE	6	33.6m	2:01.47	56.57s (1)	28.36s (0)		-
6 LIVING FREE	7	33.8m	2:01.49	57.74s (0)	28.82s (1)		-20.6
10 ARNOLD STREET	8	35.5m	2:01.61	57.05s (1)	28.49s (1)		-10.7
1 SOMEWHEREINHEAVEN	9	39.0m	2:01.87	58.40s (0)	29.59s (0)		-30.0
8 SHEZ NOTORIOUS	10	43.7m	2:02.22	57.94s (1)	29.41s (2)		-23.5



Sectionals
Powered by



Home of Australian Harness Sectionals

PJ HARNESS ANALYSER

+ RAW DATA + HORSE REPORTS + FREE FRIDAY FACEBOOK TIP



www.pjdata.com.au | admin@pjdata.com.au | www.facebook.com/PJHarnessRacing

The Racing Queensland Board (trading as Racing Queensland) and provider are not responsible for the completeness or accuracy of any of the information contained herein, and makes no representations about its suitability for any purpose.

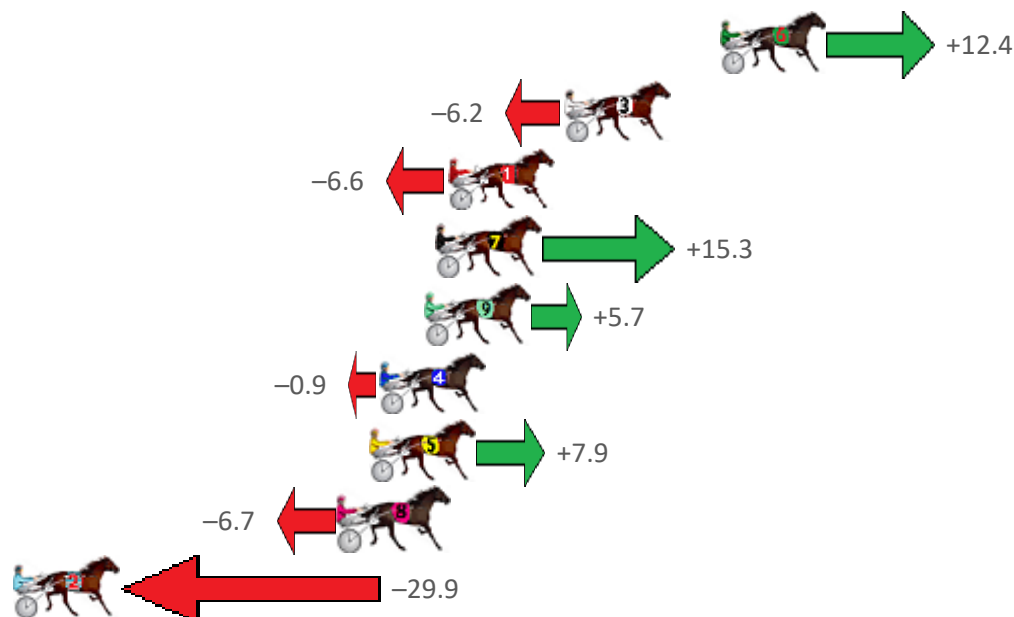
Albion Park Race 4 Distance 1660m

Thursday, 11 November 2021

Gross Time: 1:59.80 MileRate: 1:56.20 LeadTime: 3.50s First Qtr: 27.30s Second Qtr: 32.90s Third Qtr: 28.60s Fourth Qtr: 27.50s

NoHorse	Plc	Margin	Time	800Time (W)	400 Time (W)
6 SCOTTS RAIN	1	0.0m	1:59.80	55.24s (1)	27.29s (2)
3 GET READY TO ROCK	2	6.2m	2:00.25	56.53s (0)	27.92s (0)
1 SHEZ ALL STYLE	3	10.8m	2:00.58	56.56s (0)	27.95s (0)
7 HELLO ITS ME	4	11.3m	2:00.62	55.03s (1)	27.15s (1)
9 MOLLYS SECRET	5	11.7m	2:00.65	55.70s (1)	27.78s (2)
4 ASHLEE NITRO	6	13.5m	2:00.78	56.16s (0)	27.53s (0)
5 WHICH HUNT	7	13.9m	2:00.81	55.55s (1)	27.63s (1)
8 SHE OWNS THE DAY	8	15.1m	2:00.89	56.57s (0)	27.96s (0)
2 SHEZ GOT BLING	9	37.3m	2:02.50	58.19s (1)	29.74s (1)

Finish Position and metres gained from 800m



Sectionals
Powered by



Home of Australian Harness Sectionals

PJ HARNESS ANALYSER

+ RAW DATA + HORSE REPORTS + FREE FRIDAY FACEBOOK TIP



www.pjdata.com.au | admin@pjdata.com.au | www.facebook.com/PJHarnessRacing

The Racing Queensland Board (trading as Racing Queensland) and provider are not responsible for the completeness or accuracy of any of the information contained herein, and makes no representations about its suitability for any purpose.

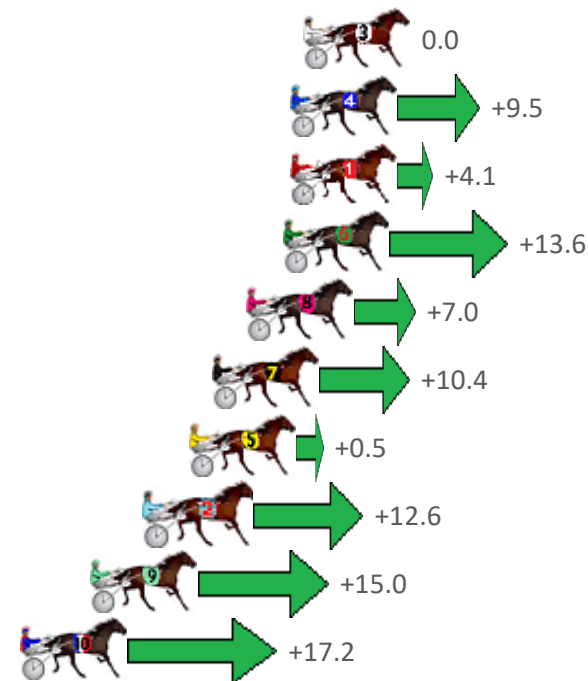
Albion Park Race 5 Distance 1660m

Thursday, 11 November 2021

Gross Time: 2:01.60 MileRate: 1:57.90 LeadTime: 3.70s First Qtr: 29.80s Second Qtr: 29.30s Third Qtr: 29.40s Fourth Qtr: 29.40s

NoHorse	Plc	Margin	Time	800Time (W)	400 Time (W)
3 MAGICOL IDEAL	1	0.0m	2:01.60	58.80s (0)	29.40s (0)
4 STUDLEIGH MARK	2	0.5m	2:01.64	58.11s (1)	29.09s (2)
1 TIMENPATIENCE	3	0.5m	2:01.64	58.50s (0)	29.10s (0)
6 PRESS STATEMENT	4	0.8m	2:01.66	57.81s (1)	28.79s (2)
8 AFTER DARN	5	2.2m	2:01.77	58.29s (0)	28.90s (0)
7 SHADYS DELIGHT	6	3.6m	2:01.88	58.04s (0)	28.84s (1)
5 ILLBEWATCHING	7	4.5m	2:01.95	58.76s (1)	29.44s (1)
2 JOEY LINCOLN	8	6.2m	2:02.08	57.88s (1)	28.86s (2)
9 THE CASUAL GOOSE	9	8.4m	2:02.25	57.70s (1)	28.80s (1)
10 MAJOR GRANDEUR	10	11.2m	2:02.46	57.54s (1)	28.61s (1)

Finish Position and metres gained from 800m



Sectionals
Powered by



Home of Australian Harness Sectionals

PJ HARNESS ANALYSER

+ RAW DATA + HORSE REPORTS + FREE FRIDAY FACEBOOK TIP



www.pjdata.com.au | admin@pjdata.com.au | www.facebook.com/PJHarnessRacing

The Racing Queensland Board (trading as Racing Queensland) and provider are not responsible for the completeness or accuracy of any of the information contained herein, and makes no representations about its suitability for any purpose.

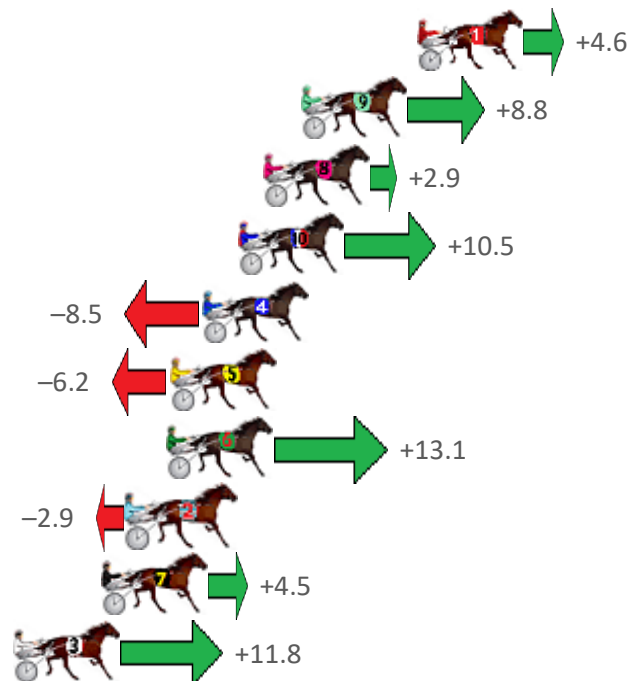
Albion Park Race 6 Distance 1660m

Thursday, 11 November 2021

Gross Time: 2:02.30 MileRate: 1:58.60 LeadTime: 3.50s First Qtr: 28.30s Second Qtr: 31.20s Third Qtr: 29.70s Fourth Qtr: 29.60s

NoHorse	Plc	Margin	Time	800Time (W)	400 Time (W)
1 ARCHILLES	1	0.0m	2:02.30	58.96s (0)	29.26s (0)
9 BUSTN FEELZ GOOD	2	4.6m	2:02.66	58.65s (1)	29.47s (2)
8 SHEREACTS	3	6.1m	2:02.77	59.09s (0)	29.37s (0)
10 BULLDOG BRAWLER	4	7.1m	2:02.85	58.53s (1)	29.30s (2)
4 ILLAWONG KIM	5	8.5m	2:02.96	59.93s (0)	30.23s (0)
5 VIEWBYTHEROCK	6	9.8m	2:03.06	59.76s (1)	30.10s (1)
6 CALL ME TRISH	7	9.9m	2:03.07	58.33s (1)	29.22s (1)
2 ZED EXPRESS	8	11.5m	2:03.19	59.51s (1)	29.89s (1)
7 JAZIAH	9	12.5m	2:03.27	58.97s (0)	29.52s (0)
3 WHATABOYJACK	10	16.0m	2:03.54	58.43s (1)	29.61s (2)

Finish Position and metres gained from 800m



Sectionals
Powered by



Home of Australian Harness Sectionals

PJ HARNESS ANALYSER

+ RAW DATA + HORSE REPORTS + FREE FRIDAY FACEBOOK TIP



www.pjdata.com.au | admin@pjdata.com.au | www.facebook.com/PJHarnessRacing

The Racing Queensland Board (trading as Racing Queensland) and provider are not responsible for the completeness or accuracy of any of the information contained herein, and makes no representations about its suitability for any purpose.

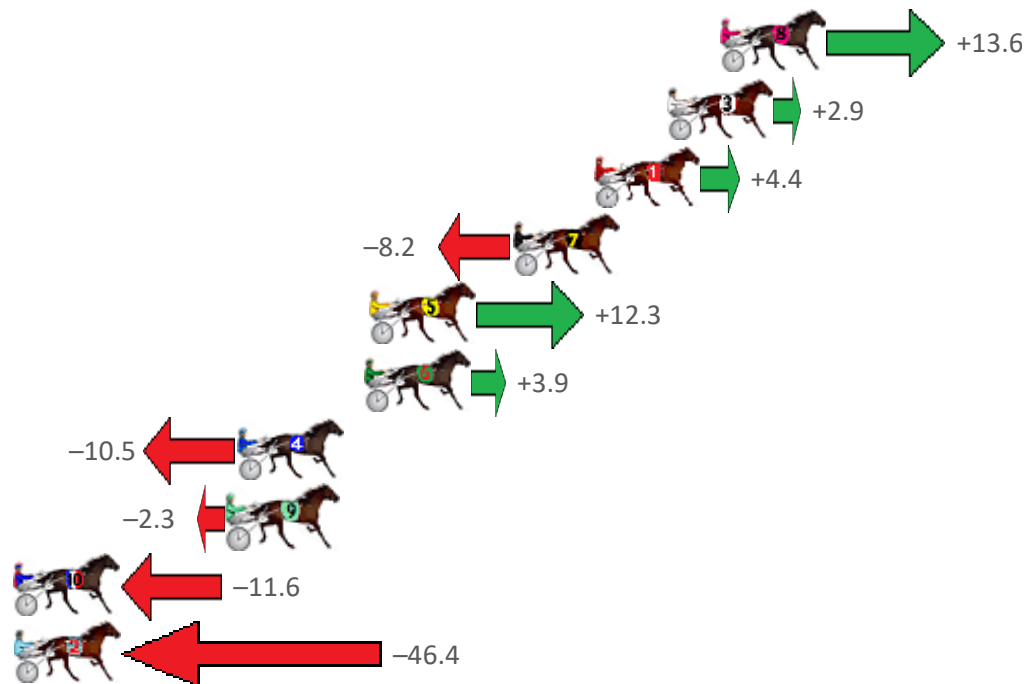
Albion Park Race 7 Distance 1660m

Thursday, 11 November 2021

Gross Time: 1:59.80 MileRate: 1:56.20 LeadTime: 3.50s First Qtr: 28.20s Second Qtr: 30.20s Third Qtr: 28.70s Fourth Qtr: 29.20s

NoHorse	Plc	Margin	Time	800Time (W)	400 Time (W)
8 MAGGIE	1	0.0m	1:59.80	56.92s (0)	28.26s (0)
3 BONNIES A ROCKIN	2	2.1m	1:59.96	57.69s (0)	29.02s (0)
1 BRILLIANT ART	3	5.0m	2:00.18	57.58s (0)	28.91s (0)
7 VALENCIA	4	8.2m	2:00.43	58.49s (0)	29.80s (0)
5 DOCTA FEELGOOD	5	13.9m	2:00.86	57.01s (1)	28.50s (2)
6 FEEL THE THUNDER	6	14.1m	2:00.88	57.62s (0)	28.92s (0)
4 METAKI MAJIC	7	19.1m	2:01.26	58.66s (1)	29.74s (1)
9 LORIMER LADY	8	19.5m	2:01.29	58.07s (1)	29.44s (1)
10 DONNY JONES	9	33.2m	2:02.34	58.73s (1)	30.20s (2)
2 ROUSEY	10	59.4m	2:04.35	61.24s (1)	31.57s (0)

Finish Position and metres gained from 800m



Sectionals
Powered by



Home of Australian Harness Sectionals
PJ HARNESS ANALYSER

+ RAW DATA + HORSE REPORTS + FREE FRIDAY FACEBOOK TIP



www.pjdata.com.au | admin@pjdata.com.au | www.facebook.com/PJHarnessRacing

The Racing Queensland Board (trading as Racing Queensland) and provider are not responsible for the completeness or accuracy of any of the information contained herein, and makes no representations about its suitability for any purpose.

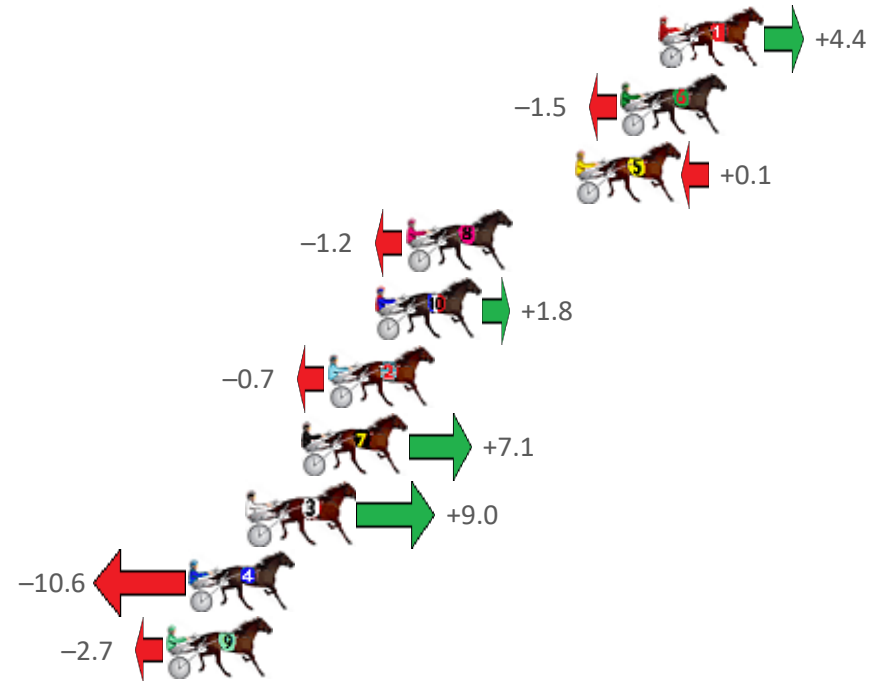
Albion Park Race 8 Distance 1660m

Thursday, 11 November 2021

Gross Time: 2:00.00 MileRate: 1:56.30 LeadTime: 3.60s First Qtr: 28.10s Second Qtr: 30.80s Third Qtr: 29.20s Fourth Qtr: 28.30s

NoHorse	Plc	Margin	Time	800Time (W)	400 Time (W)
1 SHADOW MINISTER	1	0.0m	2:00.00	57.19s (0)	28.00s (0)
6 THERESACHANCE	2	1.5m	2:00.11	57.61s (0)	28.41s (0)
5 ROLL WITH ROCKY	3	3.3m	2:00.25	57.49s (1)	28.26s (1)
8 DANCELIKEANANGEL	4	10.0m	2:00.74	57.59s (0)	28.37s (0)
10 ROYAL OBSESSION	5	11.2m	2:00.83	57.37s (0)	28.15s (0)
2 LONGUEVAL	6	13.1m	2:00.97	57.55s (1)	28.69s (2)
7 SQUARE DEALER	7	14.1m	2:01.05	56.99s (1)	27.97s (1)
3 BEACHBOY BUTCH	8	16.2m	2:01.20	56.86s (1)	27.84s (0)
4 BANGKOK BRAVADO	9	18.6m	2:01.38	58.26s (1)	28.99s (1)
9 WHOSTOLEMYPIGEON	10	19.5m	2:01.45	57.69s (1)	28.66s (1)

Finish Position and metres gained from 800m



Sectionals
Powered by



Home of Australian Harness Sectionals
PJ HARNESS ANALYSER

+ RAW DATA + HORSE REPORTS + FREE FRIDAY FACEBOOK TIP



www.pjdata.com.au | admin@pjdata.com.au | www.facebook.com/PJHarnessRacing

The Racing Queensland Board (trading as Racing Queensland) and provider are not responsible for the completeness or accuracy of any of the information contained herein, and makes no representations about its suitability for any purpose.

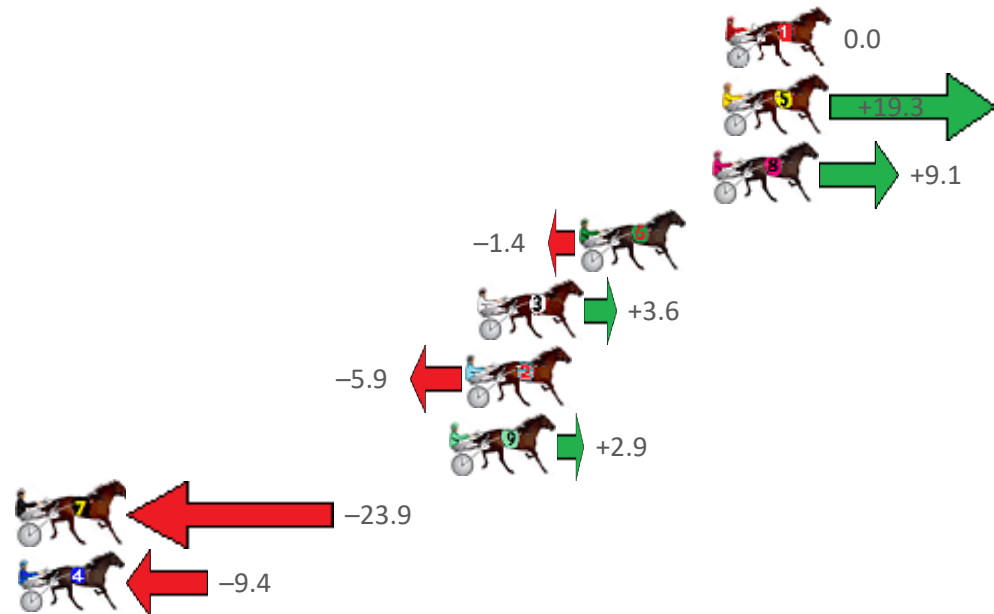
Albion Park Race 9 Distance 1660m

Thursday, 11 November 2021

Gross Time: 2:00.00 MileRate: 1:56.30 LeadTime: 3.50s First Qtr: 26.90s Second Qtr: 30.50s Third Qtr: 28.70s Fourth Qtr: 30.40s

NoHorse	Plc	Margin	Time	800Time (W)	400 Time (W)
1 COLONEL JOY	1	0.0m	2:00.00	59.10s (0)	30.40s (0)
5 COMMODORE JUJON	2	0.1m	2:00.01	57.68s (1)	29.68s (2)
8 ANOTHER STATEMENT	3	0.5m	2:00.04	58.43s (0)	29.64s (0)
6 LIAM NEIL	4	5.8m	2:00.46	59.20s (1)	30.57s (1)
3 JUDDY DOUGLAS	5	9.8m	2:00.78	58.84s (1)	30.79s (2)
2 NOTORIOUS	6	10.3m	2:00.82	59.53s (0)	30.76s (0)
9 WE SALUTE YOU	7	10.9m	2:00.87	58.89s (0)	30.12s (2)
7 SOME EXCUSESOMEW	8	33.1m	2:02.63	60.86s (1)	32.02s (1)
4 OUR BONDI BEACH	9	33.6m	2:02.67	59.79s (1)	31.50s (2)

Finish Position and metres gained from 800m



Sectionals
Powered by



Home of Australian Harness Sectionals
PJ HARNESS ANALYSER

+ RAW DATA + HORSE REPORTS + FREE FRIDAY FACEBOOK TIP



www.pjdata.com.au | admin@pjdata.com.au | www.facebook.com/PJHarnessRacing

The Racing Queensland Board (trading as Racing Queensland) and provider are not responsible for the completeness or accuracy of any of the information contained herein, and makes no representations about its suitability for any purpose.

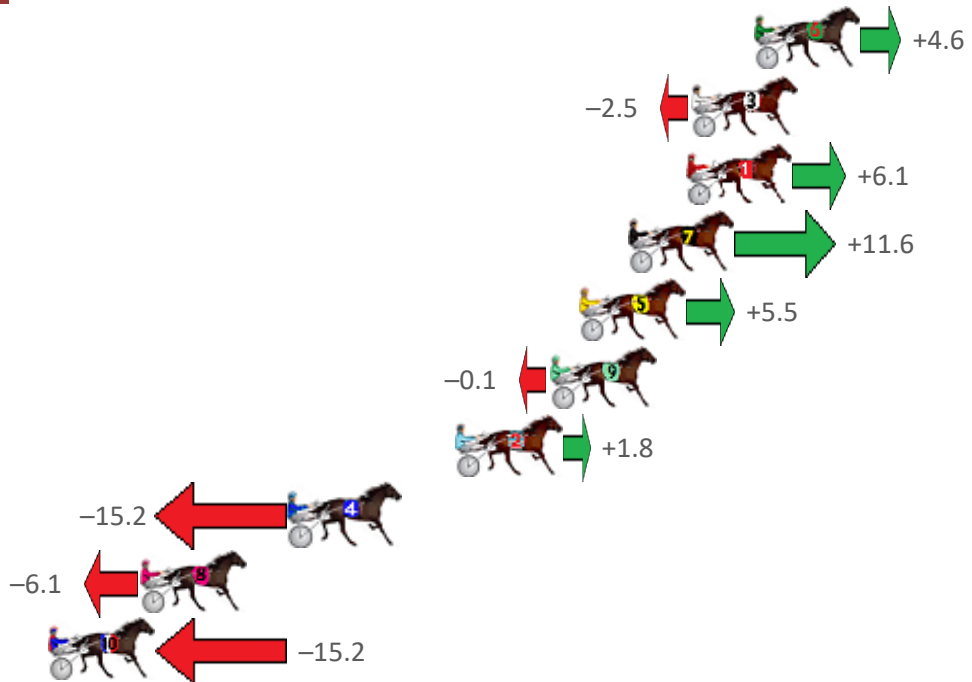
Albion Park Race 10 Distance 1660m

Thursday, 11 November 2021

Gross Time: 2:00.90 MileRate: 1:57.20 LeadTime: 3.70s First Qtr: 28.20s Second Qtr: 30.30s Third Qtr: 29.90s Fourth Qtr: 28.80s

NoHorse	Plc	Margin	Time	800Time (W)	400 Time (W)
6 BONNIES CAM	1	0.0m	2:00.90	58.36s (0)	28.47s (0)
3 A WHOLE LOTTA ROSIE	2	2.5m	2:01.09	58.88s (0)	28.98s (0)
1 LEITHEN BURN	3	2.7m	2:01.10	58.25s (0)	28.36s (0)
7 TORO DELAGO	4	5.0m	2:01.28	57.85s (1)	28.63s (2)
5 LAVAZZA	5	6.9m	2:01.42	58.30s (1)	28.48s (1)
9 SCHEU CREEK	6	8.1m	2:01.51	58.71s (1)	28.95s (1)
2 RAANI	7	11.8m	2:01.79	58.57s (0)	28.66s (0)
4 FAIRIESDELIGHT	8	18.4m	2:02.29	59.81s (1)	30.03s (1)
8 SUGARKANE	9	24.3m	2:02.74	59.15s (0)	29.22s (1)
10 PHILADELPHIA FREEDO	10	40.2m	2:03.94	59.81s (0)	30.36s (2)

Finish Position and metres gained from 800m



Sectionals
Powered by



Home of Australian Harness Sectionals
PJ HARNESS ANALYSER

+ RAW DATA + HORSE REPORTS + FREE FRIDAY FACEBOOK TIP



www.pjdata.com.au | admin@pjdata.com.au | www.facebook.com/PJHarnessRacing

The Racing Queensland Board (trading as Racing Queensland) and provider are not responsible for the completeness or accuracy of any of the information contained herein, and makes no representations about its suitability for any purpose.