

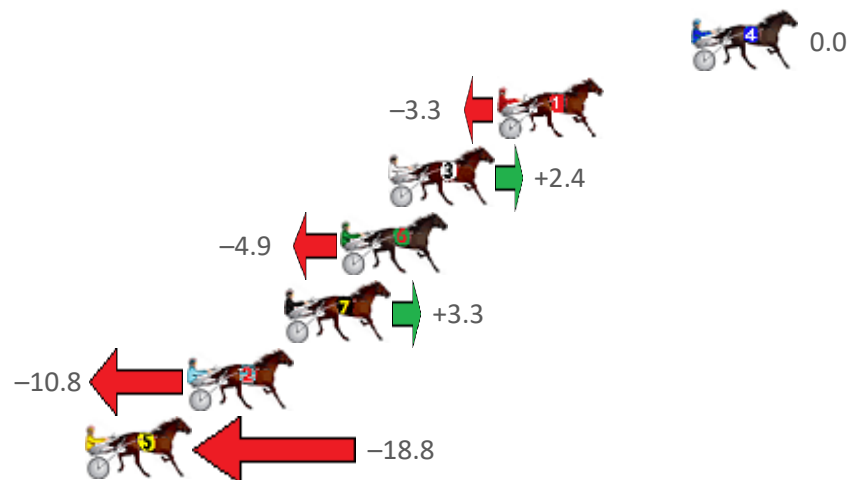
# Albion Park Race 1 Distance 1660m

Tuesday, 9 November 2021

Gross Time: 2:01.80 MileRate: 1:58.00 LeadTime: 3.40s First Qtr: 29.00s Second Qtr: 31.70s Third Qtr: 28.40s Fourth Qtr: 29.30s

NoHorse	Plc	Margin	Time	800Time (W)	400 Time (W)
4 WOODLANDS WONDER	1	0.0m	2:01.80	57.70s (0)	29.30s (0)
1 STEEVEN	2	7.7m	2:02.39	57.94s (0)	29.38s (0)
3 WHATELEY	3	12.0m	2:02.72	57.53s (1)	28.88s (2)
6 GO AWAY	4	13.9m	2:02.87	58.05s (0)	29.41s (0)
7 BRISKET	5	16.1m	2:03.04	57.46s (1)	28.86s (1)
2 HURRIKANE SPECIAL	6	20.0m	2:03.34	58.47s (1)	29.90s (2)
5 SIR SEMPER FIDELIS	7	24.0m	2:03.64	59.05s (1)	30.31s (1)

Finish Position and metres gained from 800m



Sectionals  
Powered by



Home of Australian Harness Sectionals

PJ HARNESS ANALYSER

+ RAW DATA + HORSE REPORTS + FREE FRIDAY FACEBOOK TIP



www.pjdata.com.au | admin@pjdata.com.au | www.facebook.com/PJHarnessRacing

The Racing Queensland Board (trading as Racing Queensland) and provider are not responsible for the completeness or accuracy of any of the information contained herein, and makes no representations about its suitability for any purpose.

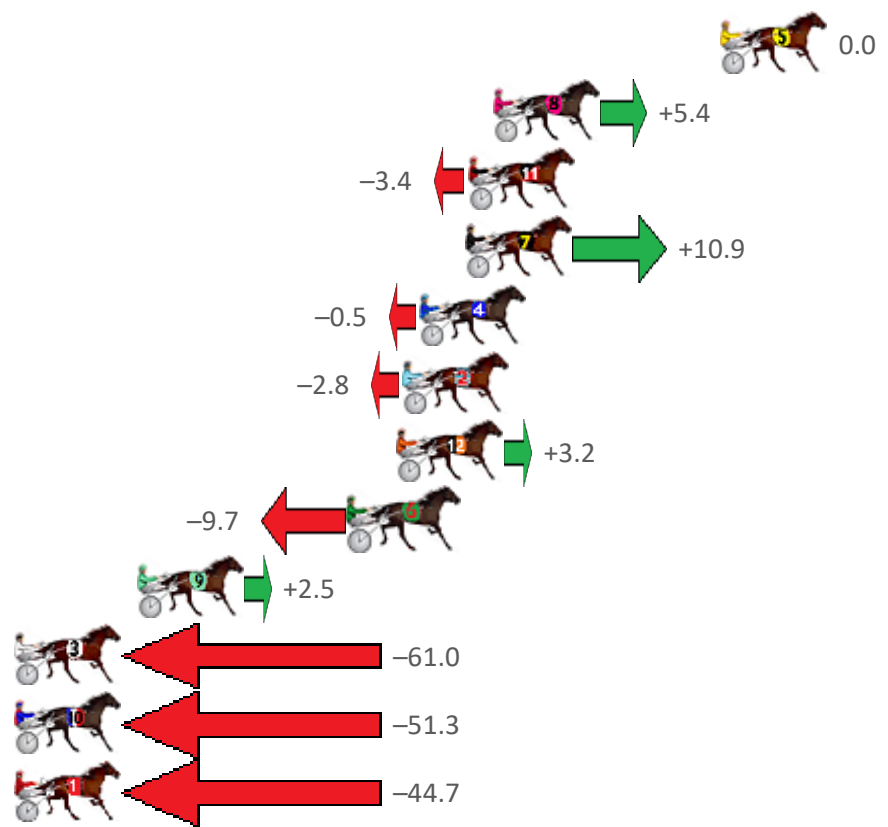
# Albion Park Race 2 Distance 2138m

Tuesday, 9 November 2021

Gross Time: 2:41.60 MileRate: 2:01.10 LeadTime: 41.60s First Qtr: 30.30s Second Qtr: 30.90s Third Qtr: 28.70s Fourth Qtr: 30.10s

NoHorse	Plc	Margin	Time	800Time (W)	400 Time (W)
5 HELLO JOLENE JOLENE	1	0.0m	2:41.60	58.80s (0)	30.10s (0)
8 MELPARK MAGIC	2	9.0m	2:42.31	58.41s (0)	29.85s (1)
11 IM THE COMMANDO	3	10.0m	2:42.39	59.05s (1)	30.26s (1)
7 FATHER CHRISTMAS	4	10.1m	2:42.40	58.00s (1)	29.49s (1)
4 CHASING GREAT	5	11.9m	2:42.54	58.84s (1)	30.18s (2)
2 DOWN UNDER RORS	6	12.6m	2:42.59	59.00s (0)	30.19s (0)
12 PRINCESS FAITH	7	12.8m	2:42.61	58.57s (1)	29.92s (2)
6 JANSSON	8	14.7m	2:42.76	59.51s (0)	30.71s (0)
9 IVEGOTBILLS	9	23.1m	2:43.42	58.62s (1)	30.30s (2)
3 EYRE I GO	10	63.2m	2:46.58	63.26s (1)	34.57s (1)
10 MINNIE BOW TIQUE	11	111.3m	2:50.37	62.55s (0)	32.82s (0)
1 KAPAI	12	114.7m	2:50.64	62.07s (0)	32.70s (0)

Finish Position and metres gained from 800m



Sectionals  
Powered by



Home of Australian Harness Sectionals

**PJ HARNESS ANALYSER**

+ RAW DATA + HORSE REPORTS + FREE FRIDAY FACEBOOK TIP



[www.pjdata.com.au](http://www.pjdata.com.au) | [admin@pjdata.com.au](mailto:admin@pjdata.com.au) | [www.facebook.com/PJHarnessRacing](https://www.facebook.com/PJHarnessRacing)

The Racing Queensland Board (trading as Racing Queensland) and provider are not responsible for the completeness or accuracy of any of the information contained herein, and makes no representations about its suitability for any purpose.

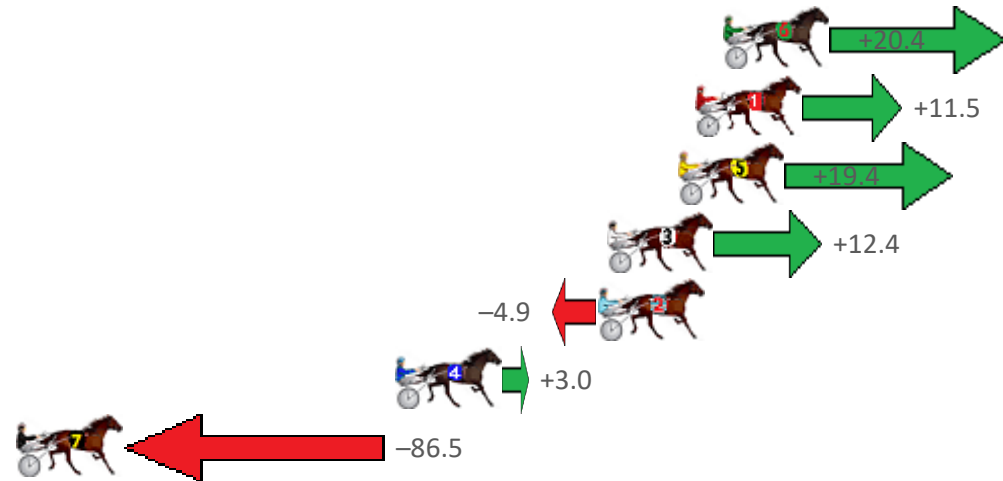
# Albion Park Race 3 Distance 1660m

Tuesday, 9 November 2021

Gross Time: 1:57.80 MileRate: 1:54.20 LeadTime: 3.40s First Qtr: 27.40s Second Qtr: 29.90s Third Qtr: 28.20s Fourth Qtr: 28.90s

NoHorse	Plc	Margin	Time	800Time (W)	400 Time (W)
6 OUR MAJOR DAY	1	0.0m	1:57.80	55.65s (1)	28.14s (2)
1 GOLIGHTLY	2	1.1m	1:57.88	56.28s (0)	28.62s (0)
5 BOHANNAN	3	1.8m	1:57.94	55.72s (0)	27.84s (1)
3 BEE GEES BANDIT	4	4.6m	1:58.15	56.22s (0)	28.40s (0)
2 AT WEST POINT	5	4.9m	1:58.17	57.45s (0)	29.25s (0)
4 JUMPING JACK JIMMY	6	13.0m	1:58.79	56.89s (1)	29.10s (1)
7 NURBURGRING	7	112.3m	2:06.32	63.24s (1)	33.74s (0)

Finish Position and metres gained from 800m



Sectionals  
Powered by



Home of Australian Harness Sectionals  
**PJ HARNESS ANALYSER**

+ RAW DATA + HORSE REPORTS + FREE FRIDAY FACEBOOK TIP



[www.pjdata.com.au](http://www.pjdata.com.au) | [admin@pjdata.com.au](mailto:admin@pjdata.com.au) | [www.facebook.com/PJHarnessRacing](https://www.facebook.com/PJHarnessRacing)

The Racing Queensland Board (trading as Racing Queensland) and provider are not responsible for the completeness or accuracy of any of the information contained herein, and makes no representations about its suitability for any purpose.

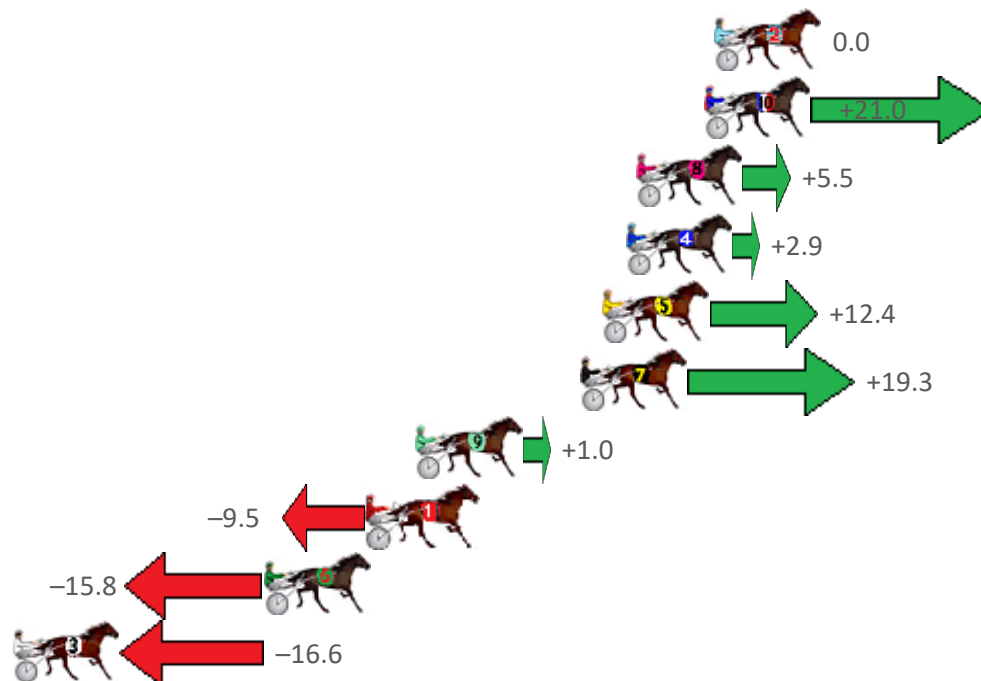
# Albion Park Race 4 Distance 1660m

Tuesday, 9 November 2021

Gross Time: 2:01.10 MileRate: 1:57.40 LeadTime: 3.50s First Qtr: 27.80s Second Qtr: 30.40s Third Qtr: 29.40s Fourth Qtr: 30.00s

NoHorse	Plc	Margin	Time	800Time (W)	400 Time (W)
2 SIGNOR JUJON	1	0.0m	2:01.10	59.40s (0)	30.00s (0)
10 FORTES IN FIDE	2	0.4m	2:01.13	57.85s (1)	28.79s (2)
8 GOALKICKER	3	3.1m	2:01.34	58.99s (0)	29.59s (0)
4 MOTU AMETHYST	4	3.5m	2:01.38	59.19s (1)	29.87s (2)
5 CHUMP CHOP	5	4.4m	2:01.45	58.48s (1)	29.45s (2)
7 TRIOLI	6	5.3m	2:01.52	57.97s (0)	29.05s (1)
9 NIKALONG HENRY	7	11.8m	2:02.03	59.33s (0)	29.93s (0)
1 LEFT IN THE WIND	8	13.7m	2:02.18	60.10s (0)	30.69s (0)
6 IMFEELINGIT	9	17.8m	2:02.50	60.57s (1)	31.03s (1)
3 CEST LA CLASSE	10	27.8m	2:03.28	60.63s (1)	31.10s (1)

Finish Position and metres gained from 800m



Sectionals  
Powered by



Home of Australian Harness Sectionals

**PJ HARNESS ANALYSER**

+ RAW DATA + HORSE REPORTS + FREE FRIDAY FACEBOOK TIP



[www.pjdata.com.au](http://www.pjdata.com.au) | [admin@pjdata.com.au](mailto:admin@pjdata.com.au) | [www.facebook.com/PJHarnessRacing](https://www.facebook.com/PJHarnessRacing)

The Racing Queensland Board (trading as Racing Queensland) and provider are not responsible for the completeness or accuracy of any of the information contained herein, and makes no representations about its suitability for any purpose.

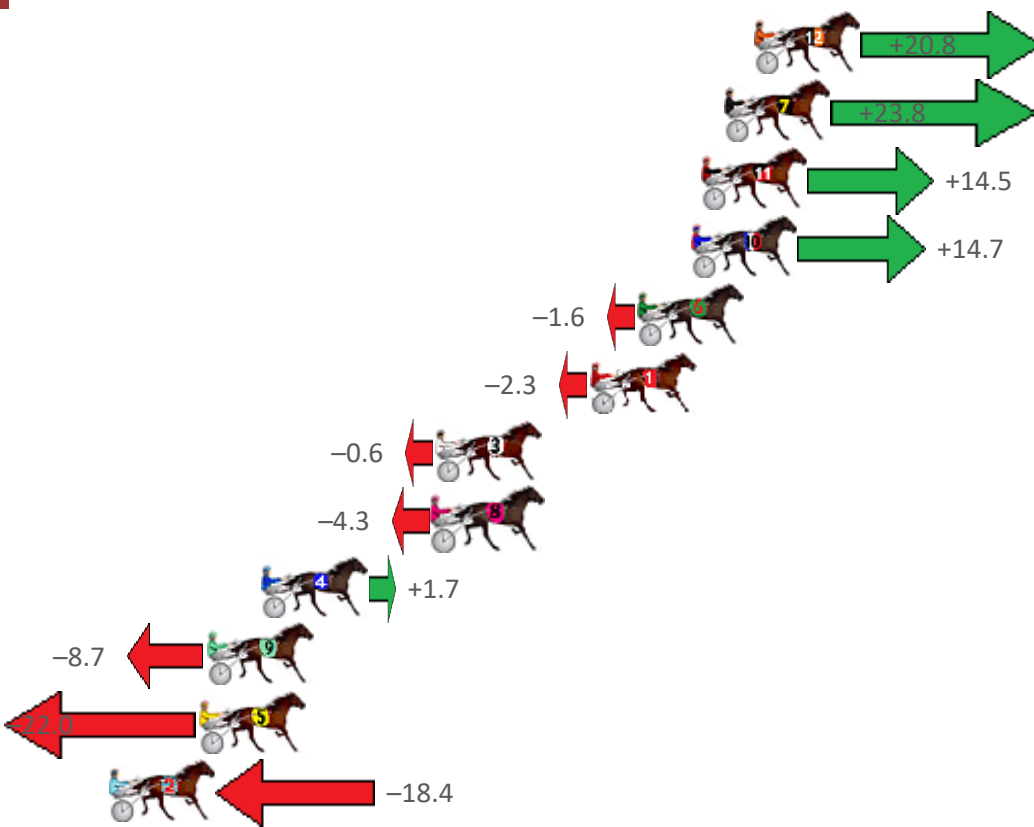
# Albion Park Race 5 Distance 2138m

Tuesday, 9 November 2021

Gross Time: 2:36.80 MileRate: 1:58.00 LeadTime: 37.20s First Qtr: 29.90s Second Qtr: 31.00s Third Qtr: 29.00s Fourth Qtr: 29.70s

NoHorse	Plc	Margin	Time	800Time (W)	400 Time (W)
12 ROCKINDOWNUNDER	1	0.0m	2:36.80	57.18s (2)	29.15s (2)
7 LANCELOT BROMAC	2	1.2m	2:36.89	56.96s (2)	28.87s (2)
11 DEVOUGED	3	2.1m	2:36.96	57.64s (2)	29.83s (2)
10 GOSLING IN FLIGHT	4	2.5m	2:36.99	57.63s (0)	28.44s (1)
6 FIREHOUSE	5	4.6m	2:37.16	58.82s (1)	30.04s (1)
1 MOLLIESMARYELLE	6	6.5m	2:37.31	58.87s (0)	29.77s (0)
3 SUNNY RICE	7	12.6m	2:37.78	58.74s (1)	29.91s (1)
8 LIFEINHEAVEN	8	12.7m	2:37.79	59.01s (0)	29.91s (0)
4 GLITTER STRIP	9	19.5m	2:38.32	58.58s (1)	30.05s (1)
9 HIT THE TRACK	10	21.7m	2:38.49	59.33s (0)	30.24s (0)
5 HAWTHORNDEN HUNK	11	22.0m	2:38.51	60.31s (0)	31.24s (0)
2 TRUE STEPPER	12	25.6m	2:38.79	60.04s (1)	31.22s (1)

Finish Position and metres gained from 800m



Sectionals  
Powered by



Home of Australian Harness Sectionals  
**PJ HARNESS ANALYSER**

+ RAW DATA + HORSE REPORTS + FREE FRIDAY FACEBOOK TIP



[www.pjdata.com.au](http://www.pjdata.com.au) | [admin@pjdata.com.au](mailto:admin@pjdata.com.au) | [www.facebook.com/PJHarnessRacing](https://www.facebook.com/PJHarnessRacing)

The Racing Queensland Board (trading as Racing Queensland) and provider are not responsible for the completeness or accuracy of any of the information contained herein, and makes no representations about its suitability for any purpose.

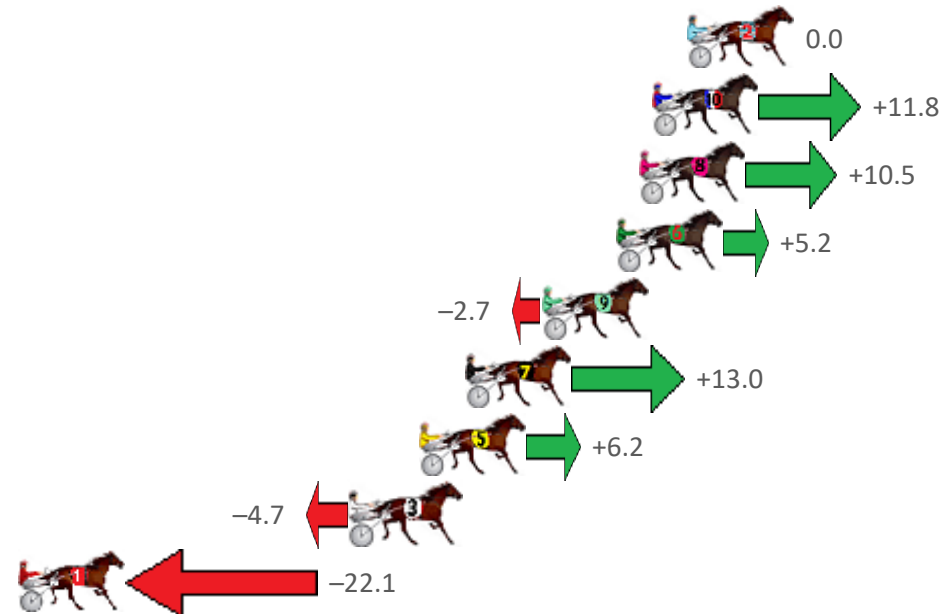
# Albion Park Race 6 Distance 1660m

Tuesday, 9 November 2021

Gross Time: 1:59.70 MileRate: 1:56.00 LeadTime: 3.50s First Qtr: 28.20s Second Qtr: 31.60s Third Qtr: 28.00s Fourth Qtr: 28.40s

NoHorse	Plc	Margin	Time	800Time (W)	400 Time (W)
2 ONE LAST ROLL	1	0.0m	1:59.70	56.40s (0)	28.39s (0)
10 NO DOUBT	2	1.4m	1:59.80	55.57s (0)	27.78s (1)
8 CONGO LINE	3	1.9m	1:59.84	55.66s (1)	28.28s (2)
6 REMEMBER ME NOW	4	2.8m	1:59.91	56.04s (1)	28.22s (1)
9 LORD DIGBY	5	5.7m	2:00.13	56.59s (1)	28.80s (1)
7 ROCKSLIDE	6	8.8m	2:00.36	55.49s (1)	27.67s (2)
5 RECIPE FOR DREAMING	7	10.6m	2:00.49	55.97s (1)	28.13s (2)
3 PRECIOUS CULLEN	8	13.3m	2:00.69	56.73s (0)	28.27s (1)
1 HUNZA VALLEY	9	26.5m	2:01.68	57.95s (0)	29.61s (0)

Finish Position and metres gained from 800m



Sectionals  
Powered by



Home of Australian Harness Sectionals  
**PJ HARNESS ANALYSER**

+ RAW DATA + HORSE REPORTS + FREE FRIDAY FACEBOOK TIP



[www.pjdata.com.au](http://www.pjdata.com.au) | [admin@pjdata.com.au](mailto:admin@pjdata.com.au) | [www.facebook.com/PJHarnessRacing](https://www.facebook.com/PJHarnessRacing)

The Racing Queensland Board (trading as Racing Queensland) and provider are not responsible for the completeness or accuracy of any of the information contained herein, and makes no representations about its suitability for any purpose.

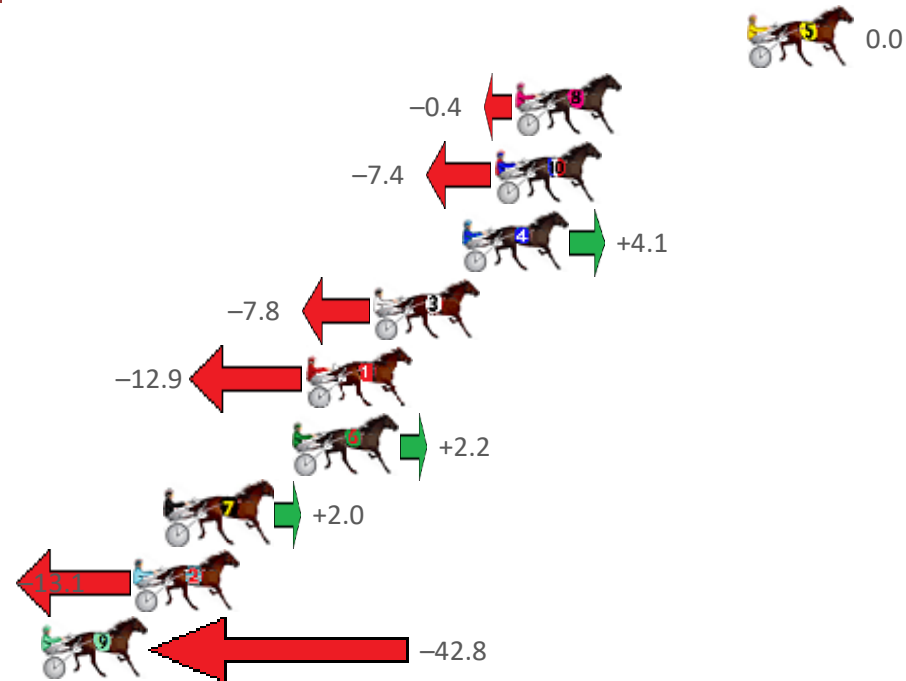
# Albion Park Race 7 Distance 1660m

Tuesday, 9 November 2021

Gross Time: 1:57.70 MileRate: 1:54.10 LeadTime: 3.30s First Qtr: 28.00s Second Qtr: 30.80s Third Qtr: 27.30s Fourth Qtr: 28.30s

NoHorse	Plc	Margin	Time	800Time (W)	400 Time (W)
5 EL AGUILA	1	0.0m	1:57.70	55.60s (0)	28.30s (0)
8 OBI ONE	2	9.2m	1:58.38	55.63s (0)	28.02s (1)
10 YEP GOT CHOOKS	3	10.0m	1:58.44	56.11s (1)	28.83s (1)
4 B MAC C	4	11.3m	1:58.54	55.32s (1)	27.45s (1)
3 THE IDEAL DANCER	5	14.8m	1:58.80	56.14s (1)	28.72s (1)
1 BLUE IVY	6	17.5m	1:59.00	56.49s (0)	28.95s (0)
6 ARTFUL MAID	7	18.0m	1:59.04	55.45s (1)	27.57s (1)
7 KINGOFTHESTARS	8	23.0m	1:59.41	55.46s (1)	27.44s (1)
2 OYSTER STRIDE	9	24.3m	1:59.51	56.51s (1)	28.46s (0)
9 KATAMACH	10	56.4m	2:01.89	58.56s (0)	30.09s (0)

Finish Position and metres gained from 800m



Sectionals  
Powered by



Home of Australian Harness Sectionals

PJ HARNESS ANALYSER

+ RAW DATA + HORSE REPORTS + FREE FRIDAY FACEBOOK TIP



www.pjdata.com.au | admin@pjdata.com.au | www.facebook.com/PJHarnessRacing

The Racing Queensland Board (trading as Racing Queensland) and provider are not responsible for the completeness or accuracy of any of the information contained herein, and makes no representations about its suitability for any purpose.


# Albion Park Race 8 Distance 1660m

Tuesday, 9 November 2021

Gross Time: 1:57.60 MileRate: 1:54.00 LeadTime: 3.50s First Qtr: 27.30s Second Qtr: 30.50s Third Qtr: 28.90s Fourth Qtr: 27.40s

NoHorse	Plc	Margin	Time	800Time (W)	400 Time (W)
5 HANDSOME HERO	1	0.0m	1:57.60	54.87s (2)	27.14s (2)
10 WATCH PULP FICTION	2	1.1m	1:57.68	55.27s (2)	27.46s (1)
2 JUMPING JOLT	3	2.7m	1:57.79	56.17s (0)	27.26s (0)
3 BEAU CISHLOM	4	3.7m	1:57.87	56.56s (0)	27.65s (0)
6 JONAH JONES	5	5.5m	1:58.00	56.32s (1)	27.34s (1)
1 SO KOOL MASTER	6	8.1m	1:58.18	56.24s (0)	27.26s (0)
4 STOMPPEM	7	8.6m	1:58.22	56.26s (1)	27.25s (1)
8 TULHURST ACE	8	9.8m	1:58.31	56.02s (0)	27.05s (0)
7 LEOS BEST	9	11.5m	1:58.43	55.37s (1)	27.03s (1)
9 VINNY CHASE	10	11.9m	1:58.46	56.20s (1)	27.23s (2)

Finish Position and metres gained from 800m



Sectionals  
Powered by



Home of Australian Harness Sectionals

PJ HARNESS ANALYSER

+ RAW DATA + HORSE REPORTS + FREE FRIDAY FACEBOOK TIP



www.pjdata.com.au | admin@pjdata.com.au | www.facebook.com/PJHarnessRacing

The Racing Queensland Board (trading as Racing Queensland) and provider are not responsible for the completeness or accuracy of any of the information contained herein, and makes no representations about its suitability for any purpose.