











Albion Park Race 1 Distance 2138m

Saturday, 30 October 2021

Gross Time: 2:33.60 MileRate: 1:55.60 LeadTime: 38.30s First Qtr: 28.80s Second Qtr: 29.30s Third Qtr: 30.30s Fourth Qtr: 26.90s

NoHorse	Plc	Margin	Time	800Time (W)	400 Time (W)		Finish Position and metres gained from 800m
11 MACH DA VINCI	1	0.0m	2:33.60	57.20s (0)	26.90s (0)		 0.0
3 MAJOR FERNCO	2	19.6m	2:34.99	58.29s (0)	27.90s (0)	-15.4	 ← -15.4
1 KASH US BACK	3	23.9m	2:35.29	58.29s (0)	27.91s (0)	-15.3	 ← -15.3
10 L L COOL J	4	28.2m	2:35.60	58.91s (1)	28.55s (1)	-24.0	 ← -24.0
6 ROCKNROLL ICON	5	29.8m	2:35.71	58.10s (0)	27.74s (1)	-12.6	 ← -12.6
12 VIRGIL	6	29.9m	2:35.72	58.05s (1)	28.42s (2)	-11.9	 ← -11.9
8 SQUIRE	7	30.4m	2:35.75	58.45s (0)	28.05s (0)	-17.6	 ← -17.6
5 FEELINGFORARAINBOW	8	36.2m	2:36.17	58.14s (1)	28.14s (2)	-13.2	 ← -13.2
2 KINGOFTHESTARS	9	37.0m	2:36.22	58.86s (1)	28.56s (1)	-23.4	 ← -23.4
7 JERADAS DELIGHT	10	37.8m	2:36.28	59.25s (1)	28.92s (1)	-28.8	 ← -28.8



Sectionals
Powered by



Home of Australian Harness Sectionals

PJ HARNESS ANALYSER

+ RAW DATA + HORSE REPORTS + FREE FRIDAY FACEBOOK TIP



www.pjdata.com.au | admin@pjdata.com.au | www.facebook.com/PJHarnessRacing

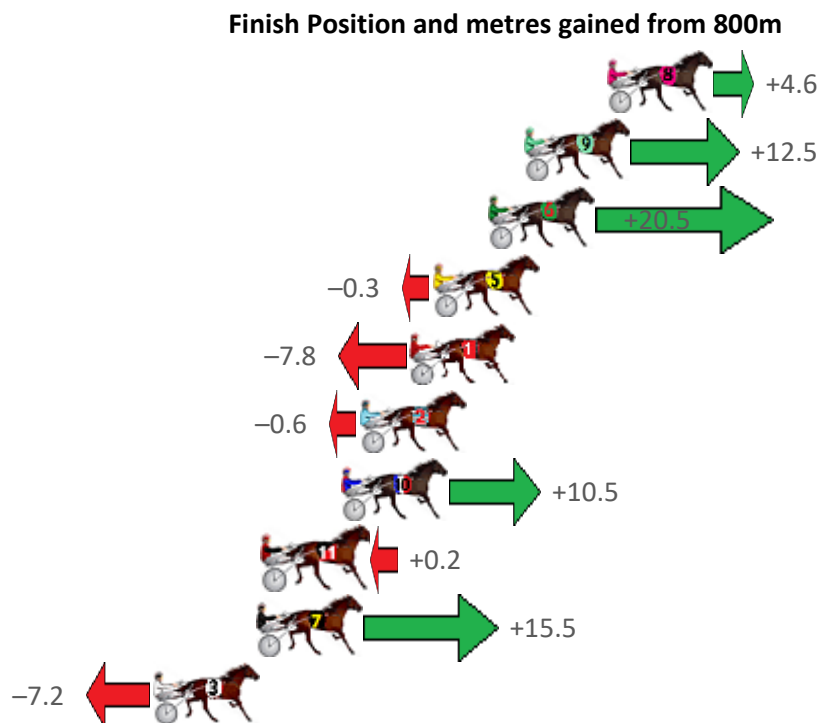
The Racing Queensland Board (trading as Racing Queensland) and provider are not responsible for the completeness or accuracy of any of the information contained herein, and makes no representations about its suitability for any purpose.

Albion Park Race 2 Distance 2138m

Saturday, 30 October 2021

Gross Time: 2:37.10 MileRate: 1:58.30 LeadTime: 38.20s First Qtr: 31.80s Second Qtr: 29.60s Third Qtr: 28.00s Fourth Qtr: 29.50s

NoHorse	Plc	Margin	Time	800Time (W)	400 Time (W)
8 CRAZY SHIPPO	1	0.0m	2:37.10	57.17s (0)	29.19s (0)
9 HERBS HERO	2	3.3m	2:37.36	56.61s (1)	29.21s (2)
6 JILLIBY JACKPOT	3	4.7m	2:37.46	56.03s (1)	28.50s (2)
5 BALDUCCI	4	6.9m	2:37.63	57.52s (1)	29.70s (1)
1 MEGA STAR	5	7.8m	2:37.70	58.06s (0)	30.07s (0)
2 VOODOO FELLA	6	9.8m	2:37.86	57.54s (0)	29.59s (0)
10 ONE LAST ROLL	7	10.5m	2:37.91	56.75s (1)	29.23s (2)
11 CALVERT HOT SHOT	8	13.6m	2:38.15	57.49s (0)	29.56s (0)
7 CHANCELESS CENTURY	9	13.9m	2:38.18	56.39s (1)	29.24s (1)
3 LETSGOTOTHEHOP	10	18.0m	2:38.49	58.01s (1)	30.13s (1)



Sectionals
Powered by



Home of Australian Harness Sectionals

PJ HARNESS ANALYSER

+ RAW DATA + HORSE REPORTS + FREE FRIDAY FACEBOOK TIP



www.pjdata.com.au | admin@pjdata.com.au | www.facebook.com/PJHarnessRacing

The Racing Queensland Board (trading as Racing Queensland) and provider are not responsible for the completeness or accuracy of any of the information contained herein, and makes no representations about its suitability for any purpose.

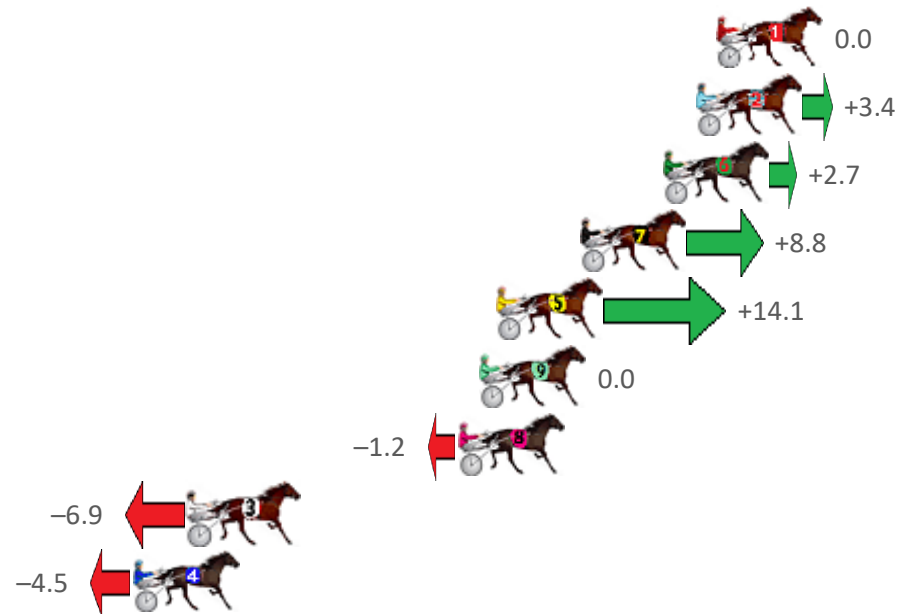
Albion Park Race 3 Distance 1660m

Saturday, 30 October 2021

Gross Time: 1:58.00 MileRate: 1:54.40 LeadTime: 3.50s First Qtr: 28.10s Second Qtr: 31.30s Third Qtr: 27.90s Fourth Qtr: 27.20s

NoHorse	Plc	Margin	Time	800Time (W)	400 Time (W)
1 BLACKSADANCE	1	0.0m	1:58.00	55.10s (0)	27.20s (0)
2 COLT THIRTY ONE	2	0.8m	1:58.06	54.87s (0)	26.97s (0)
6 MAKE MINE MEMPHIS	3	2.1m	1:58.15	54.92s (1)	27.04s (1)
7 SCARLET BABE	4	5.4m	1:58.39	54.50s (0)	26.55s (1)
5 SPEECH IS SILVER	5	8.7m	1:58.62	54.13s (1)	26.50s (0)
9 KANENA PROVLIMA	6	9.4m	1:58.67	55.10s (1)	27.17s (1)
8 REPLACED EYE	7	10.2m	1:58.73	55.18s (0)	27.21s (0)
3 LILAC FLASH	8	20.9m	1:59.50	55.57s (1)	27.31s (1)
4 ROCK WITH SAM	9	23.1m	1:59.65	55.41s (1)	27.46s (2)

Finish Position and metres gained from 800m



Sectionals
Powered by



Home of Australian Harness Sectionals
PJ HARNESS ANALYSER

+ RAW DATA + HORSE REPORTS + FREE FRIDAY FACEBOOK TIP



www.pjdata.com.au | admin@pjdata.com.au | www.facebook.com/PJHarnessRacing

The Racing Queensland Board (trading as Racing Queensland) and provider are not responsible for the completeness or accuracy of any of the information contained herein, and makes no representations about its suitability for any purpose.

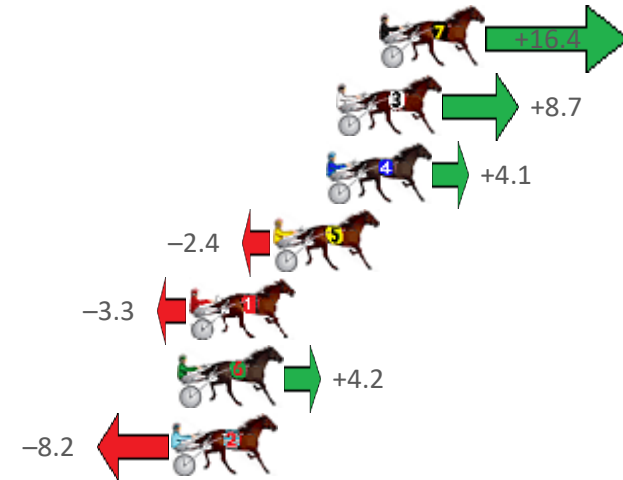
Albion Park Race 4 Distance 2138m

Saturday, 30 October 2021

Gross Time: 2:37.70 MileRate: 1:58.70 LeadTime: 39.20s First Qtr: 29.60s Second Qtr: 31.40s Third Qtr: 28.40s Fourth Qtr: 29.10s

NoHorse	Plc	Margin	Time	800Time (W)	400 Time (W)
7 SAM IS PERFECTION	1	0.0m	2:37.70	56.33s (2)	28.58s (2)
3 STOMPPEM	2	1.7m	2:37.83	56.88s (1)	28.57s (1)
4 JONAH JONES	3	2.1m	2:37.86	57.21s (1)	28.95s (1)
5 VINNY CHASE	4	4.2m	2:38.02	57.67s (1)	29.40s (0)
1 SO KOOL MASTER	5	7.5m	2:38.27	57.74s (0)	28.93s (0)
6 SUBTLE DELIGHT	6	8.0m	2:38.31	57.20s (2)	29.46s (2)
2 JUMPING JACK JIMMY	7	8.2m	2:38.33	58.09s (0)	29.33s (0)

Finish Position and metres gained from 800m



Sectionals
Powered by



Home of Australian Harness Sectionals
PJ HARNESS ANALYSER

+ RAW DATA + HORSE REPORTS + FREE FRIDAY FACEBOOK TIP



www.pjdata.com.au | admin@pjdata.com.au | www.facebook.com/PJHarnessRacing

The Racing Queensland Board (trading as Racing Queensland) and provider are not responsible for the completeness or accuracy of any of the information contained herein, and makes no representations about its suitability for any purpose.

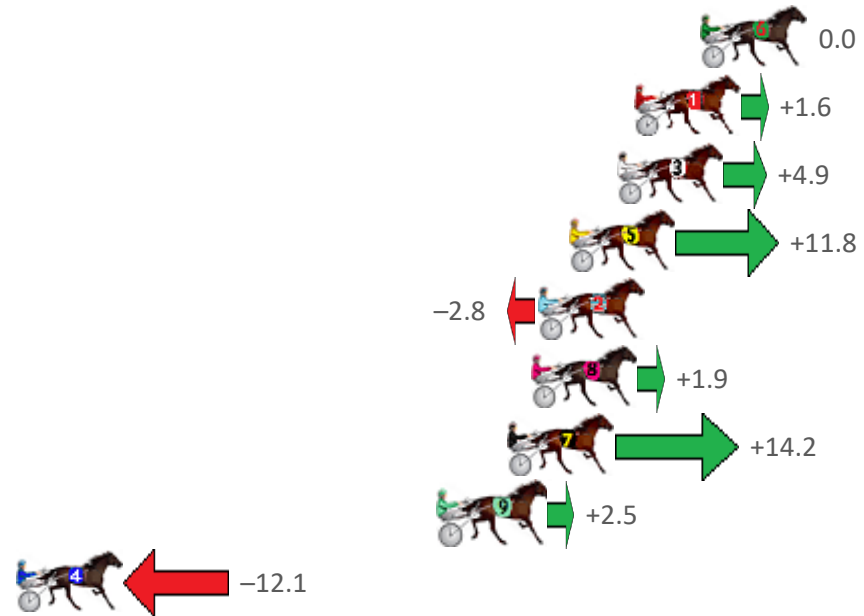
Albion Park Race 5 Distance 1660m

Saturday, 30 October 2021

Gross Time: 1:59.00 MileRate: 1:55.30 LeadTime: 3.50s First Qtr: 26.90s Second Qtr: 31.10s Third Qtr: 28.90s Fourth Qtr: 28.60s

NoHorse	Plc	Margin	Time	800Time (W)	400 Time (W)
6 STREET APPEAL	1	0.0m	1:59.00	57.50s (0)	28.60s (0)
1 OUR BONDI BEACH	2	2.6m	1:59.20	57.39s (0)	28.49s (0)
3 BITCOIN	3	3.3m	1:59.25	57.15s (1)	28.38s (1)
5 SQUARE DEALER	4	5.2m	1:59.39	56.66s (1)	27.85s (1)
2 SLICK BLASTER	5	6.4m	1:59.48	57.70s (1)	28.91s (1)
8 CLASSIE AMERICAN	6	6.7m	1:59.50	57.36s (0)	28.45s (0)
7 COMMODORE JUJON	7	7.6m	1:59.57	56.49s (1)	27.85s (2)
9 BEE GEES BANDIT	8	10.3m	1:59.77	57.32s (1)	28.54s (1)
4 NEWMERELLA SHARKIE	9	27.1m	2:01.04	58.36s (0)	29.53s (0)

Finish Position and metres gained from 800m



Sectionals
Powered by



Home of Australian Harness Sectionals
PJ HARNESS ANALYSER

+ RAW DATA + HORSE REPORTS + FREE FRIDAY FACEBOOK TIP



www.pjdata.com.au | admin@pjdata.com.au | www.facebook.com/PJHarnessRacing

The Racing Queensland Board (trading as Racing Queensland) and provider are not responsible for the completeness or accuracy of any of the information contained herein, and makes no representations about its suitability for any purpose.

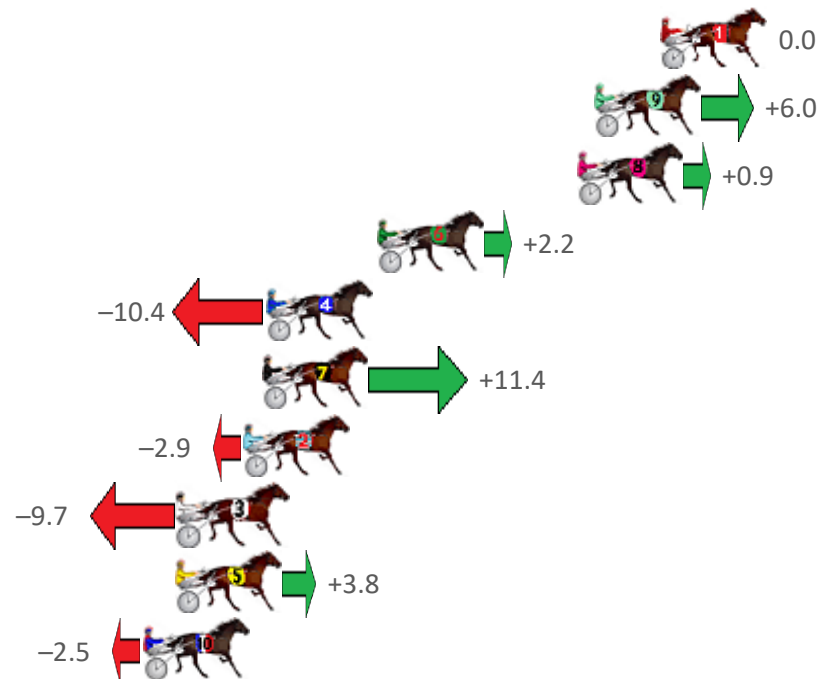
Albion Park Race 6 Distance 2138m

Saturday, 30 October 2021

Gross Time: 2:38.80 MileRate: 1:59.50 LeadTime: 39.20s First Qtr: 32.20s Second Qtr: 31.00s Third Qtr: 28.40s Fourth Qtr: 28.00s

NoHorse	Plc	Margin	Time	800Time (W)	400 Time (W)
1 CHASING THE WIND	1	0.0m	2:38.80	56.40s (0)	28.00s (0)
9 BEAST MODE	2	2.6m	2:38.99	55.98s (0)	27.60s (0)
8 SIMON	3	3.3m	2:39.04	56.34s (0)	27.94s (0)
6 A KERRY MAN	4	11.2m	2:39.62	56.25s (0)	27.87s (0)
4 CONVAIR HUSTLER	5	15.6m	2:39.95	57.13s (1)	28.74s (1)
7 GLENEAGLE WARRIOR	6	15.8m	2:39.96	55.60s (1)	27.65s (2)
2 BARKWAY ARNOLD	7	16.5m	2:40.01	56.60s (1)	28.37s (1)
3 BANGKOK BRAVADO	8	19.1m	2:40.21	57.08s (1)	28.84s (2)
5 THE IDEAL DANCER	9	19.2m	2:40.21	56.13s (1)	28.19s (2)
10 IN CHEVRON WE TRUST	10	20.5m	2:40.31	56.58s (1)	28.61s (2)

Finish Position and metres gained from 800m



Sectionals
Powered by



Home of Australian Harness Sectionals

PJ HARNESS ANALYSER

+ RAW DATA + HORSE REPORTS + FREE FRIDAY FACEBOOK TIP



www.pjdata.com.au | admin@pjdata.com.au | www.facebook.com/PJHarnessRacing

The Racing Queensland Board (trading as Racing Queensland) and provider are not responsible for the completeness or accuracy of any of the information contained herein, and makes no representations about its suitability for any purpose.

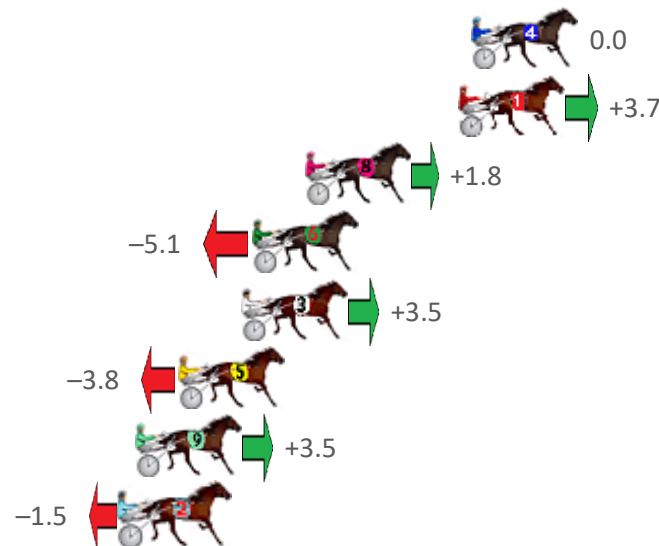
Albion Park Race 7 Distance 1660m

Saturday, 30 October 2021

Gross Time: 2:00.40 MileRate: 1:56.70 LeadTime: 3.50s First Qtr: 28.70s Second Qtr: 31.90s Third Qtr: 28.60s Fourth Qtr: 27.70s

NoHorse	Plc	Margin	Time	800Time (W)	400 Time (W)
4 WAHS FIRE BUG	1	0.0m	2:00.40	56.30s (0)	27.70s (0)
1 THE DEMOCRAT	2	0.5m	2:00.44	56.04s (0)	27.43s (0)
8 KEY LARGO	3	6.6m	2:00.88	56.17s (0)	27.55s (0)
6 ROCK FISHERMAN	4	8.7m	2:01.03	56.66s (1)	28.16s (1)
3 FLO RYDA	5	9.1m	2:01.06	56.06s (0)	27.39s (0)
5 B MAC C	6	11.6m	2:01.25	56.57s (1)	27.96s (1)
9 DOUBLE OR NOTHING	7	13.3m	2:01.37	56.06s (1)	27.49s (1)
2 WE SALUTE YOU	8	13.9m	2:01.41	56.40s (1)	27.82s (1)

Finish Position and metres gained from 800m



Sectionals
Powered by



Home of Australian Harness Sectionals

PJ HARNESS ANALYSER

+ RAW DATA + HORSE REPORTS + FREE FRIDAY FACEBOOK TIP



www.pjdata.com.au | admin@pjdata.com.au | www.facebook.com/PJHarnessRacing

The Racing Queensland Board (trading as Racing Queensland) and provider are not responsible for the completeness or accuracy of any of the information contained herein, and makes no representations about its suitability for any purpose.

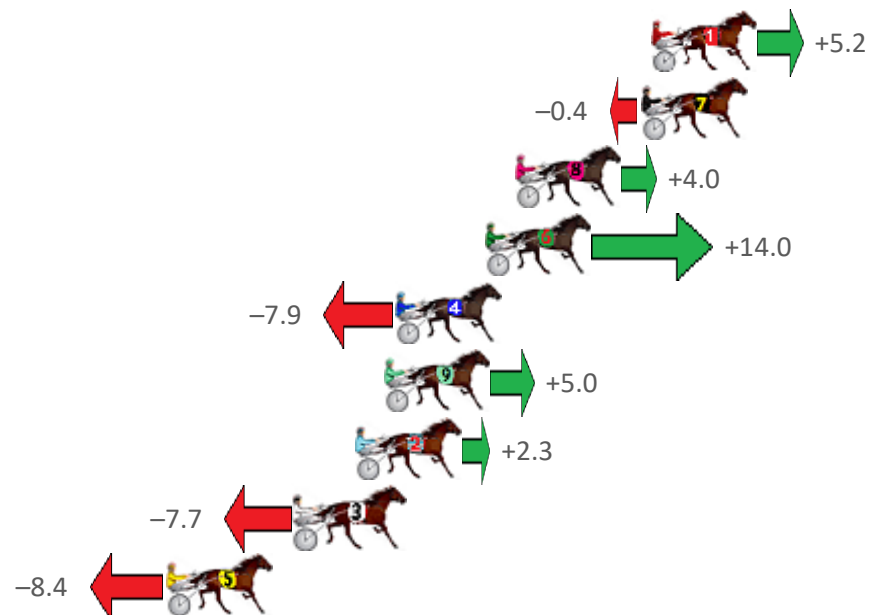
Albion Park Race 8 Distance 1660m

Saturday, 30 October 2021

Gross Time: 2:01.50 MileRate: 1:57.80 LeadTime: 3.60s First Qtr: 28.10s Second Qtr: 31.50s Third Qtr: 28.80s Fourth Qtr: 29.50s

NoHorse	Plc	Margin	Time	800Time (W)	400 Time (W)
1 NEWMERELLA LADYKAY	1	0.0m	2:01.50	57.92s (0)	29.15s (0)
7 OUR ANTONIO ROSE	2	0.4m	2:01.53	58.33s (0)	29.53s (0)
8 SHEZ GOT BLING	3	5.4m	2:01.92	58.01s (0)	29.19s (0)
6 MOLLYS SECRET	4	6.6m	2:02.01	57.29s (1)	28.61s (1)
4 FAIRIESDELIGHT	5	10.1m	2:02.28	58.87s (1)	30.09s (1)
9 MOLLIESMARYELLE	6	10.6m	2:02.32	57.94s (1)	29.18s (2)
2 LEFT IN THE WIND	7	11.7m	2:02.40	58.13s (0)	29.21s (0)
3 GINATIANO	8	14.1m	2:02.59	58.86s (1)	30.05s (1)
5 GETALOADATHISGIRL	9	19.2m	2:02.98	58.91s (1)	30.12s (1)

Finish Position and metres gained from 800m



Sectionals
Powered by



Home of Australian Harness Sectionals
PJ HARNESS ANALYSER

+ RAW DATA + HORSE REPORTS + FREE FRIDAY FACEBOOK TIP



www.pjdata.com.au | admin@pjdata.com.au | www.facebook.com/PJHarnessRacing

The Racing Queensland Board (trading as Racing Queensland) and provider are not responsible for the completeness or accuracy of any of the information contained herein, and makes no representations about its suitability for any purpose.

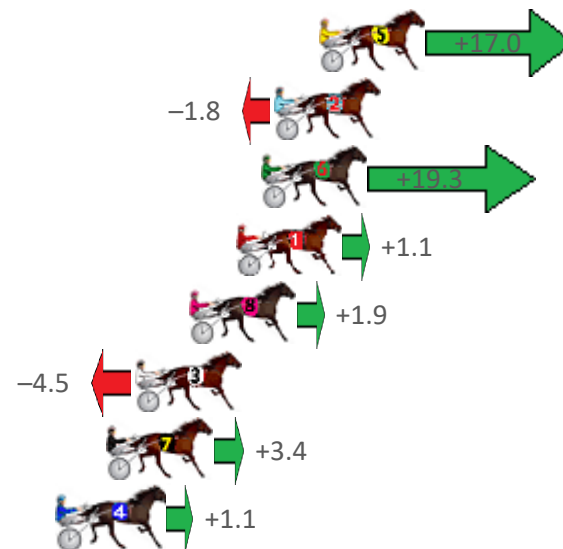
Albion Park Race 9 Distance 1660m

Saturday, 30 October 2021

Gross Time: 2:01.70 MileRate: 1:58.00 LeadTime: 3.70s First Qtr: 29.00s Second Qtr: 31.10s Third Qtr: 28.50s Fourth Qtr: 29.40s

NoHorse	Plc	Margin	Time	800Time (W)	400 Time (W)
5 CHEESANDKISSES	1	0.0m	2:01.70	56.68s (1)	28.30s (2)
2 SHEZ ALL STYLE	2	1.8m	2:01.84	58.03s (0)	29.53s (0)
6 SCOTTS RAIN	3	2.3m	2:01.88	56.51s (1)	28.14s (2)
1 BETTOR MEMORIES	4	3.3m	2:01.95	57.82s (0)	29.19s (0)
8 RUNFORTHEROSES	5	5.1m	2:02.09	57.76s (1)	29.20s (1)
3 MAGGIE	6	7.3m	2:02.26	58.22s (1)	29.73s (1)
7 BUTCHERFEELGOOD	7	8.4m	2:02.35	57.66s (0)	29.21s (0)
4 NINA SIMONE	8	10.3m	2:02.49	57.82s (1)	29.26s (1)

Finish Position and metres gained from 800m



Sectionals
Powered by



Home of Australian Harness Sectionals
PJ HARNESS ANALYSER

+ RAW DATA + HORSE REPORTS + FREE FRIDAY FACEBOOK TIP



www.pjdata.com.au | admin@pjdata.com.au | www.facebook.com/PJHarnessRacing

The Racing Queensland Board (trading as Racing Queensland) and provider are not responsible for the completeness or accuracy of any of the information contained herein, and makes no representations about its suitability for any purpose.

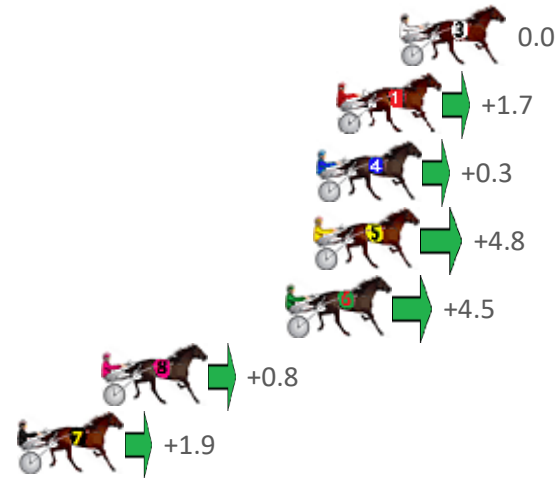
Albion Park Race 10 Distance 2647m

Saturday, 30 October 2021

Gross Time: 3:23.40 MileRate: 2:03.60 LeadTime: 81.70s First Qtr: 31.30s Second Qtr: 31.00s Third Qtr: 29.80s Fourth Qtr: 29.60s

NoHorse	Plc	Margin	Time	800Time (W)	400 Time (W)
3 STRESS FACTOR	1	0.0m	3:23.40	59.40s (0)	29.60s (0)
1 JUSTABITNOISY	2	2.5m	3:23.59	59.27s (0)	29.46s (0)
4 GEE UP NEDDY	3	3.3m	3:23.66	59.38s (1)	29.74s (1)
5 CLAUDYS PRINCE	4	3.4m	3:23.66	59.05s (1)	29.35s (1)
6 KINGDOM COME	5	4.5m	3:23.75	59.07s (0)	29.27s (0)
8 MAJESTIC SIMON	6	11.8m	3:24.32	59.34s (1)	29.64s (1)
7 MORE SHADES OF GOL	7	15.1m	3:24.57	59.26s (1)	29.55s (1)

Finish Position and metres gained from 800m



Sectionals
Powered by



Home of Australian Harness Sectionals
PJ HARNESS ANALYSER

+ RAW DATA + HORSE REPORTS + FREE FRIDAY FACEBOOK TIP



www.pjdata.com.au | admin@pjdata.com.au | www.facebook.com/PJHarnessRacing

The Racing Queensland Board (trading as Racing Queensland) and provider are not responsible for the completeness or accuracy of any of the information contained herein, and makes no representations about its suitability for any purpose.