

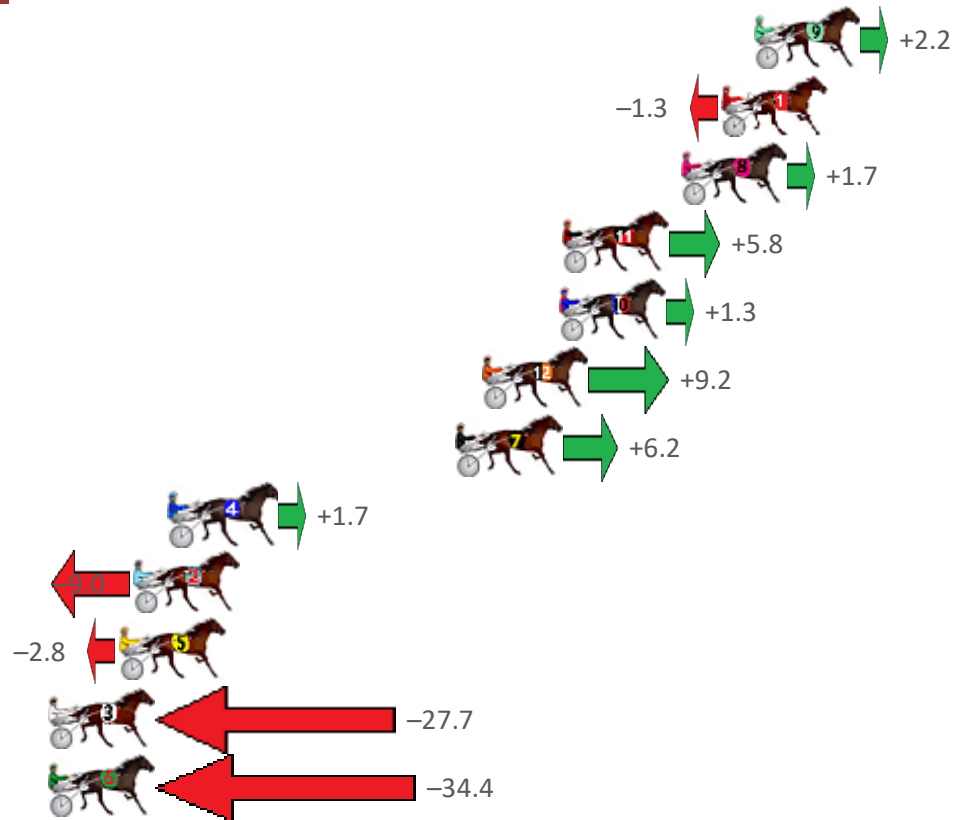
Albion Park Race 1 Distance 2138m

Friday, 8 October 2021

Gross Time: 2:34.20 MileRate: 1:56.10 LeadTime: 37.70s First Qtr: 29.00s Second Qtr: 30.60s Third Qtr: 28.50s Fourth Qtr: 28.40s

NoHorse	Plc	Margin	Time	800Time (W)	400 Time (W)
9 CAPTAIN NEMO	1	0.0m	2:34.20	56.74s (1)	28.34s (1)
1 CLASSIE AMERICAN	2	1.3m	2:34.30	56.99s (0)	28.49s (0)
8 HERBS HERO	3	2.9m	2:34.42	56.78s (0)	28.24s (0)
11 SAVING MAJOR PERCY	4	7.6m	2:34.77	56.49s (0)	27.86s (0)
10 OUR BALOU	5	7.7m	2:34.77	56.81s (0)	28.20s (0)
12 OHOKA JIMMY	6	10.8m	2:35.01	56.25s (1)	27.91s (2)
7 B MAC C	7	11.8m	2:35.08	56.46s (0)	27.82s (0)
4 CONVAIR HUSTLER	8	23.1m	2:35.92	56.78s (1)	28.46s (2)
2 HARPS	9	24.6m	2:36.04	57.54s (1)	29.20s (2)
5 BEEF CITY BLAZE	10	25.2m	2:36.08	57.10s (0)	28.44s (0)
3 SQUARE DEALER	11	38.9m	2:37.10	58.86s (1)	30.61s (1)
6 SOHO SINATRA	12	41.4m	2:37.29	59.33s (1)	30.32s (1)

Finish Position and metres gained from 800m



Sectionals
Powered by



Home of Australian Harness Sectionals
PJ HARNESS ANALYSER

+ RAW DATA + HORSE REPORTS + FREE FRIDAY FACEBOOK TIP



www.pjdata.com.au | admin@pjdata.com.au | www.facebook.com/PJHarnessRacing

The Racing Queensland Board (trading as Racing Queensland) and provider are not responsible for the completeness or accuracy of any of the information contained herein, and makes no representations about its suitability for any purpose.

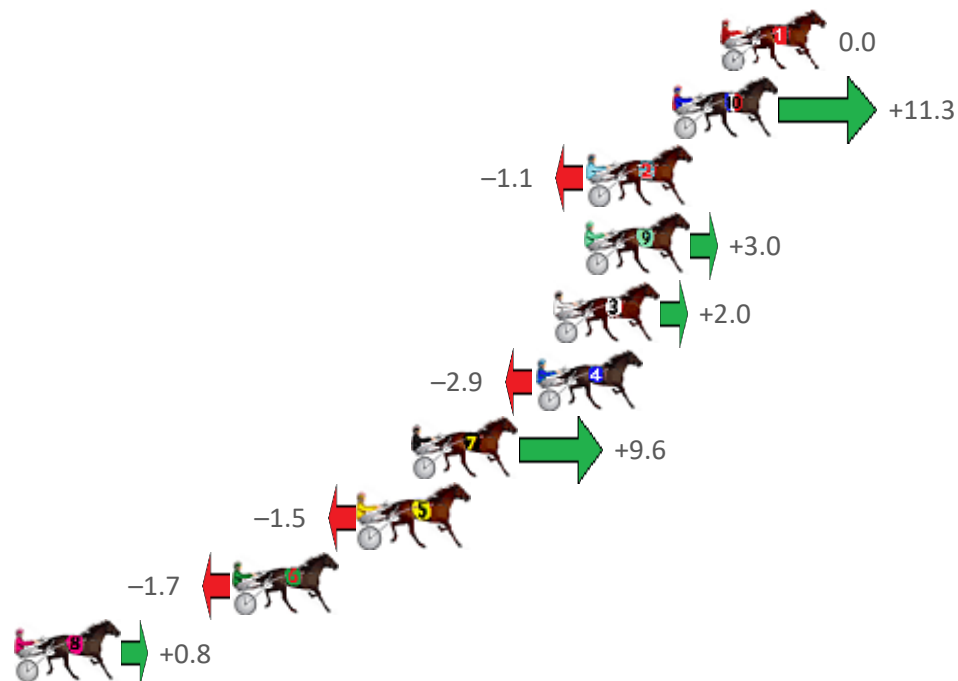
Albion Park Race 2 Distance 1660m

Friday, 8 October 2021

Gross Time: 1:57.60 MileRate: 1:54.00 LeadTime: 3.30s First Qtr: 28.10s Second Qtr: 30.70s Third Qtr: 27.50s Fourth Qtr: 28.00s

NoHorse	Plc	Margin	Time	800Time (W)	400 Time (W)
1 SPEAK WITH SAM	1	0.0m	1:57.60	55.50s (0)	28.00s (0)
10 THE ROCKNROLL KING	2	1.9m	1:57.74	54.72s (1)	27.12s (1)
2 BEACHBOY BUTCH	3	5.3m	1:57.99	55.58s (0)	28.05s (0)
9 ROLL WITH ROCKY	4	5.4m	1:58.00	55.29s (0)	27.74s (0)
3 NO DOUBT	5	6.6m	1:58.09	55.36s (1)	27.78s (1)
4 LE TISSIER	6	7.3m	1:58.14	55.70s (1)	28.17s (1)
7 FLO RYDA	7	12.2m	1:58.50	54.84s (1)	27.14s (1)
5 ROYAL OBSESSION	8	14.3m	1:58.65	55.60s (0)	27.83s (0)
6 SLINGSHOT	9	19.3m	1:59.02	55.62s (1)	27.92s (1)
8 PEPPA BLISS	10	28.6m	1:59.71	55.44s (0)	27.75s (0)

Finish Position and metres gained from 800m



Sectionals
Powered by



Home of Australian Harness Sectionals
PJ HARNESS ANALYSER

+ RAW DATA + HORSE REPORTS + FREE FRIDAY FACEBOOK TIP



www.pjdata.com.au | admin@pjdata.com.au | www.facebook.com/PJHarnessRacing

The Racing Queensland Board (trading as Racing Queensland) and provider are not responsible for the completeness or accuracy of any of the information contained herein, and makes no representations about its suitability for any purpose.

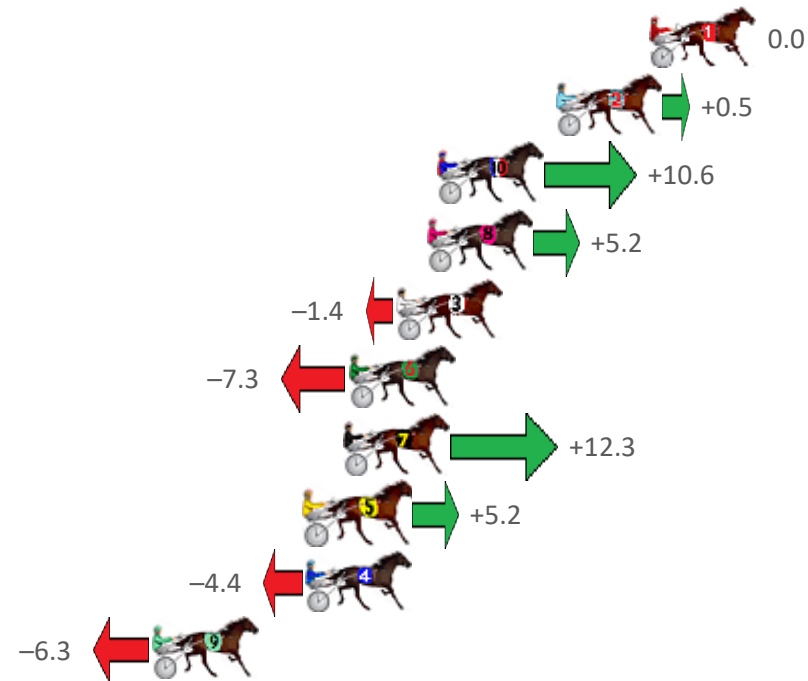
Albion Park Race 3 Distance 1660m

Friday, 8 October 2021

Gross Time: 2:00.20 MileRate: 1:56.50 LeadTime: 3.40s First Qtr: 27.60s Second Qtr: 31.50s Third Qtr: 28.40s Fourth Qtr: 29.30s

NoHorse	Plc	Margin	Time	800Time (W)	400 Time (W)
1 SOHO CASABLANCA	1	0.0m	2:00.20	57.70s (0)	29.30s (0)
2 GLENLEDI COMMANDE	2	3.7m	2:00.48	57.66s (0)	29.16s (0)
10 TEE JAY CEE	3	8.4m	2:00.85	56.94s (1)	28.38s (2)
8 VIEWBYTHEROCK	4	8.8m	2:00.88	57.33s (0)	28.64s (0)
3 LA PISTOLA	5	10.0m	2:00.97	57.80s (0)	29.24s (0)
6 LETTUCEROLL	6	11.9m	2:01.11	58.22s (1)	29.76s (1)
7 CALL ME DIVA	7	12.1m	2:01.13	56.82s (1)	28.35s (2)
5 ALTANA BLUE	8	13.6m	2:01.25	57.33s (0)	28.70s (1)
4 BUKTHSYSTEM	9	13.6m	2:01.25	58.02s (1)	29.42s (1)
9 MY ULTIMATE HESTON	10	19.7m	2:01.71	58.15s (1)	29.53s (1)

Finish Position and metres gained from 800m



Sectionals
Powered by



Home of Australian Harness Sectionals
PJ HARNESS ANALYSER

+ RAW DATA + HORSE REPORTS + FREE FRIDAY FACEBOOK TIP



www.pjdata.com.au | admin@pjdata.com.au | www.facebook.com/PJHarnessRacing

The Racing Queensland Board (trading as Racing Queensland) and provider are not responsible for the completeness or accuracy of any of the information contained herein, and makes no representations about its suitability for any purpose.

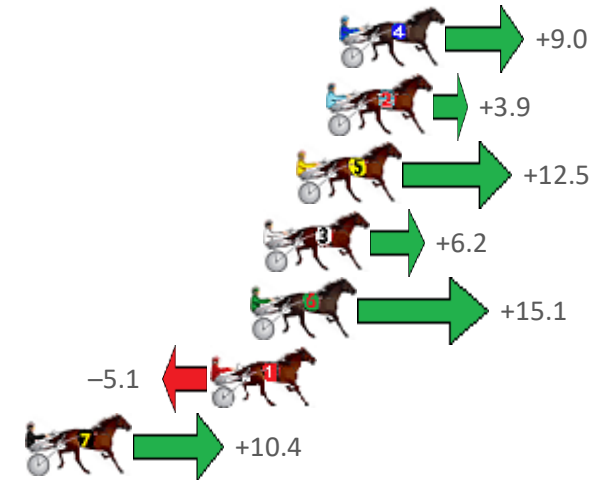
Albion Park Race 4 Distance 1660m

Friday, 8 October 2021

Gross Time: 1:58.30 MileRate: 1:54.60 LeadTime: 3.40s First Qtr: 28.20s Second Qtr: 30.40s Third Qtr: 27.50s Fourth Qtr: 28.80s

NoHorse	Plc	Margin	Time	800Time (W)	400 Time (W)
4 FOND MEMORIES	1	0.0m	1:58.30	55.67s (1)	28.57s (1)
2 THE SHADY ONE	2	0.5m	1:58.34	56.03s (0)	28.54s (0)
5 SOME EXCUSESOMEW	3	1.7m	1:58.43	55.43s (1)	28.32s (1)
3 GOLIGHTLY	4	3.0m	1:58.53	55.87s (0)	28.38s (0)
6 STOMPPEM	5	3.5m	1:58.56	55.24s (1)	28.12s (1)
1 JUST ROKIN	6	5.1m	1:58.69	56.66s (0)	29.17s (0)
7 EH EF EL	7	12.4m	1:59.24	55.57s (1)	28.41s (1)

Finish Position and metres gained from 800m



Sectionals
Powered by



Home of Australian Harness Sectionals
PJ HARNESS ANALYSER

+ RAW DATA + HORSE REPORTS + FREE FRIDAY FACEBOOK TIP



www.pjdata.com.au | admin@pjdata.com.au | www.facebook.com/PJHarnessRacing

The Racing Queensland Board (trading as Racing Queensland) and provider are not responsible for the completeness or accuracy of any of the information contained herein, and makes no representations about its suitability for any purpose.

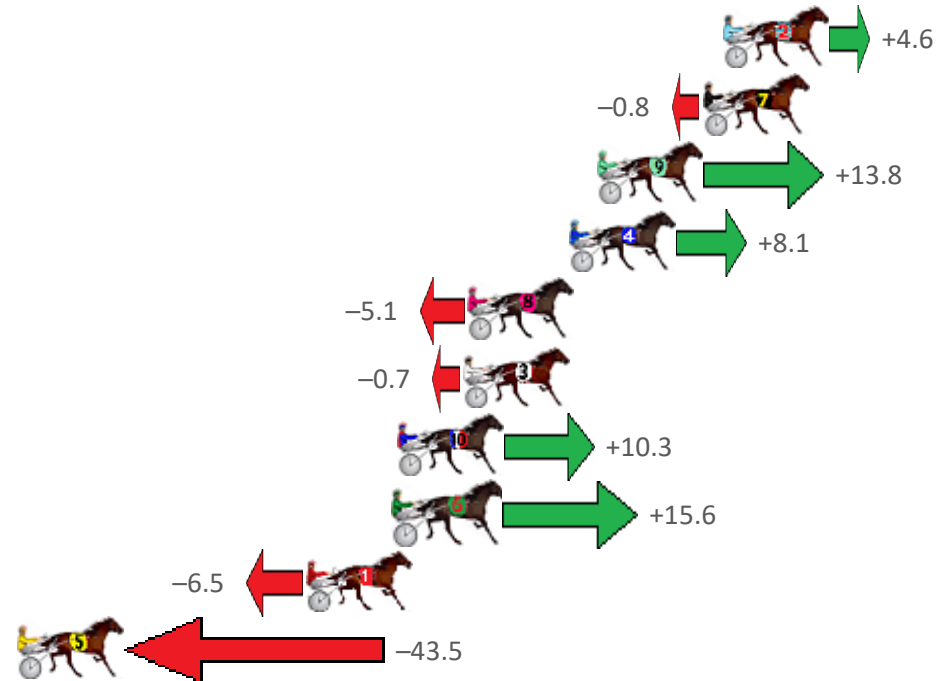
Albion Park Race 5 Distance 1660m

Friday, 8 October 2021

Gross Time: 1:59.50 MileRate: 1:55.90 LeadTime: 3.40s First Qtr: 28.20s Second Qtr: 30.00s Third Qtr: 28.20s Fourth Qtr: 29.70s

NoHorse	Plc	Margin	Time	800Time (W)	400 Time (W)
2 ZED EXPRESS	1	0.0m	1:59.50	57.57s (0)	29.38s (0)
7 MAJOR MISCHIEF	2	0.8m	1:59.56	57.96s (0)	29.76s (0)
9 IMA BIRUBI BOY	3	5.0m	1:59.89	56.91s (1)	28.78s (1)
4 KAY NORA SHANNON	4	6.1m	1:59.97	57.32s (1)	29.19s (1)
8 MY ULTIMATE CLIPPA	5	10.1m	2:00.29	58.27s (1)	30.18s (1)
3 INZANIGHT	6	10.3m	2:00.30	57.95s (1)	29.84s (1)
10 TRUE STEPPER	7	12.9m	2:00.50	57.16s (1)	29.03s (1)
6 SHEREACTS	8	13.0m	2:00.51	56.78s (1)	28.74s (2)
1 PERFECT FEELING	9	16.5m	2:00.78	58.37s (0)	29.75s (0)
5 STRAYTOTHEPOOLROO	10	60.9m	2:04.24	61.03s (0)	31.24s (0)

Finish Position and metres gained from 800m



Sectionals
Powered by



Home of Australian Harness Sectionals
PJ HARNESS ANALYSER

+ RAW DATA + HORSE REPORTS + FREE FRIDAY FACEBOOK TIP



www.pjdata.com.au | admin@pjdata.com.au | www.facebook.com/PJHarnessRacing

The Racing Queensland Board (trading as Racing Queensland) and provider are not responsible for the completeness or accuracy of any of the information contained herein, and makes no representations about its suitability for any purpose.


Albion Park Race 6 Distance 1660m

Friday, 8 October 2021

Gross Time: 2:01.50 MileRate: 1:57.80 LeadTime: 3.40s First Qtr: 28.50s Second Qtr: 31.40s Third Qtr: 28.90s Fourth Qtr: 29.30s

NoHorse	Plc	Margin	Time	800Time (W)	400 Time (W)
8 ARMA VEYRON	1	0.0m	2:01.50	57.17s (0)	28.31s (0)
3 AUNTY EMILY	2	2.3m	2:01.68	58.03s (0)	29.13s (0)
6 WHERES TASCOTT	3	2.9m	2:01.72	58.41s (0)	29.51s (0)
9 SIR SEMPER FIDELIS	4	3.9m	2:01.80	58.29s (1)	29.38s (1)
2 MELTON LUCKY	5	6.4m	2:01.99	58.14s (1)	29.23s (1)
1 KOOKABURRAPRINCESS	6	7.3m	2:02.06	58.06s (0)	29.18s (0)
10 WHATABOYJACK	7	11.3m	2:02.37	57.86s (1)	29.34s (3)
5 STEEVEN	8	13.4m	2:02.53	57.78s (0)	28.91s (1)
4 ALWAYS AT NIGHT	9	13.8m	2:02.56	58.37s (1)	29.43s (1)
7 LETS ROLL THE DICE	10	18.8m	2:02.94	59.08s (2)	30.00s (2)

Finish Position and metres gained from 800m



Sectionals
Powered by



Home of Australian Harness Sectionals
PJ HARNESS ANALYSER

+ RAW DATA + HORSE REPORTS + FREE FRIDAY FACEBOOK TIP



www.pjdata.com.au | admin@pjdata.com.au | www.facebook.com/PJHarnessRacing

The Racing Queensland Board (trading as Racing Queensland) and provider are not responsible for the completeness or accuracy of any of the information contained herein, and makes no representations about its suitability for any purpose.

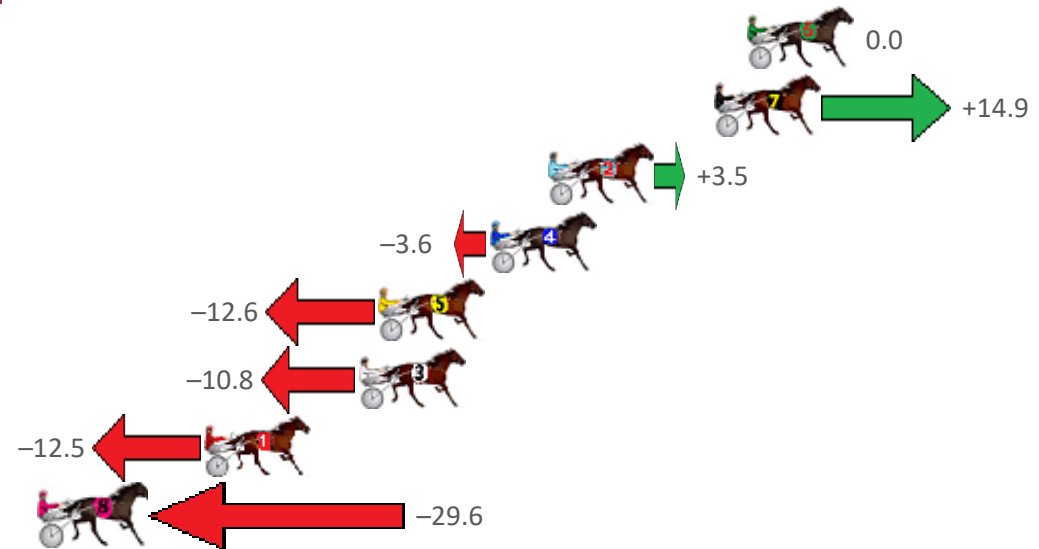
Albion Park Race 7 Distance 2138m

Friday, 8 October 2021

Gross Time: 2:37.50 MileRate: 1:58.50 LeadTime: 38.30s First Qtr: 30.10s Second Qtr: 31.20s Third Qtr: 29.20s Fourth Qtr: 28.70s

NoHorse	Plc	Margin	Time	800Time (W)	400 Time (W)
6 IN CHEVRON WE TRUST	1	0.0m	2:37.50	57.90s (0)	28.70s (0)
7 TORQUE ONETWOTHRE	2	1.3m	2:37.60	56.83s (1)	28.24s (2)
2 ARTISTIC SAINT	3	7.9m	2:38.10	57.65s (1)	29.05s (2)
4 TORO DELAGO	4	10.2m	2:38.27	58.16s (1)	28.90s (1)
5 ONE LAST ROLL	5	14.6m	2:38.60	58.81s (1)	29.54s (1)
3 SNUGGLES BANYULA	6	15.4m	2:38.66	58.68s (0)	29.47s (0)
1 HANDSOME HARRY	7	21.5m	2:39.12	58.80s (0)	29.53s (0)
8 TOP FLIGHT CRUIZE	8	43.2m	2:40.76	60.03s (0)	30.84s (1)

Finish Position and metres gained from 800m



Sectionals
Powered by



Home of Australian Harness Sectionals
PJ HARNESS ANALYSER

+ RAW DATA + HORSE REPORTS + FREE FRIDAY FACEBOOK TIP



www.pjdata.com.au | admin@pjdata.com.au | www.facebook.com/PJHarnessRacing

The Racing Queensland Board (trading as Racing Queensland) and provider are not responsible for the completeness or accuracy of any of the information contained herein, and makes no representations about its suitability for any purpose.

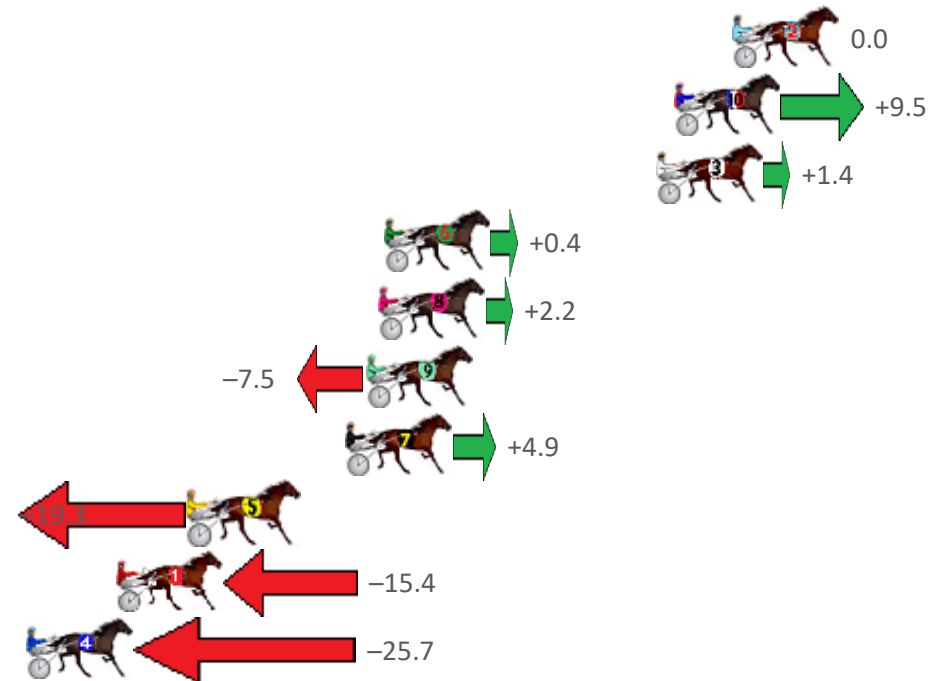
Albion Park Race 8 Distance 1660m

Friday, 8 October 2021

Gross Time: 2:01.00 MileRate: 1:57.40 LeadTime: 3.40s First Qtr: 28.60s Second Qtr: 31.50s Third Qtr: 28.20s Fourth Qtr: 29.30s

NoHorse	Plc	Margin	Time	800Time (W)	400 Time (W)
2 TRENTLEIGH	1	0.0m	2:01.00	57.50s (0)	29.30s (0)
10 SWEET SANGRIA	2	2.3m	2:01.18	56.82s (1)	28.35s (1)
3 DUKE	3	3.0m	2:01.23	57.40s (0)	29.08s (0)
6 ARCHILLES	4	13.8m	2:02.06	57.47s (0)	28.82s (0)
8 BELLAVICTREE	5	14.0m	2:02.08	57.34s (1)	28.88s (1)
9 NEWMERELLA LADYKAY	6	14.5m	2:02.11	58.04s (1)	29.53s (0)
7 WOODLANDS WONDER	7	15.3m	2:02.18	57.15s (1)	28.94s (2)
5 LITTLEDEE	8	21.5m	2:02.65	58.88s (1)	30.52s (1)
1 SHEMAZZLE	9	24.4m	2:02.87	58.60s (0)	29.91s (0)
4 LORD DENZEL	10	44.7m	2:04.43	59.34s (0)	30.72s (0)

Finish Position and metres gained from 800m



Sectionals
Powered by



Home of Australian Harness Sectionals
PJ HARNESS ANALYSER

+ RAW DATA + HORSE REPORTS + FREE FRIDAY FACEBOOK TIP



www.pjdata.com.au | admin@pjdata.com.au | www.facebook.com/PJHarnessRacing

The Racing Queensland Board (trading as Racing Queensland) and provider are not responsible for the completeness or accuracy of any of the information contained herein, and makes no representations about its suitability for any purpose.

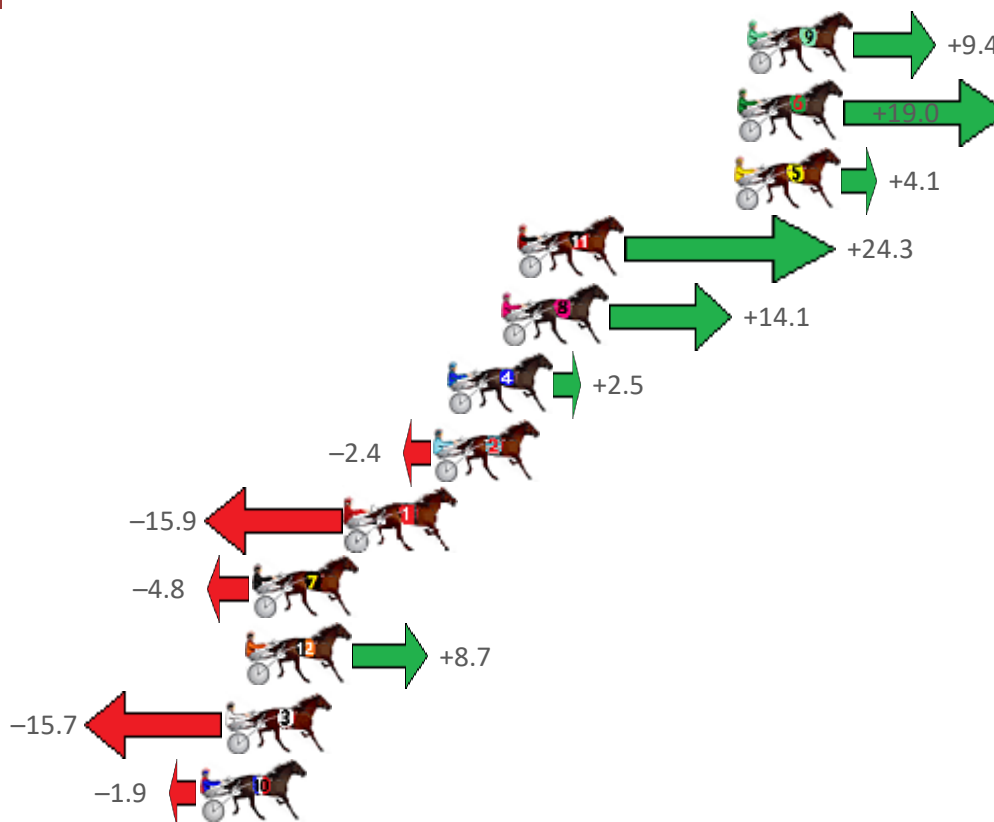
Albion Park Race 9 Distance 2138m

Friday, 8 October 2021

Gross Time: 2:45.50 MileRate: 2:01.70 LeadTime: 42.60s First Qtr: 31.30s Second Qtr: 30.90s Third Qtr: 29.70s Fourth Qtr: 31.00s

NoHorse	Plc	Margin	Time	800Time (W)	400 Time (W)
9 BOURBONONTHEROCK	1	0.0m	2:45.50	59.99s (1)	30.63s (1)
6 THE NIGHT KING	2	0.4m	2:45.53	59.27s (1)	29.97s (1)
5 SPIDERS DEVIL	3	0.5m	2:45.54	60.39s (1)	31.04s (1)
11 CARNERA	4	9.1m	2:46.24	58.87s (1)	29.64s (2)
8 IMA CALVERT ROSE	5	9.7m	2:46.29	59.64s (1)	30.45s (2)
4 KAPAI	6	11.9m	2:46.46	60.51s (1)	31.19s (1)
2 TOUCHE DE FLING	7	12.4m	2:46.51	60.88s (0)	30.97s (0)
1 DOUBLETAP	8	15.9m	2:46.79	61.90s (0)	32.16s (0)
7 VALLEY ESS JAY	9	19.6m	2:47.09	61.06s (0)	31.11s (1)
12 DON ABRASCO	10	19.9m	2:47.11	60.04s (1)	30.88s (2)
3 MISTER CHISHOLM	11	20.7m	2:47.18	61.88s (0)	31.99s (0)
10 SHEGOTSASS	12	21.7m	2:47.26	60.84s (0)	31.01s (0)

Finish Position and metres gained from 800m



Sectionals
Powered by



Home of Australian Harness Sectionals

PJ HARNESS ANALYSER

+ RAW DATA + HORSE REPORTS + FREE FRIDAY FACEBOOK TIP



www.pjdata.com.au | admin@pjdata.com.au | www.facebook.com/PJHarnessRacing

The Racing Queensland Board (trading as Racing Queensland) and provider are not responsible for the completeness or accuracy of any of the information contained herein, and makes no representations about its suitability for any purpose.

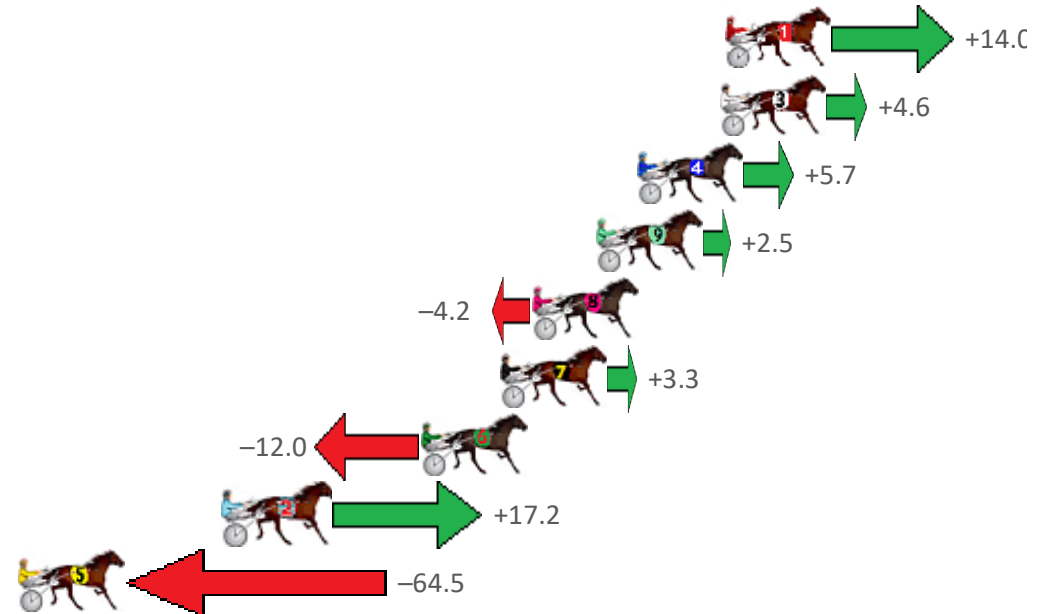
Albion Park Race 10 Distance 2138m

Friday, 8 October 2021

Gross Time: 2:43.70 MileRate: 2:03.20 LeadTime: 41.40s First Qtr: 30.70s Second Qtr: 31.70s Third Qtr: 29.60s Fourth Qtr: 30.30s

NoHorse	Plc	Margin	Time	800Time (W)	400 Time (W)
1 FATHER CHRISTMAS	1	0.0m	2:43.70	58.86s (0)	29.25s (0)
3 AVEROSS DON	2	0.2m	2:43.72	59.56s (0)	29.97s (0)
4 AURORA	3	3.5m	2:43.98	59.48s (0)	29.89s (0)
9 IM THE COMMANDO	4	5.1m	2:44.10	59.71s (1)	30.02s (1)
8 THE REAPER	5	7.6m	2:44.30	60.21s (1)	30.54s (1)
7 MELPARK MAGIC	6	8.9m	2:44.41	59.65s (1)	29.98s (1)
6 JANSSON	7	12.0m	2:44.65	60.79s (0)	31.20s (0)
2 TAM OSHANTER	8	19.8m	2:45.27	58.62s (0)	29.53s (0)
5 PRINCESS FAITH	9	184.5m	2:58.34	64.70s (0)	32.90s (0)

Finish Position and metres gained from 800m



Sectionals
Powered by



Home of Australian Harness Sectionals
PJ HARNESS ANALYSER

+ RAW DATA + HORSE REPORTS + FREE FRIDAY FACEBOOK TIP



www.pjdata.com.au | admin@pjdata.com.au | www.facebook.com/PJHarnessRacing

The Racing Queensland Board (trading as Racing Queensland) and provider are not responsible for the completeness or accuracy of any of the information contained herein, and makes no representations about its suitability for any purpose.