

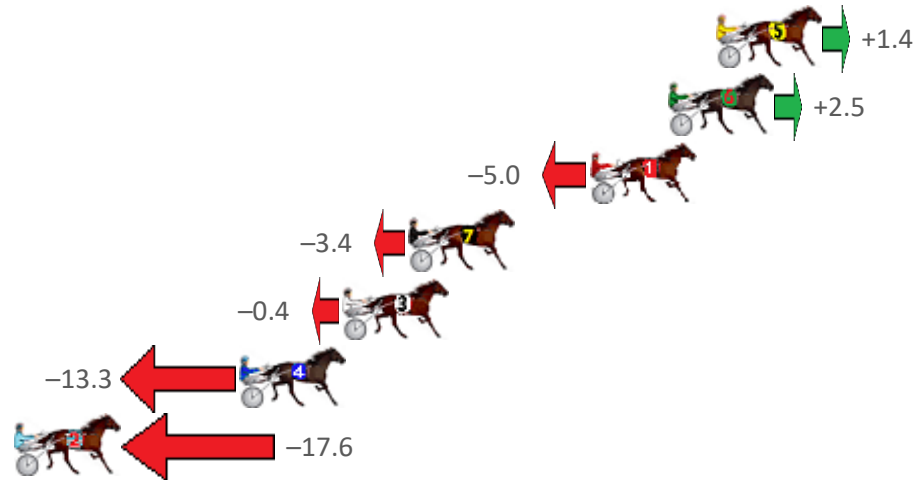
Marburg Race 1 Distance 1850m

Monday, 4 October 2021

Gross Time: 2:21.50 MileRate: 2:03.10 LeadTime: 17.30s First Qtr: 32.70s Second Qtr: 32.10s Third Qtr: 30.00s Fourth Qtr: 29.40s

NoHorse	Plc	Margin	Time	800Time (W)	400 Time (W)
5 ALWAYS AT NIGHT	1	0.0m	2:21.50	59.30s (1)	29.39s (1)
6 MELTON LUCKY	2	1.9m	2:21.65	59.22s (0)	29.19s (0)
1 TEACHERS PET	3	5.0m	2:21.89	59.77s (0)	29.77s (0)
7 COUNTRY RUN	4	12.2m	2:22.44	59.65s (0)	29.52s (0)
3 DALLAS COWGIRL	5	14.8m	2:22.64	59.43s (1)	30.00s (2)
4 ITS ALL TORQUE	6	18.9m	2:22.96	60.38s (1)	30.23s (1)
2 TIMSTAR	7	27.8m	2:23.64	60.70s (1)	30.38s (1)

Finish Position and metres gained from 800m



Sectionals
Powered by



Home of Australian Harness Sectionals
PJ HARNESS ANALYSER

+ RAW DATA + HORSE REPORTS + FREE FRIDAY FACEBOOK TIP



www.pjdata.com.au | admin@pjdata.com.au | www.facebook.com/PJHarnessRacing

The Racing Queensland Board (trading as Racing Queensland) and provider are not responsible for the completeness or accuracy of any of the information contained herein, and makes no representations about its suitability for any purpose.

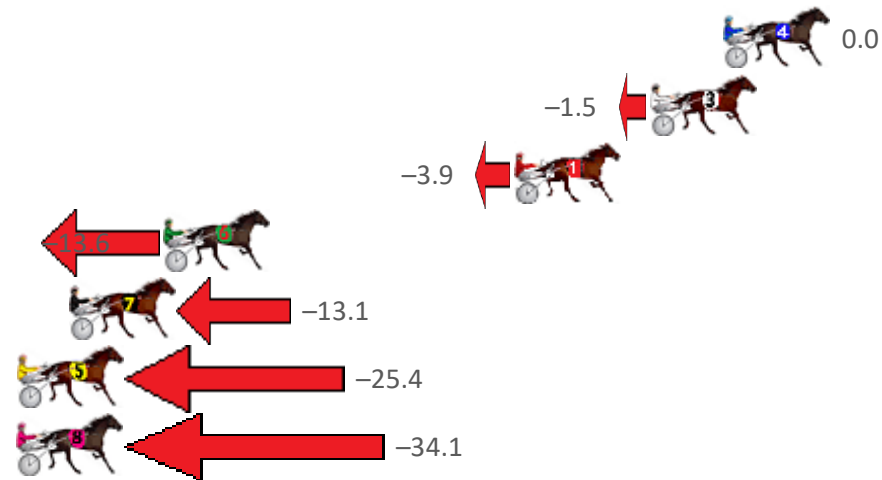
Marburg Race 2 Distance 1850m

Monday, 4 October 2021

Gross Time: 2:18.20 MileRate: 2:00.20 LeadTime: 16.50s First Qtr: 31.10s Second Qtr: 30.80s Third Qtr: 29.80s Fourth Qtr: 30.00s

NoHorse	Plc	Margin	Time	800Time (W)	400 Time (W)
4 OUR EDUARDO DENARI	1	0.0m	2:18.20	59.80s (0)	30.00s (0)
3 DUKE	2	2.9m	2:18.43	59.91s (1)	30.13s (1)
1 LIVING FREE	3	8.3m	2:18.85	60.09s (0)	30.23s (0)
6 ITSMEGS	4	22.2m	2:19.94	60.81s (0)	30.67s (1)
7 LORD DENZEL	5	25.9m	2:20.24	60.77s (0)	30.68s (0)
5 OKANES DEVIL	6	35.6m	2:21.00	61.69s (1)	31.51s (2)
8 LITTLEDEE	7	48.7m	2:22.03	62.33s (1)	32.22s (1)

Finish Position and metres gained from 800m



Sectionals
Powered by



Home of Australian Harness Sectionals
PJ HARNESS ANALYSER

+ RAW DATA + HORSE REPORTS + FREE FRIDAY FACEBOOK TIP



www.pjdata.com.au | admin@pjdata.com.au | www.facebook.com/PJHarnessRacing

The Racing Queensland Board (trading as Racing Queensland) and provider are not responsible for the completeness or accuracy of any of the information contained herein, and makes no representations about its suitability for any purpose.

Marburg Race 3 Distance 1850m

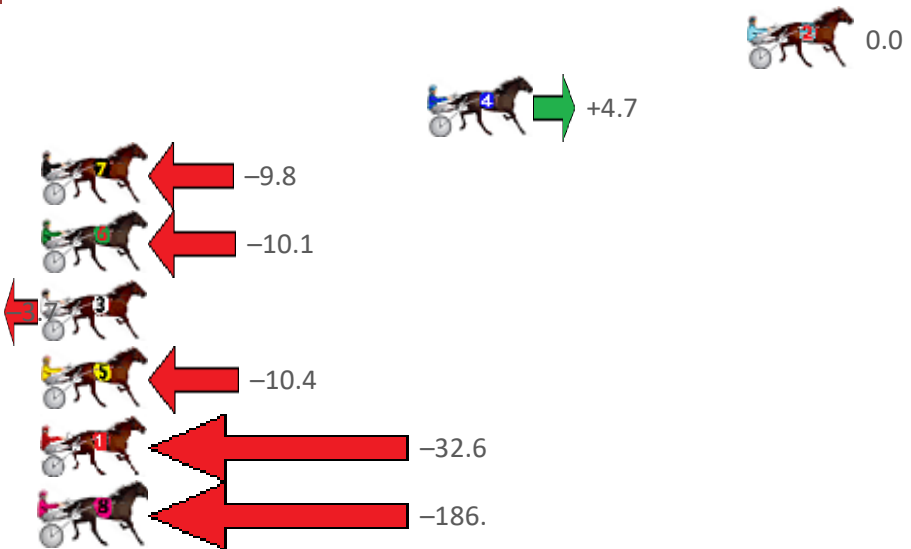
Monday, 4 October 2021

Gross Time: 2:19.30 MileRate: 2:01.20 LeadTime: 16.20s First Qtr: 31.40s Second Qtr: 30.60s Third Qtr: 29.60s Fourth Qtr: 31.50s

NoHorse Plc Margin Time 800Time (W) 400 Time (W)

2 ELLE JAY	1	0.0m	2:19.30	61.10s (0)	31.50s (0)
4 RITCHIE BEE	2	12.7m	2:20.35	60.74s (1)	31.57s (0)
7 LITTLE ARROWS	3	33.2m	2:22.03	61.84s (1)	31.11s (1)
6 TODAYS HERO	4	33.3m	2:22.04	61.87s (0)	31.13s (2)
3 PRIVATE JUJON	5	35.5m	2:22.22	61.38s (1)	30.80s (1)
5 BEEF CITY STARZZZ	6	38.4m	2:22.46	61.89s (0)	31.61s (0)
1 SOMEWHEREINHEAVEN	7	50.8m	2:23.48	63.58s (0)	33.11s (0)
8 TORQUE WRITER	8	213.9m	2:36.91	75.25s (1)	38.85s (0)

Finish Position and metres gained from 800m



Sectionals
Powered by



Home of Australian Harness Sectionals

PJ HARNES ANALYSER

+ RAW DATA + HORSE REPORTS + FREE FRIDAY FACEBOOK TIP



www.pjdata.com.au | admin@pjdata.com.au | www.facebook.com/PJHarnessRacing

The Racing Queensland Board (trading as Racing Queensland) and provider are not responsible for the completeness or accuracy of any of the information contained herein, and makes no representations about its suitability for any purpose.


Marburg Race 4 Distance 1850m

Monday, 4 October 2021

Gross Time: 2:18.50 MileRate: 2:00.50 LeadTime: 16.00s First Qtr: 31.00s Second Qtr: 30.80s Third Qtr: 29.40s Fourth Qtr: 31.30s

NoHorse	Plc	Margin	Time	800Time (W)	400 Time (W)
8 SCHEU CREEK	1	0.0m	2:18.50	59.45s (1)	30.35s (2)
1 COURAGEOUS WAYS	2	6.5m	2:19.03	60.84s (0)	31.48s (1)
4 NEWMERELLA LADYKAY	3	6.8m	2:19.06	61.09s (1)	31.83s (1)
7 MY ULTIMATE HELL	4	9.2m	2:19.25	60.47s (1)	30.76s (1)
5 WHERE'S TASCOTT	5	22.0m	2:20.30	61.80s (1)	32.31s (1)
2 TILDALYN	6	46.3m	2:22.29	63.09s (0)	33.28s (0)
6 ARMA AUGUSTUS	7	50.8m	2:22.66	63.81s (0)	34.05s (0)
3 ALLSTAR SEA	8	83.0m	2:25.29	66.96s (0)	37.76s (0)

Finish Position and metres gained from 800m



Sectionals
Powered by



Home of Australian Harness Sectionals
PJ HARNESS ANALYSER

+ RAW DATA + HORSE REPORTS + FREE FRIDAY FACEBOOK TIP



www.pjdata.com.au | admin@pjdata.com.au | www.facebook.com/PJHarnessRacing

The Racing Queensland Board (trading as Racing Queensland) and provider are not responsible for the completeness or accuracy of any of the information contained herein, and makes no representations about its suitability for any purpose.


Marburg Race 5 Distance 1850m

Monday, 4 October 2021

Gross Time: 2:20.60 MileRate: 2:02.30 LeadTime: 16.50s First Qtr: 31.50s Second Qtr: 32.80s Third Qtr: 30.10s Fourth Qtr: 29.70s

NoHorse	Plc	Margin	Time	800Time (W)	400 Time (W)
1 ROLLONX	1	0.0m	2:20.60	59.80s (0)	29.70s (0)
4 MY ULTIMATE CLIPPA	2	0.4m	2:20.63	59.68s (1)	29.60s (1)
6 NIGHT NINJA	3	4.8m	2:20.97	59.79s (0)	29.66s (0)
3 CIRCLE LINE	4	5.1m	2:21.00	59.72s (1)	29.59s (1)
2 STRAYTOTHEPOOLROO	5	20.1m	2:22.16	60.48s (1)	30.28s (1)
7 SONNY ORLANDO	6	23.3m	2:22.41	60.39s (1)	30.21s (0)
5 POPEYE RUSSELL	7	41.1m	2:23.80	62.08s (0)	31.94s (0)

Finish Position and metres gained from 800m



Sectionals
Powered by



Home of Australian Harness Sectionals
PJ HARNESS ANALYSER

+ RAW DATA + HORSE REPORTS + FREE FRIDAY FACEBOOK TIP



www.pjdata.com.au | admin@pjdata.com.au | www.facebook.com/PJHarnessRacing

The Racing Queensland Board (trading as Racing Queensland) and provider are not responsible for the completeness or accuracy of any of the information contained herein, and makes no representations about its suitability for any purpose.

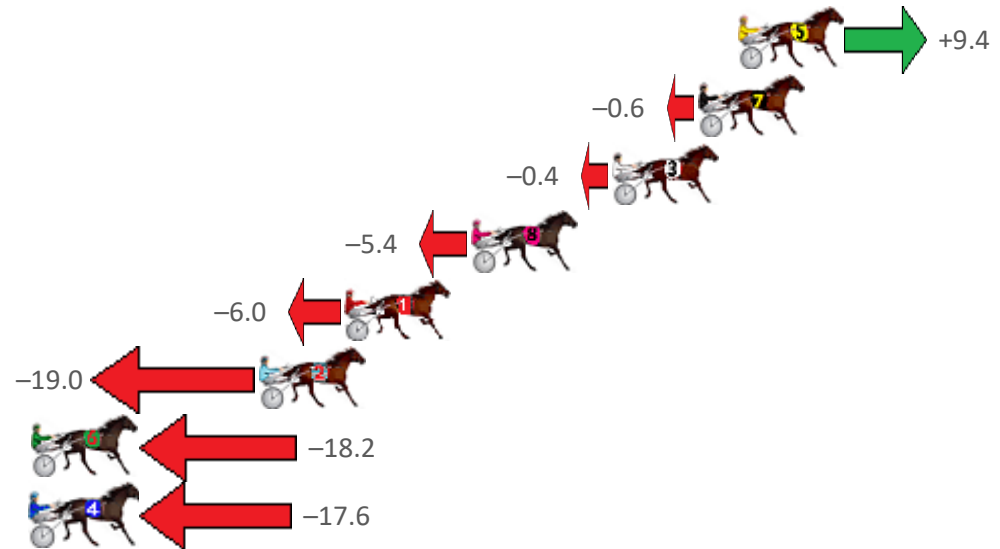
Marburg Race 6 Distance 1850m

Monday, 4 October 2021

Gross Time: 2:17.30 MileRate: 1:59.40 LeadTime: 16.50s First Qtr: 30.70s Second Qtr: 31.10s Third Qtr: 29.30s Fourth Qtr: 29.70s

NoHorse	Plc	Margin	Time	800Time (W)	400 Time (W)
5 MISTERRIODEJANEIRO	1	0.0m	2:17.30	58.31s (1)	29.52s (2)
7 ALTANA BLUE	2	1.6m	2:17.42	59.04s (1)	29.82s (1)
3 CLARENDEN DAZZLER	3	5.0m	2:17.69	59.03s (0)	29.73s (0)
8 DONNY JONES	4	10.6m	2:18.13	59.40s (1)	30.14s (1)
1 ALL GOOD WALLY	5	15.6m	2:18.51	59.44s (0)	30.13s (0)
2 ROWDYS ACE	6	19.0m	2:18.78	60.39s (0)	31.10s (0)
6 KEAYANG SPONGE BOB	7	32.6m	2:19.84	60.33s (1)	31.46s (2)
4 FORGIVE ME	8	63.6m	2:22.25	60.29s (0)	31.29s (0)

Finish Position and metres gained from 800m



Sectionals
Powered by



Home of Australian Harness Sectionals
PJ HARNESS ANALYSER

+ RAW DATA + HORSE REPORTS + FREE FRIDAY FACEBOOK TIP



www.pjdata.com.au | admin@pjdata.com.au | www.facebook.com/PJHarnessRacing

The Racing Queensland Board (trading as Racing Queensland) and provider are not responsible for the completeness or accuracy of any of the information contained herein, and makes no representations about its suitability for any purpose.

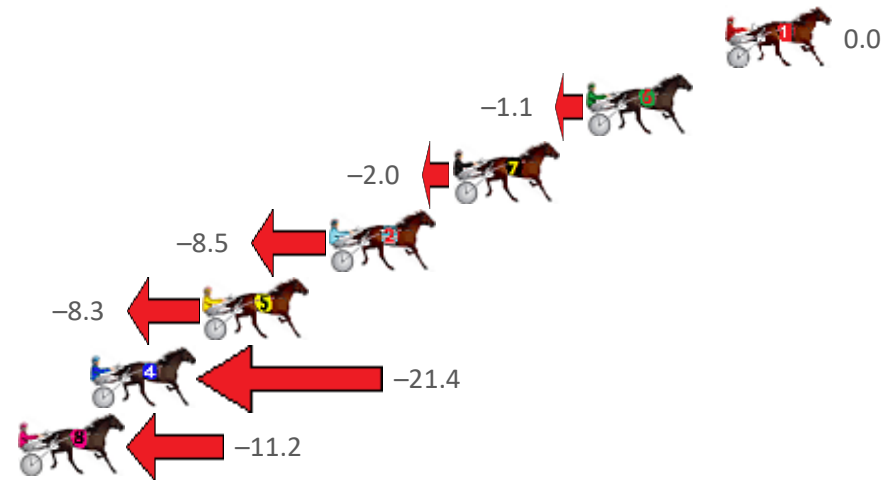
Marburg Race 7 Distance 1850m

Monday, 4 October 2021

Gross Time: 2:16.30 MileRate: 1:58.60 LeadTime: 16.90s First Qtr: 30.70s Second Qtr: 30.20s Third Qtr: 28.90s Fourth Qtr: 29.60s

NoHorse	Plc	Margin	Time	800Time (W)	400 Time (W)
1 ONETWO THREECHEESE	1	0.0m	2:16.30	58.50s (0)	29.60s (0)
6 IMA BIRUBI BOY	2	5.5m	2:16.73	58.58s (0)	29.68s (0)
7 MY ULTIMATE HESTON	3	10.8m	2:17.14	58.65s (0)	29.72s (0)
2 ROCK SUPREME	4	15.7m	2:17.52	59.12s (2)	30.46s (2)
5 MAFFIOSO GIRL	5	20.7m	2:17.91	59.10s (1)	30.42s (2)
4 HEADWIN	6	25.2m	2:18.26	60.06s (1)	30.92s (1)
8 BONNIES CAM	7	28.4m	2:18.50	59.31s (1)	30.76s (1)

Finish Position and metres gained from 800m



Sectionals
Powered by



Home of Australian Harness Sectionals
PJ HARNESS ANALYSER

+ RAW DATA + HORSE REPORTS + FREE FRIDAY FACEBOOK TIP



www.pjdata.com.au | admin@pjdata.com.au | www.facebook.com/PJHarnessRacing

The Racing Queensland Board (trading as Racing Queensland) and provider are not responsible for the completeness or accuracy of any of the information contained herein, and makes no representations about its suitability for any purpose.

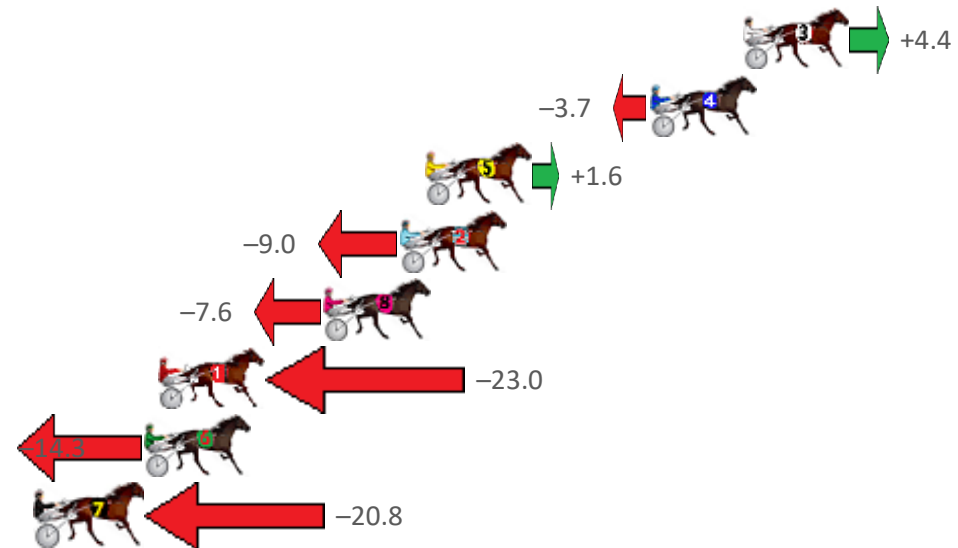
Marburg Race 8 Distance 1850m

Monday, 4 October 2021

Gross Time: 2:17.70 MileRate: 1:59.80 LeadTime: 16.30s First Qtr: 29.80s Second Qtr: 30.20s Third Qtr: 29.90s Fourth Qtr: 31.50s

NoHorse	Plc	Margin	Time	800Time (W)	400 Time (W)
3 LORIMER LADY	1	0.0m	2:17.70	61.06s (0)	31.17s (1)
4 TINGE OF FEAR	2	3.7m	2:18.00	61.68s (1)	31.79s (1)
5 IFOUNDTHEBEACH	3	12.6m	2:18.74	61.28s (1)	31.14s (1)
2 HOT EMBERS	4	13.6m	2:18.82	62.09s (1)	32.13s (2)
8 PHILADELPHIA FREEDO	5	16.6m	2:19.07	61.98s (1)	31.81s (1)
1 HANDSOME HARRY	6	23.2m	2:19.61	63.16s (0)	33.29s (0)
6 ARTS PEREGRINE	7	23.7m	2:19.65	62.49s (0)	32.40s (0)
7 ROSEHILL MAGIC	8	35.0m	2:20.58	62.99s (0)	32.78s (0)

Finish Position and metres gained from 800m



Sectionals
Powered by



Home of Australian Harness Sectionals
PJ HARNESS ANALYSER

+ RAW DATA + HORSE REPORTS + FREE FRIDAY FACEBOOK TIP



www.pjdata.com.au | admin@pjdata.com.au | www.facebook.com/PJHarnessRacing

The Racing Queensland Board (trading as Racing Queensland) and provider are not responsible for the completeness or accuracy of any of the information contained herein, and makes no representations about its suitability for any purpose.