

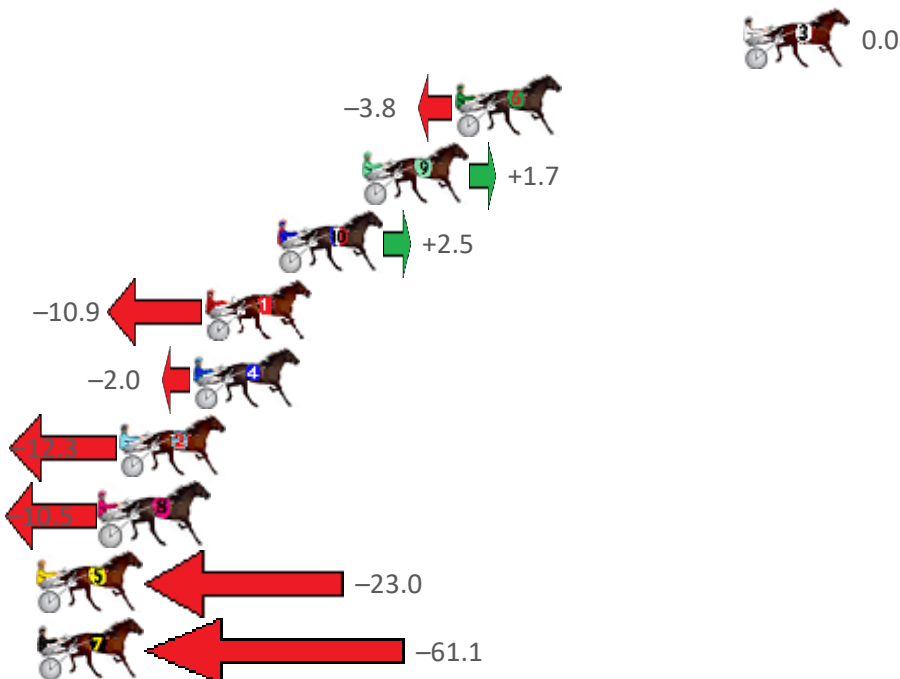
Albion Park Race 1 Distance 1660m

Saturday, 2 October 2021

Gross Time: 1:54.90 MileRate: 1:51.40 LeadTime: 3.50s First Qtr: 26.40s Second Qtr: 28.90s Third Qtr: 28.20s Fourth Qtr: 27.90s

NoHorse	Plc	Margin	Time	800Time (W)	400 Time (W)
3 DEUS EX	1	0.0m	1:54.90	56.10s (0)	27.90s (0)
6 WAHS FIRE BUG	2	11.4m	1:55.74	56.36s (1)	28.32s (0)
9 ROCK FISHERMAN	3	15.1m	1:56.01	55.98s (1)	28.18s (2)
10 MAJOR FERNCO	4	18.5m	1:56.26	55.93s (1)	28.10s (2)
1 BELLA BALL TERROR	5	21.3m	1:56.46	56.86s (0)	28.30s (0)
4 BLUE MOON RISING	6	21.8m	1:56.50	56.24s (0)	28.01s (2)
2 SLICK BLASTER	7	24.7m	1:56.71	56.96s (1)	28.46s (1)
8 ROCKNROLL CLASSIC	8	25.5m	1:56.77	56.83s (0)	28.27s (0)
5 PARAVANI	9	28.0m	1:56.95	57.70s (0)	29.08s (0)
7 STREITKID	10	64.3m	1:59.62	60.36s (1)	31.54s (1)

Finish Position and metres gained from 800m



Sectionals
Powered by



Home of Australian Harness Sectionals

PJ HARNESS ANALYSER

+ RAW DATA + HORSE REPORTS + FREE FRIDAY FACEBOOK TIP



www.pjdata.com.au | admin@pjdata.com.au | www.facebook.com/PJHarnessRacing

The Racing Queensland Board (trading as Racing Queensland) and provider are not responsible for the completeness or accuracy of any of the information contained herein, and makes no representations about its suitability for any purpose.


Albion Park Race 2 Distance 2138m

Saturday, 2 October 2021

Gross Time: 2:33.30 MileRate: 1:55.40 LeadTime: 36.30s First Qtr: 29.70s Second Qtr: 29.80s Third Qtr: 28.60s Fourth Qtr: 28.90s

NoHorse	Plc	Margin	Time	800Time (W)	400 Time (W)
8 JONAH JONES	1	0.0m	2:33.30	57.14s (0)	28.56s (0)
10 UNDER WORKED	2	0.1m	2:33.31	55.81s (1)	27.90s (2)
7 WATCH PULP FICTION	3	0.2m	2:33.32	55.51s (1)	27.59s (2)
3 YOUNG CONQUEROR	4	0.4m	2:33.33	56.49s (1)	28.21s (1)
1 TWENTYEIGHTBLACK	5	3.6m	2:33.57	57.76s (0)	29.16s (0)
9 VINNY CHASE	6	6.5m	2:33.79	57.29s (0)	28.72s (0)
2 THE SHADY ONE	7	7.6m	2:33.88	56.70s (1)	28.43s (0)
4 HANDSOME HERO	8	7.9m	2:33.90	57.36s (1)	29.07s (1)
5 BOHANNAN	9	65.8m	2:38.29	61.80s (1)	32.36s (1)

Finish Position and metres gained from 800m



Sectionals
Powered by



Home of Australian Harness Sectionals

PJ HARNESS ANALYSER

+ RAW DATA + HORSE REPORTS + FREE FRIDAY FACEBOOK TIP



www.pjdata.com.au | admin@pjdata.com.au | www.facebook.com/PJHarnessRacing

The Racing Queensland Board (trading as Racing Queensland) and provider are not responsible for the completeness or accuracy of any of the information contained herein, and makes no representations about its suitability for any purpose.

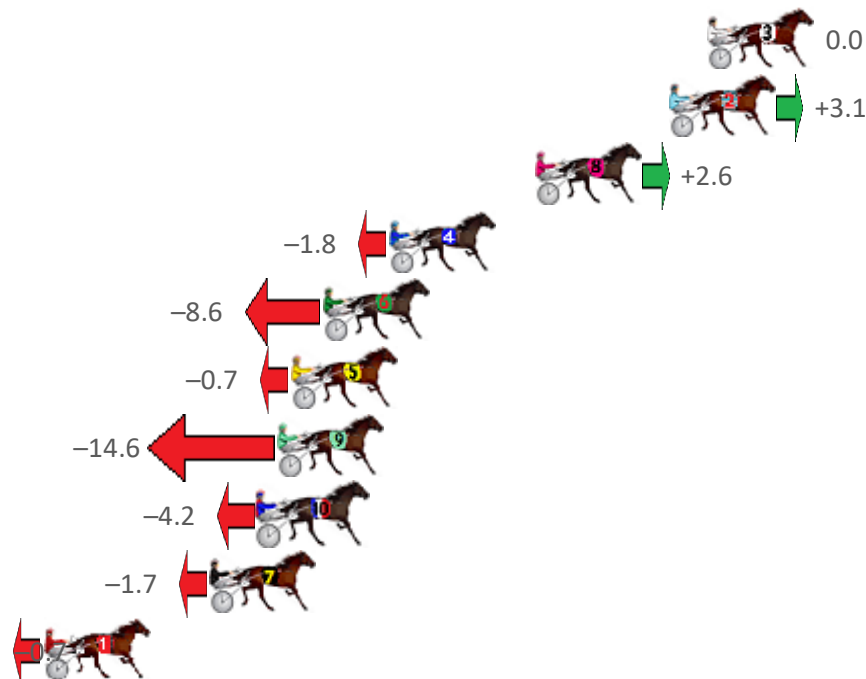
Albion Park Race 3 Distance 1660m

Saturday, 2 October 2021

Gross Time: 1:58.50 MileRate: 1:54.90 LeadTime: 3.30s First Qtr: 29.30s Second Qtr: 30.40s Third Qtr: 28.10s Fourth Qtr: 27.40s

NoHorse	Plc	Margin	Time	800Time (W)	400 Time (W)
3 KEY LARGO	1	0.0m	1:58.50	55.50s (0)	27.40s (0)
2 COURAGEOUS SAINT	2	1.5m	1:58.61	55.29s (0)	27.18s (0)
8 THE DEMOCRAT	3	6.8m	1:58.99	55.32s (0)	27.22s (0)
4 IT AINT THE MONEY	4	12.6m	1:59.41	55.62s (1)	27.44s (1)
6 BLISSFULL LILLY	5	15.2m	1:59.60	56.09s (1)	27.92s (1)
5 WE SALUTE YOU	6	16.5m	1:59.69	55.55s (1)	27.39s (1)
9 STREET APPEAL	7	17.0m	1:59.73	56.51s (1)	28.34s (1)
10 AT WEST POINT	8	17.8m	1:59.78	55.79s (0)	27.69s (0)
7 FEELINGFORAMIRACLE	9	19.7m	1:59.92	55.62s (0)	27.45s (0)
1 COMMODORE JUJON	10	26.3m	2:00.40	55.55s (0)	27.54s (1)

Finish Position and metres gained from 800m



Sectionals
Powered by



Home of Australian Harness Sectionals

PJ HARNESS ANALYSER

+ RAW DATA + HORSE REPORTS + FREE FRIDAY FACEBOOK TIP



www.pjdata.com.au | admin@pjdata.com.au | www.facebook.com/PJHarnessRacing

The Racing Queensland Board (trading as Racing Queensland) and provider are not responsible for the completeness or accuracy of any of the information contained herein, and makes no representations about its suitability for any purpose.

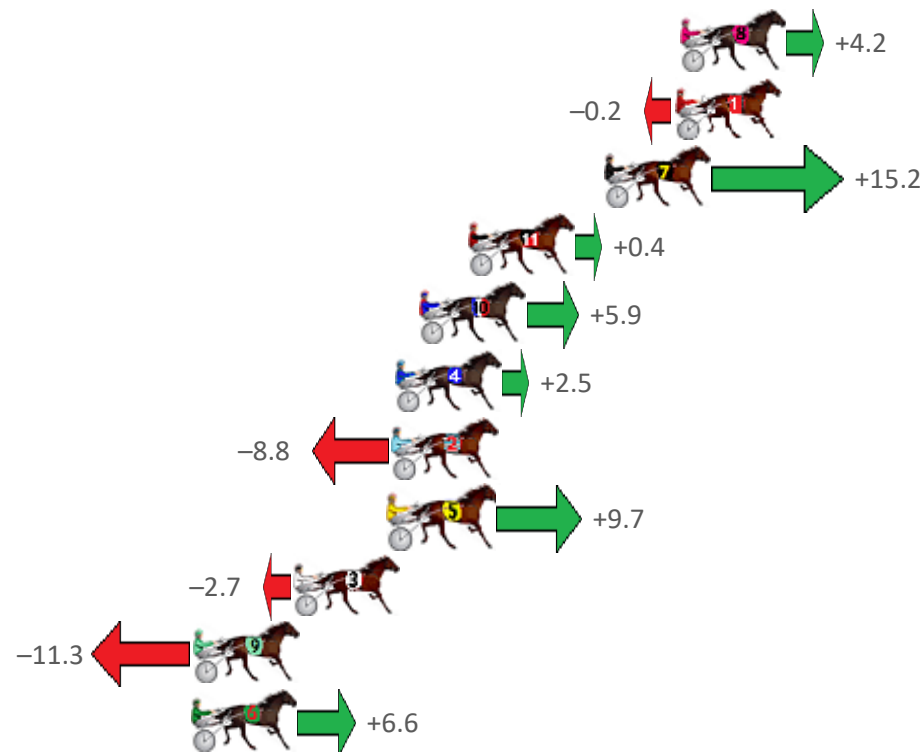
Albion Park Race 4 Distance 2138m

Saturday, 2 October 2021

Gross Time: 2:33.40 MileRate: 1:55.50 LeadTime: 37.10s First Qtr: 29.60s Second Qtr: 29.90s Third Qtr: 28.20s Fourth Qtr: 28.60s

NoHorse	Plc	Margin	Time	800Time (W)	400 Time (W)
8 FLO RYDA	1	0.0m	2:33.40	56.50s (0)	28.23s (0)
1 NOTORIOUS	2	0.2m	2:33.42	56.81s (0)	28.61s (0)
7 THE IDEAL DANCER	3	3.0m	2:33.63	55.73s (1)	27.45s (1)
11 MY ULTIMATE BONDI	4	8.4m	2:34.03	56.77s (0)	28.49s (0)
10 GLENEAGLE WARRIOR	5	10.3m	2:34.17	56.38s (2)	28.96s (2)
4 GOLIGHTLY	6	11.3m	2:34.25	56.62s (0)	28.32s (0)
2 LIFEOFBRIAN	7	11.4m	2:34.26	57.42s (1)	29.13s (1)
5 LORD DIGBY	8	11.5m	2:34.26	56.12s (2)	28.69s (2)
3 ONE LAST ROLL	9	15.3m	2:34.55	56.99s (1)	28.66s (1)
9 MAN OF ACTION	10	19.3m	2:34.85	57.60s (1)	29.28s (1)
6 KING TRITON	11	19.4m	2:34.86	56.33s (2)	28.90s (2)

Finish Position and metres gained from 800m



Sectionals
Powered by



Home of Australian Harness Sectionals
PJ HARNESS ANALYSER

+ RAW DATA + HORSE REPORTS + FREE FRIDAY FACEBOOK TIP



www.pjdata.com.au | admin@pjdata.com.au | www.facebook.com/PJHarnessRacing

The Racing Queensland Board (trading as Racing Queensland) and provider are not responsible for the completeness or accuracy of any of the information contained herein, and makes no representations about its suitability for any purpose.

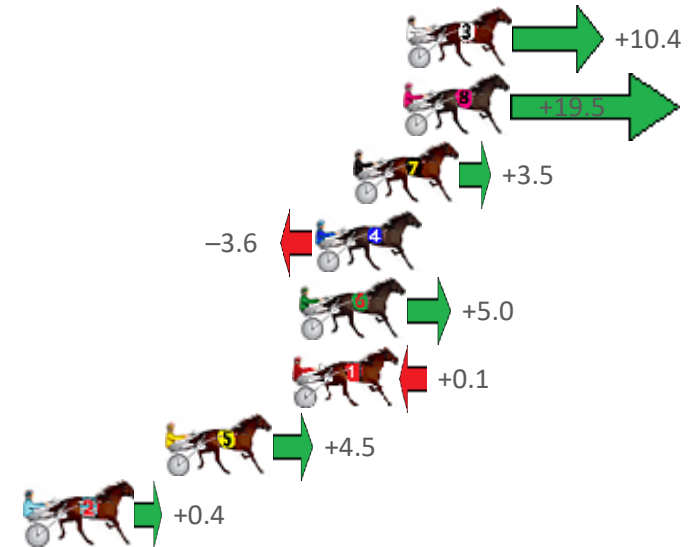
Albion Park Race 5 Distance 2138m

Saturday, 2 October 2021

Gross Time: 2:34.60 MileRate: 1:56.40 LeadTime: 37.70s First Qtr: 30.40s Second Qtr: 30.30s Third Qtr: 28.30s Fourth Qtr: 27.90s

NoHorse	Plc	Margin	Time	800Time (W)	400 Time (W)
3 KANENA PROVLIMA	1	0.0m	2:34.60	55.47s (1)	27.36s (2)
8 SPEECH IS SILVER	2	0.1m	2:34.61	54.84s (1)	27.03s (2)
7 SQUIRE	3	2.1m	2:34.75	55.96s (1)	27.77s (1)
4 IDEAL WORLD	4	3.6m	2:34.86	56.45s (0)	28.15s (0)
6 KASH US BACK	5	4.2m	2:34.91	55.85s (0)	27.53s (0)
1 STOMPPEM	6	4.5m	2:34.93	56.19s (0)	27.88s (0)
5 MAJORDOIT	7	9.5m	2:35.30	55.89s (0)	27.53s (0)
2 LEOS BEST	8	15.0m	2:35.70	56.17s (1)	28.02s (1)

Finish Position and metres gained from 800m



Sectionals
Powered by



Home of Australian Harness Sectionals
PJ HARNESS ANALYSER

+ RAW DATA + HORSE REPORTS + FREE FRIDAY FACEBOOK TIP



www.pjdata.com.au | admin@pjdata.com.au | www.facebook.com/PJHarnessRacing

The Racing Queensland Board (trading as Racing Queensland) and provider are not responsible for the completeness or accuracy of any of the information contained herein, and makes no representations about its suitability for any purpose.

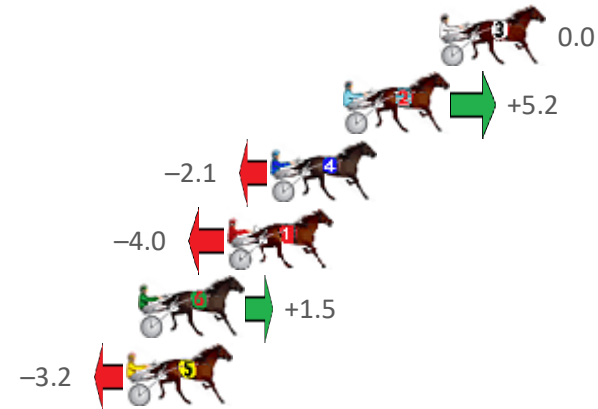
Albion Park Race 6 Distance 1660m

Saturday, 2 October 2021

Gross Time: 1:57.40 MileRate: 1:53.80 LeadTime: 3.30s First Qtr: 28.60s Second Qtr: 30.80s Third Qtr: 28.20s Fourth Qtr: 26.50s

NoHorse	Plc	Margin	Time	800Time (W)	400 Time (W)
3 TURN IT UP	1	0.0m	1:57.40	54.70s (0)	26.50s (0)
2 MAKE MINE MEMPHIS	2	3.8m	1:57.67	54.35s (1)	26.20s (1)
4 TOMMY LINCOLN	3	6.7m	1:57.87	54.84s (1)	26.69s (1)
1 FAME ASSURED	4	8.4m	1:57.99	54.97s (0)	26.71s (0)
6 NORTHVIEW HUSTLER	5	11.9m	1:58.23	54.60s (1)	26.31s (1)
5 LILAC FLASH	6	12.4m	1:58.27	54.92s (0)	26.55s (0)

Finish Position and metres gained from 800m



Sectionals
Powered by



Home of Australian Harness Sectionals
PJ HARNESS ANALYSER

+ RAW DATA + HORSE REPORTS + FREE FRIDAY FACEBOOK TIP



www.pjdata.com.au | admin@pjdata.com.au | www.facebook.com/PJHarnessRacing

The Racing Queensland Board (trading as Racing Queensland) and provider are not responsible for the completeness or accuracy of any of the information contained herein, and makes no representations about its suitability for any purpose.

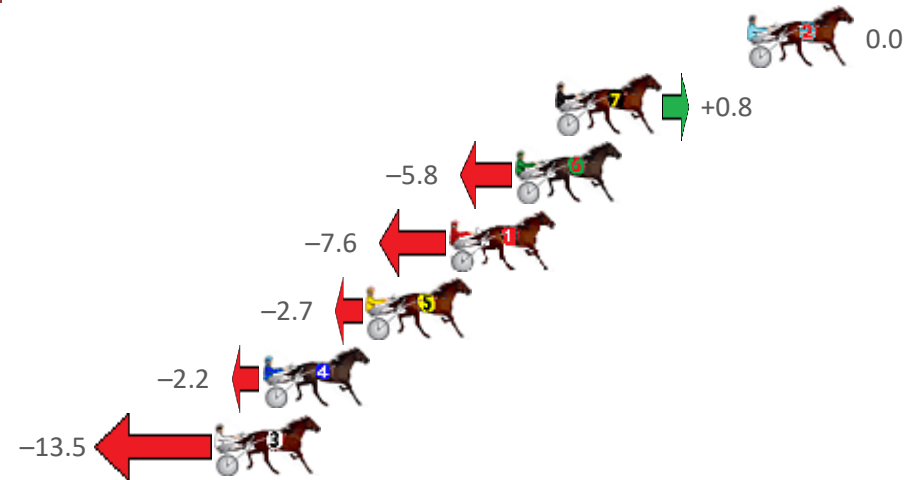
Albion Park Race 7 Distance 1660m

Saturday, 2 October 2021

Gross Time: 1:59.60 MileRate: 1:55.90 LeadTime: 3.50s First Qtr: 28.00s Second Qtr: 31.10s Third Qtr: 29.30s Fourth Qtr: 27.70s

NoHorse	Plc	Margin	Time	800Time (W)	400 Time (W)
2 HERBS HERO	1	0.0m	1:59.60	57.00s (0)	27.70s (0)
7 JUMPING JOLT	2	7.6m	2:00.15	56.94s (0)	27.59s (0)
6 HENRY HU	3	9.2m	2:00.27	57.41s (1)	28.11s (1)
1 LITTLE CHANGE	4	11.8m	2:00.46	57.54s (0)	28.20s (0)
5 THE HUMMER	5	15.1m	2:00.70	57.19s (1)	27.86s (2)
4 SAVING MAJOR PERCY	6	19.2m	2:01.00	57.16s (1)	27.82s (2)
3 OYSTER STRIDE	7	21.1m	2:01.14	57.96s (1)	28.42s (1)

Finish Position and metres gained from 800m



Sectionals
Powered by



Home of Australian Harness Sectionals
PJ HARNESS ANALYSER

+ RAW DATA + HORSE REPORTS + FREE FRIDAY FACEBOOK TIP



www.pjdata.com.au | admin@pjdata.com.au | www.facebook.com/PJHarnessRacing

The Racing Queensland Board (trading as Racing Queensland) and provider are not responsible for the completeness or accuracy of any of the information contained herein, and makes no representations about its suitability for any purpose.

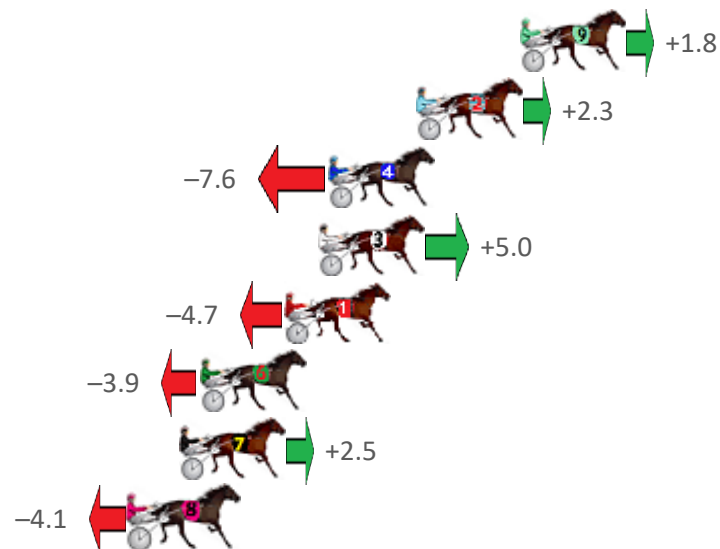
Albion Park Race 8 Distance 1660m

Saturday, 2 October 2021

Gross Time: 1:59.60 MileRate: 1:56.00 LeadTime: 3.30s First Qtr: 29.40s Second Qtr: 30.30s Third Qtr: 28.50s Fourth Qtr: 28.10s

NoHorse	Plc	Margin	Time	800Time (W)	400 Time (W)
9 COBBITY CASTLE	1	0.0m	1:59.60	56.47s (1)	27.96s (1)
2 MOLLIESMARYELLE	2	4.1m	1:59.90	56.44s (1)	27.94s (1)
4 JEWEL OF PEAK	3	7.6m	2:00.16	57.13s (0)	28.63s (0)
3 QUICK STEP	4	8.0m	2:00.19	56.25s (0)	27.71s (0)
1 MOLLYS SECRET	5	9.3m	2:00.29	56.93s (0)	28.41s (0)
6 BETTOR MEMORIES	6	12.7m	2:00.54	56.87s (0)	28.36s (0)
7 SNUGGLES BANYULA	7	13.5m	2:00.60	56.42s (1)	27.98s (1)
8 MORESCO	8	15.5m	2:00.74	56.89s (1)	28.41s (1)

Finish Position and metres gained from 800m



Sectionals
Powered by



Home of Australian Harness Sectionals

PJ HARNESS ANALYSER

+ RAW DATA + HORSE REPORTS + FREE FRIDAY FACEBOOK TIP



www.pjdata.com.au | admin@pjdata.com.au | www.facebook.com/PJHarnessRacing

The Racing Queensland Board (trading as Racing Queensland) and provider are not responsible for the completeness or accuracy of any of the information contained herein, and makes no representations about its suitability for any purpose.

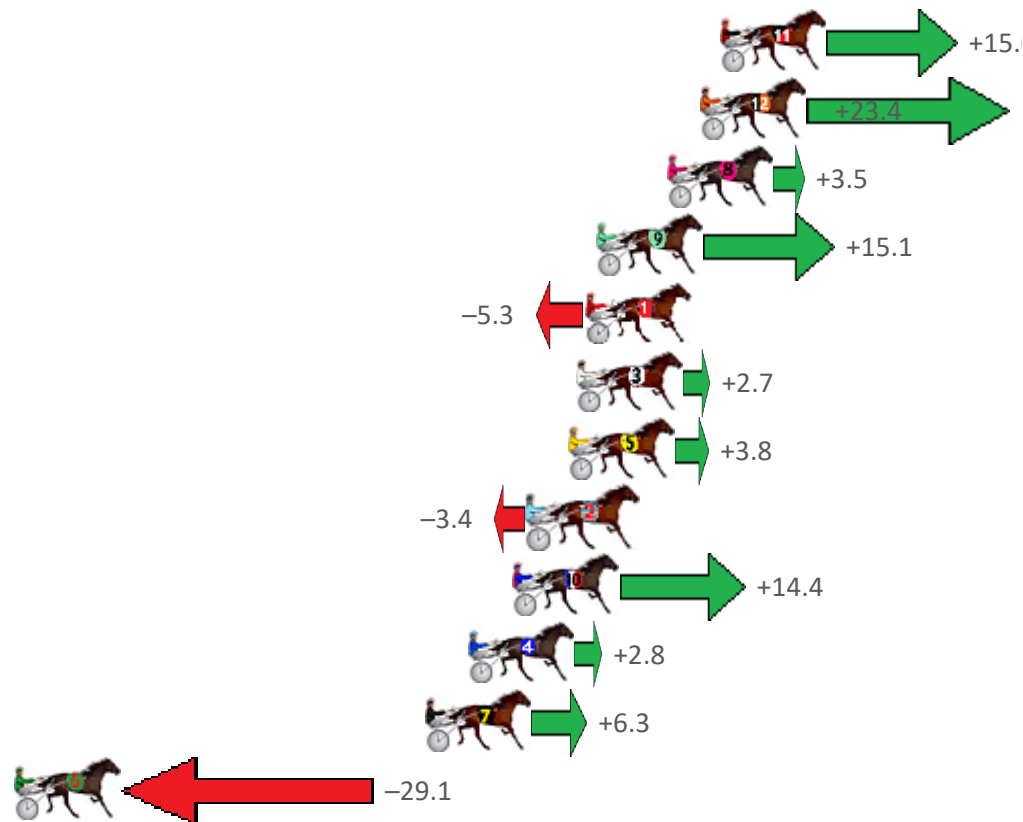
Albion Park Race 9 Distance 2138m

Saturday, 2 October 2021

Gross Time: 2:43.90 MileRate: 2:01.70 LeadTime: 41.90s First Qtr: 31.50s Second Qtr: 31.50s Third Qtr: 29.80s Fourth Qtr: 29.20s

NoHorse	Plc	Margin	Time	800Time (W)	400 Time (W)
11 NORTHERN MUSCLE	1	0.0m	2:43.90	57.90s (1)	28.87s (2)
12 GEE UP NEDDY	2	0.8m	2:43.96	57.28s (1)	28.24s (2)
8 MORE SHADES OF GOL	3	2.1m	2:44.06	58.74s (1)	29.22s (1)
9 JUSTABITNOISY	4	4.9m	2:44.28	57.89s (1)	28.87s (2)
1 AVEROSS DON	5	5.3m	2:44.31	59.39s (0)	29.58s (0)
3 MAJESTIC ESS JAY	6	5.7m	2:44.34	58.80s (0)	28.97s (0)
5 ORLANDO JOLT	7	6.0m	2:44.36	58.72s (1)	29.19s (1)
2 ONE NIGHT OUT	8	7.6m	2:44.48	59.25s (0)	29.43s (0)
10 MUSCULUS	9	8.2m	2:44.53	57.94s (0)	29.00s (1)
4 MELPARK MAGIC	10	10.0m	2:44.67	58.79s (0)	28.97s (0)
7 GODOFTHUNDER	11	11.7m	2:44.80	58.54s (0)	28.87s (1)
6 DOUG	12	94.1m	2:51.11	61.13s (0)	30.59s (0)

Finish Position and metres gained from 800m



Sectionals
Powered by



Home of Australian Harness Sectionals
PJ HARNESS ANALYSER

+ RAW DATA + HORSE REPORTS + FREE FRIDAY FACEBOOK TIP



www.pjdata.com.au | admin@pjdata.com.au | www.facebook.com/PJHarnessRacing

The Racing Queensland Board (trading as Racing Queensland) and provider are not responsible for the completeness or accuracy of any of the information contained herein, and makes no representations about its suitability for any purpose.