

Albion Park Race 1 Distance 1628m

Friday, 1 October 2021

Gross Time: 2:06.40 MileRate: 2:04.20 LeadTime: 2.70s First Qtr: 34.50s Second Qtr: 30.70s Third Qtr: 29.80s Fourth Qtr: 28.70s

NoHorse	Plc	Margin	Time	800Time (W)	400 Time (W)
---------	-----	--------	------	-------------	--------------

2 YOU NO ILL BE LATE	1	0.0m	2:06.40	58.50s (0)	28.70s (0)
----------------------	---	------	---------	------------	------------

3 ALDEBARAN SELENA	2	40.6m	2:09.46	61.21s (1)	30.94s (0)
--------------------	---	-------	---------	------------	------------

1 OONSKADE	3	70.8m	2:11.73	59.65s (0)	29.33s (0)
------------	---	-------	---------	------------	------------

Finish Position and metres gained from 800m



Sectionals
Powered by



Home of Australian Harness Sectionals

PJ HARNESS ANALYSER

+ RAW DATA + HORSE REPORTS + FREE FRIDAY FACEBOOK TIP



www.pjdata.com.au | admin@pjdata.com.au | www.facebook.com/PJHarnessRacing

The Racing Queensland Board (trading as Racing Queensland) and provider are not responsible for the completeness or accuracy of any of the information contained herein, and makes no representations about its suitability for any purpose.

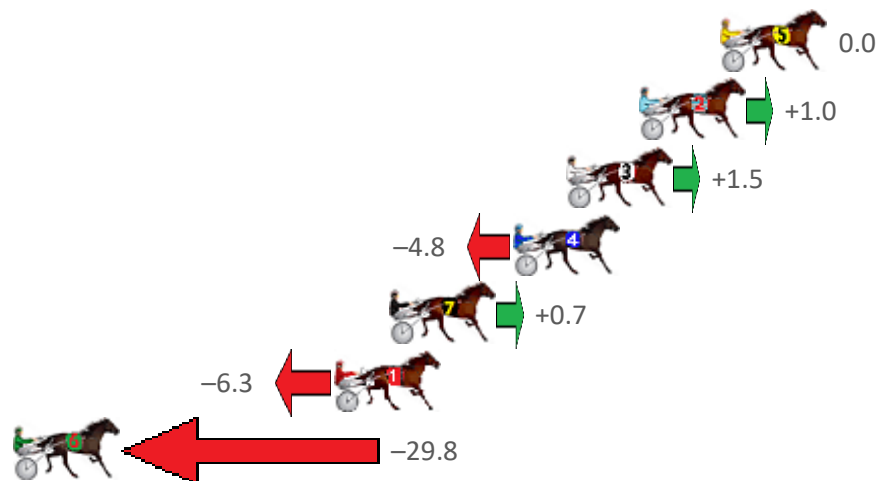
Albion Park Race 2 Distance 2138m

Friday, 1 October 2021

Gross Time: 2:43.40 MileRate: 2:02.40 LeadTime: 42.70s First Qtr: 31.90s Second Qtr: 30.70s Third Qtr: 29.90s Fourth Qtr: 28.20s

NoHorse	Plc	Margin	Time	800Time (W)	400 Time (W)
5 IM THE COMMANDO	1	0.0m	2:43.40	58.10s (0)	28.20s (0)
2 TAM OSHANTER	2	3.2m	2:43.64	58.03s (0)	28.12s (0)
3 FATHER CHRISTMAS	3	6.1m	2:43.85	57.99s (1)	28.09s (1)
4 CHASING GREAT	4	8.2m	2:44.01	58.45s (1)	28.61s (1)
7 KINGDOM COME	5	13.1m	2:44.37	58.05s (0)	28.31s (2)
1 DOWN UNDER RORS	6	15.3m	2:44.53	58.55s (0)	28.57s (0)
6 PRINCESS FAITH	7	74.8m	2:48.94	60.25s (0)	29.24s (0)

Finish Position and metres gained from 800m



Sectionals
Powered by



Home of Australian Harness Sectionals

PJ HARNESS ANALYSER

+ RAW DATA + HORSE REPORTS + FREE FRIDAY FACEBOOK TIP



www.pjdata.com.au | admin@pjdata.com.au | www.facebook.com/PJHarnessRacing

The Racing Queensland Board (trading as Racing Queensland) and provider are not responsible for the completeness or accuracy of any of the information contained herein, and makes no representations about its suitability for any purpose.

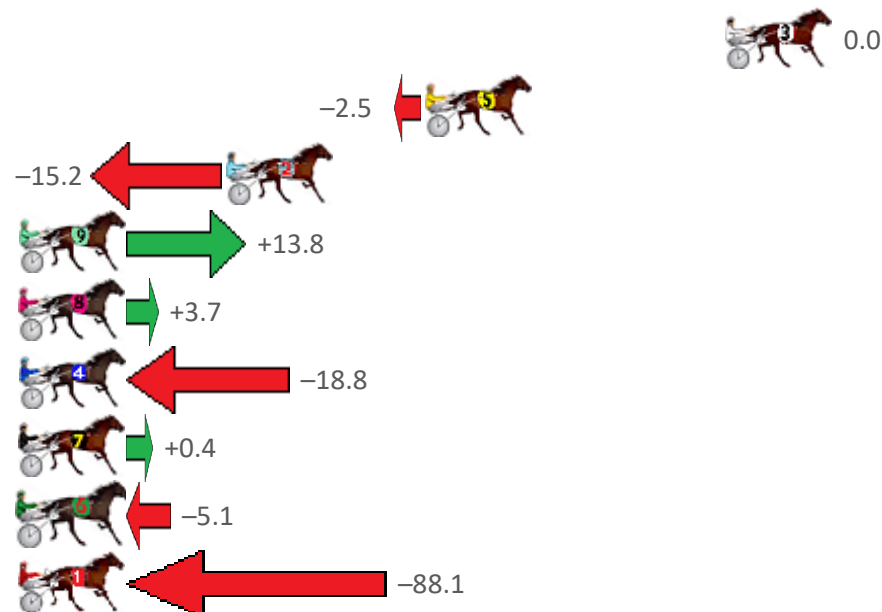
Albion Park Race 3 Distance 2138m

Friday, 1 October 2021

Gross Time: 2:45.60 MileRate: 2:04.60 LeadTime: 42.30s First Qtr: 30.70s Second Qtr: 32.50s Third Qtr: 30.10s Fourth Qtr: 30.00s

NoHorse	Plc	Margin	Time	800Time (W)	400 Time (W)
3 AURORA	1	0.0m	2:45.60	60.10s (0)	30.00s (0)
5 THE NIGHT KING	2	11.9m	2:46.54	60.29s (0)	30.10s (1)
2 SHEGOTSASS	3	19.8m	2:47.16	61.24s (0)	30.72s (0)
9 IMA CALVERT ROSE	4	31.8m	2:48.10	59.07s (1)	29.85s (1)
8 MAJESTIC SPEED	5	33.1m	2:48.20	59.82s (0)	30.35s (0)
4 TOUCHE DE FLING	6	33.8m	2:48.26	61.50s (0)	30.88s (0)
7 DON ABRASCO	7	42.6m	2:48.95	60.07s (0)	30.42s (0)
6 JUST CALL ME MOLLY	8	55.7m	2:49.98	60.48s (0)	30.78s (0)
1 HIPSARESWINGIN	9	143.7m	2:56.89	66.68s (0)	34.90s (0)

Finish Position and metres gained from 800m



Sectionals
Powered by



Home of Australian Harness Sectionals

PJ HARNESS ANALYSER

+ RAW DATA + HORSE REPORTS + FREE FRIDAY FACEBOOK TIP



www.pjdata.com.au | admin@pjdata.com.au | www.facebook.com/PJHarnessRacing

The Racing Queensland Board (trading as Racing Queensland) and provider are not responsible for the completeness or accuracy of any of the information contained herein, and makes no representations about its suitability for any purpose.

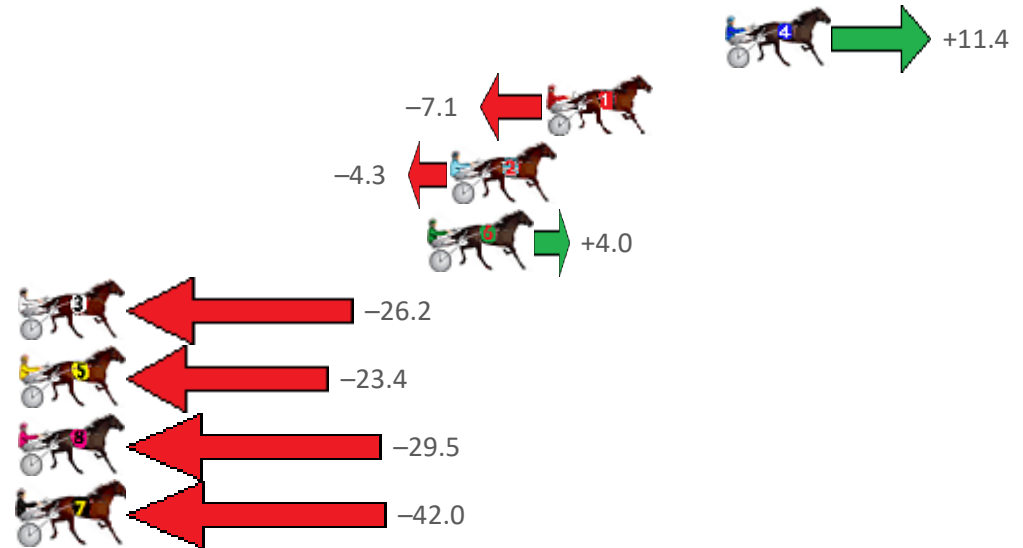
Albion Park Race 4 Distance 2138m

Friday, 1 October 2021

Gross Time: 2:37.20 MileRate: 1:58.30 LeadTime: 39.10s First Qtr: 29.90s Second Qtr: 30.00s Third Qtr: 29.00s Fourth Qtr: 29.20s

NoHorse	Plc	Margin	Time	800Time (W)	400 Time (W)
4 BUKTHSYSTEM	1	0.0m	2:37.20	57.38s (1)	28.59s (2)
1 ARMA VEYRON	2	7.1m	2:37.74	58.71s (0)	29.72s (0)
2 ARCHILLES	3	10.9m	2:38.03	58.51s (1)	29.22s (1)
6 SHEZ GOT BLING	4	11.8m	2:38.10	57.91s (1)	29.00s (2)
3 LETS ROLL THE DICE	5	28.0m	2:39.34	60.10s (1)	30.78s (1)
5 CROWN MOJO	6	32.2m	2:39.67	59.89s (0)	30.77s (0)
8 GLENLEDI COMMANDE	7	33.9m	2:39.80	60.33s (0)	31.21s (0)
7 REGINA ELENA	8	55.8m	2:41.47	61.24s (0)	32.15s (0)

Finish Position and metres gained from 800m



Sectionals
Powered by



Home of Australian Harness Sectionals
PJ HARNESS ANALYSER

+ RAW DATA + HORSE REPORTS + FREE FRIDAY FACEBOOK TIP



www.pjdata.com.au | admin@pjdata.com.au | www.facebook.com/PJHarnessRacing

The Racing Queensland Board (trading as Racing Queensland) and provider are not responsible for the completeness or accuracy of any of the information contained herein, and makes no representations about its suitability for any purpose.

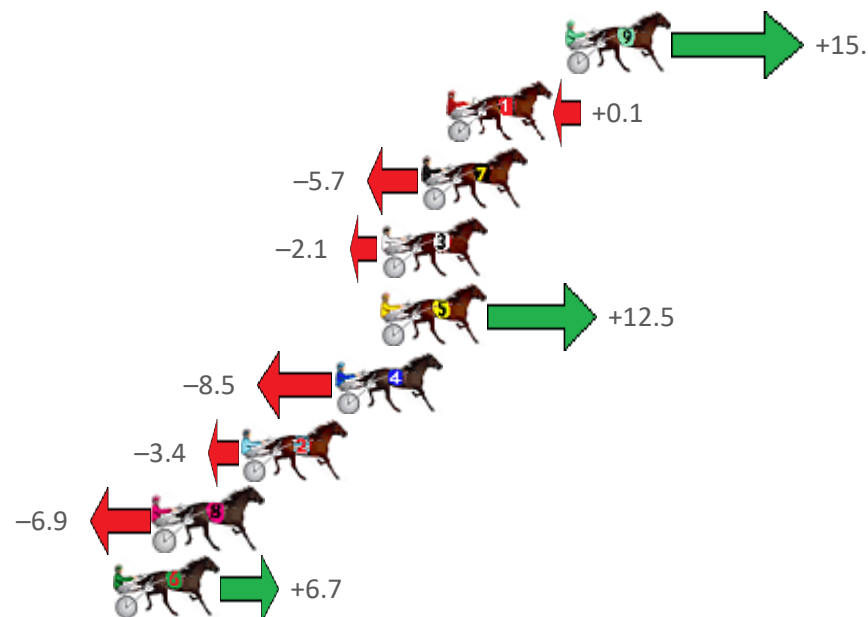
Albion Park Race 5 Distance 1660m

Friday, 1 October 2021

Gross Time: 1:58.90 MileRate: 1:55.30 LeadTime: 3.40s First Qtr: 27.90s Second Qtr: 30.60s Third Qtr: 28.30s Fourth Qtr: 28.70s

NoHorse	Plc	Margin	Time	800Time (W)	400 Time (W)
9 DELIGHTFUL REASON	1	0.0m	1:58.90	55.92s (1)	27.70s (2)
1 SCOTTS RAIN	2	4.7m	1:59.25	56.99s (0)	28.72s (0)
7 TYPHOON TORQUE	3	5.7m	1:59.33	57.40s (0)	29.11s (0)
3 TRUE STEPPER	4	7.3m	1:59.45	57.15s (1)	28.81s (1)
5 PRINCE JOY	5	7.3m	1:59.45	56.11s (1)	28.04s (0)
4 GINATIANO	6	9.1m	1:59.59	57.60s (1)	29.24s (1)
2 MAJOR MISCHIEF	7	12.8m	1:59.86	57.24s (1)	28.93s (2)
8 IMFEELINGIT	8	16.3m	2:00.13	57.49s (0)	29.21s (0)
6 LANOCH BOY	9	17.9m	2:00.25	56.53s (1)	28.39s (1)

Finish Position and metres gained from 800m



Sectionals
Powered by



Home of Australian Harness Sectionals
PJ HARNESS ANALYSER

+ RAW DATA + HORSE REPORTS + FREE FRIDAY FACEBOOK TIP



www.pjdata.com.au | admin@pjdata.com.au | www.facebook.com/PJHarnessRacing

The Racing Queensland Board (trading as Racing Queensland) and provider are not responsible for the completeness or accuracy of any of the information contained herein, and makes no representations about its suitability for any purpose.


Albion Park Race 6 Distance 1660m

Friday, 1 October 2021

Gross Time: 1:57.80 MileRate: 1:54.20 LeadTime: 3.40s First Qtr: 27.50s Second Qtr: 29.50s Third Qtr: 27.80s Fourth Qtr: 29.60s

NoHorse	Plc	Margin	Time	800Time (W)	400 Time (W)
5 FLIGHT CREW	1	0.0m	1:57.80	57.07s (1)	29.36s (1)
6 SKIPPYS DELIGHT	2	2.9m	1:58.03	57.61s (0)	29.81s (0)
7 TROPICAL STORM	3	5.5m	1:58.23	56.15s (1)	28.47s (2)
1 ROCKINDOWNUNDER	4	7.4m	1:58.37	57.63s (0)	29.79s (0)
4 OCTOBER RACKETEER	5	13.2m	1:58.82	57.67s (1)	29.54s (1)
2 GLITTER STRIP	6	13.5m	1:58.85	57.66s (0)	29.59s (0)
8 LETTUCEROLL	7	14.5m	1:58.93	57.41s (0)	29.31s (0)
9 LORIMER LADY	8	14.5m	1:58.93	57.44s (1)	29.28s (1)
3 WANNAGO	9	24.0m	1:59.66	57.80s (1)	29.66s (1)

Finish Position and metres gained from 800m



Sectionals
Powered by



Home of Australian Harness Sectionals
PJ HARNESS ANALYSER

+ RAW DATA + HORSE REPORTS + FREE FRIDAY FACEBOOK TIP



www.pjdata.com.au | admin@pjdata.com.au | www.facebook.com/PJHarnessRacing

The Racing Queensland Board (trading as Racing Queensland) and provider are not responsible for the completeness or accuracy of any of the information contained herein, and makes no representations about its suitability for any purpose.

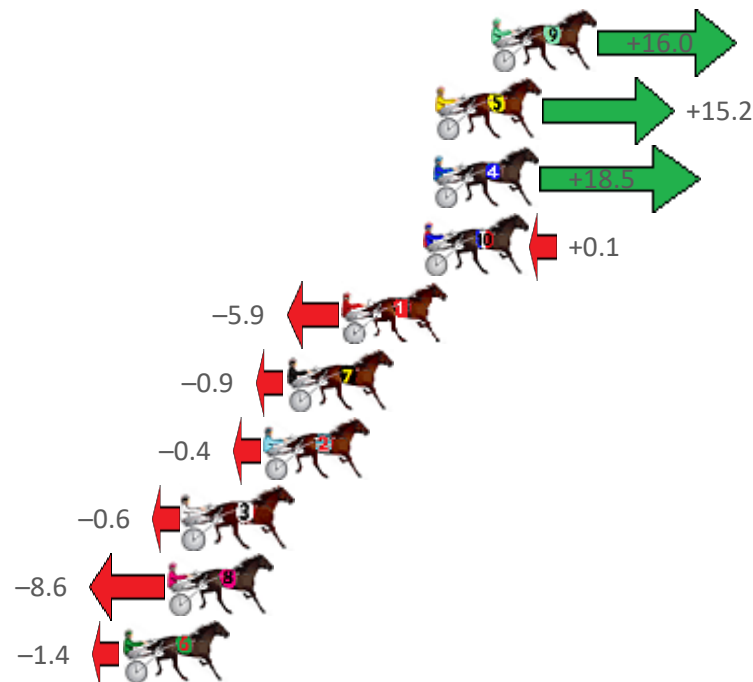
Albion Park Race 7 Distance 2138m

Friday, 1 October 2021

Gross Time: 2:37.70 MileRate: 1:58.70 LeadTime: 38.30s First Qtr: 31.20s Second Qtr: 31.50s Third Qtr: 28.90s Fourth Qtr: 27.80s

NoHorse	Plc	Margin	Time	800Time (W)	400 Time (W)
9 THE ROCKNROLL KING	1	0.0m	2:37.70	55.57s (1)	26.92s (2)
5 PEPPA BLISS	2	2.2m	2:37.86	55.63s (2)	27.70s (2)
4 NO DOUBT	3	2.3m	2:37.87	55.40s (1)	27.38s (2)
10 ITS MR CLOONEY	4	2.7m	2:37.90	56.69s (1)	27.96s (1)
1 IN CHEVRON WE TRUST	5	5.9m	2:38.13	57.12s (0)	28.21s (0)
7 SLINGSHOT	6	8.1m	2:38.29	56.76s (1)	28.01s (1)
2 TORQUE ONETWOTHRE	7	9.0m	2:38.36	56.73s (0)	27.77s (0)
3 TORO DELAGO	8	12.2m	2:38.59	56.74s (1)	27.98s (1)
8 ROYAL OBSESSION	9	12.8m	2:38.64	57.31s (0)	28.37s (0)
6 RIVERLEIGH ROCKET	10	14.6m	2:38.77	56.80s (0)	27.81s (0)

Finish Position and metres gained from 800m



Sectionals
Powered by



Home of Australian Harness Sectionals
PJ HARNESS ANALYSER

+ RAW DATA + HORSE REPORTS + FREE FRIDAY FACEBOOK TIP



www.pjdata.com.au | admin@pjdata.com.au | www.facebook.com/PJHarnessRacing

The Racing Queensland Board (trading as Racing Queensland) and provider are not responsible for the completeness or accuracy of any of the information contained herein, and makes no representations about its suitability for any purpose.

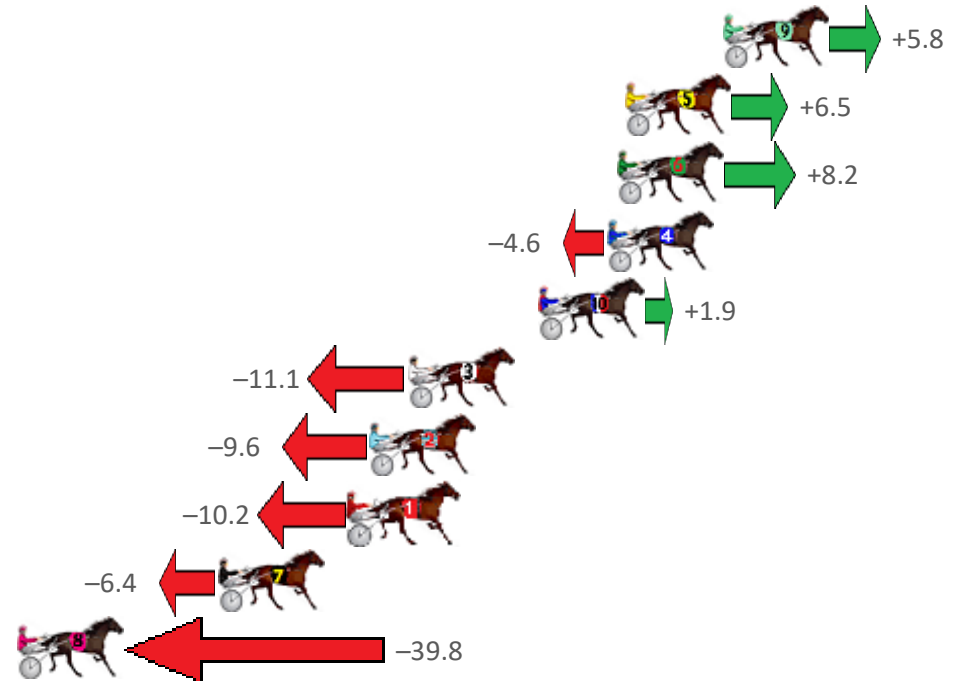
Albion Park Race 8 Distance 1660m

Friday, 1 October 2021

Gross Time: 1:57.90 MileRate: 1:54.30 LeadTime: 3.10s First Qtr: 26.90s Second Qtr: 29.90s Third Qtr: 28.50s Fourth Qtr: 29.50s

No	Horse	Plc	Margin	Time	800Time (W)	400 Time (W)
9	CAPTAIN NEMO	1	0.0m	1:57.90	57.58s (2)	29.47s (3)
5	MISTER DIAMOND	2	3.9m	1:58.20	57.53s (2)	29.39s (2)
6	SIMON	3	4.2m	1:58.22	57.41s (1)	29.12s (1)
4	CLASSIE AMERICAN	4	4.6m	1:58.26	58.33s (1)	29.84s (1)
10	SOHO SINATRA	5	7.3m	1:58.46	57.86s (0)	29.14s (0)
3	HARPS	6	12.5m	1:58.87	58.80s (2)	30.39s (2)
2	BLUE IVY	7	14.0m	1:58.98	58.69s (0)	29.98s (0)
1	COLONEL JOY	8	14.8m	1:59.04	58.74s (1)	30.26s (1)
7	SPIKE BROMAC	9	20.0m	1:59.45	58.46s (0)	29.93s (1)
8	ROCKNROLL DUDE	10	40.0m	2:00.99	60.87s (0)	32.20s (0)

Finish Position and metres gained from 800m



Sectionals
Powered by



Home of Australian Harness Sectionals
PJ HARNESS ANALYSER

+ RAW DATA + HORSE REPORTS + FREE FRIDAY FACEBOOK TIP



www.pjdata.com.au | admin@pjdata.com.au | www.facebook.com/PJHarnessRacing

The Racing Queensland Board (trading as Racing Queensland) and provider are not responsible for the completeness or accuracy of any of the information contained herein, and makes no representations about its suitability for any purpose.

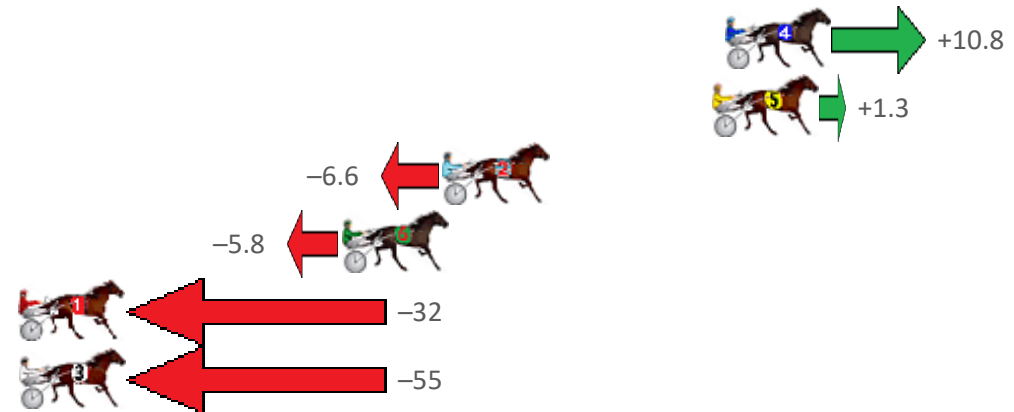
Albion Park Race 9 Distance 2138m

Friday, 1 October 2021

Gross Time: 2:32.70 MileRate: 1:55.00 LeadTime: 36.60s First Qtr: 30.10s Second Qtr: 28.60s Third Qtr: 28.00s Fourth Qtr: 29.40s

NoHorse	Plc	Margin	Time	800Time (W)	400 Time (W)
4 FOND MEMORIES	1	0.0m	2:32.70	56.63s (1)	28.33s (1)
5 VIRGIL	2	0.5m	2:32.74	57.31s (1)	29.44s (0)
2 LETTERKENNY BOY	3	11.2m	2:33.56	57.87s (0)	29.02s (0)
6 ROYAL AURORA	4	15.2m	2:33.87	57.81s (0)	28.98s (0)
1 OHOKA JIMMY	5	31.9m	2:35.16	59.68s (0)	30.84s (0)
3 JUST ROKIN	6	61.0m	2:37.40	61.30s (1)	32.40s (1)

Finish Position and metres gained from 800m



Sectionals
Powered by



Home of Australian Harness Sectionals
PJ HARNESS ANALYSER

+ RAW DATA + HORSE REPORTS + FREE FRIDAY FACEBOOK TIP



www.pjdata.com.au | admin@pjdata.com.au | www.facebook.com/PJHarnessRacing

The Racing Queensland Board (trading as Racing Queensland) and provider are not responsible for the completeness or accuracy of any of the information contained herein, and makes no representations about its suitability for any purpose.