

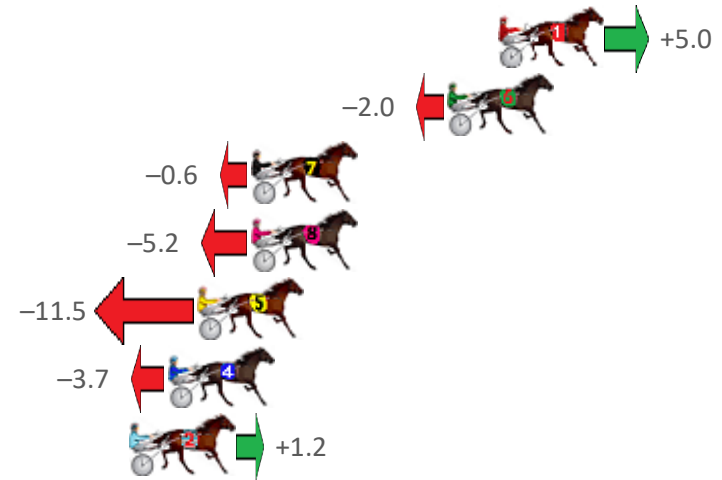
Redcliffe Race 1 Distance 1780m

Sunday, 26 September 2021

Gross Time: 2:11.40 MileRate: 1:58.80 LeadTime: 11.10s First Qtr: 30.20s Second Qtr: 31.90s Third Qtr: 29.30s Fourth Qtr: 28.90s

NoHorse	Plc	Margin	Time	800Time (W)	400 Time (W)
1 ROYAL OBSESSION	1	0.0m	2:11.40	57.84s (0)	28.60s (0)
6 LIFES BLACK	2	2.0m	2:11.55	58.34s (0)	29.04s (0)
7 HARPS	3	9.8m	2:12.14	58.24s (1)	28.76s (1)
8 LITTLE CHANGE	4	9.8m	2:12.14	58.58s (1)	29.09s (1)
5 EL GRAN SENOR	5	11.9m	2:12.30	59.03s (1)	29.54s (1)
4 FEELINGFORAMIRACLE	6	13.1m	2:12.39	58.47s (0)	29.21s (0)
2 CONVAIR HUSTLER	7	14.6m	2:12.51	58.11s (0)	28.87s (0)

Finish Position and metres gained from 800m



Sectionals
Powered by



Home of Australian Harness Sectionals

PJ HARNESS ANALYSER

+ RAW DATA + HORSE REPORTS + FREE FRIDAY FACEBOOK TIP



www.pjdata.com.au | admin@pjdata.com.au | www.facebook.com/PJHarnessRacing


The Racing Queensland Board (trading as Racing Queensland) and provider are not responsible for the completeness or accuracy of any of the information contained herein, and makes no representations about its suitability for any purpose.

Redcliffe Race 2 Distance 1780m

Sunday, 26 September 2021

Gross Time: 2:12.00 MileRate: 1:59.30 LeadTime: 11.60s First Qtr: 29.80s Second Qtr: 30.80s Third Qtr: 29.60s Fourth Qtr: 30.20s

NoHorse	Plc	Margin	Time	800Time (W)	400 Time (W)
8 GELDOF	1	0.0m	2:12.00	59.34s (1)	29.64s (2)
2 TINGE OF FEAR	2	3.3m	2:12.26	60.05s (0)	30.45s (0)
1 HIT THE TRACK	3	5.2m	2:12.41	59.87s (0)	30.26s (0)
4 BUSTN FEELZ GOOD	4	9.9m	2:12.78	59.87s (0)	30.21s (0)
9 HOT EMBERS	5	12.7m	2:13.00	59.91s (1)	30.19s (1)
3 MISS MIA	6	15.2m	2:13.20	60.78s (1)	31.06s (1)
5 ALI DOWNUNDER	7	20.1m	2:13.59	60.10s (1)	30.34s (1)
7 MY CHINA DOLL	8	161.1m	2:24.74	65.08s (0)	33.29s (0)



Sectionals
Powered by



Home of Australian Harness Sectionals
PJ HARNESS ANALYSER

+ RAW DATA + HORSE REPORTS + FREE FRIDAY FACEBOOK TIP



www.pjdata.com.au | admin@pjdata.com.au | www.facebook.com/PJHarnessRacing

The Racing Queensland Board (trading as Racing Queensland) and provider are not responsible for the completeness or accuracy of any of the information contained herein, and makes no representations about its suitability for any purpose.


Redcliffe Race 3 Distance 1780m

Sunday, 26 September 2021

Gross Time: 2:13.20 MileRate: 2:00.40 LeadTime: 11.70s First Qtr: 32.10s Second Qtr: 31.00s Third Qtr: 29.30s Fourth Qtr: 29.10s

NoHorse	Plc	Margin	Time	800Time (W)	400 Time (W)
4 LA SAFRON	1	0.0m	2:13.20	57.99s (1)	29.10s (2)
1 MOTU CULLEN	2	2.3m	2:13.38	58.26s (0)	28.89s (0)
8 LORIMER LADY	3	5.2m	2:13.60	58.69s (1)	29.45s (1)
2 GETALOADATHISGIRL	4	6.1m	2:13.67	58.84s (0)	29.48s (0)
7 HANDSOME HARRY	5	10.8m	2:14.02	58.52s (0)	29.14s (0)
3 AWHOLELOTOFPRETTY	6	14.0m	2:14.27	58.66s (1)	29.62s (1)
6 NO CONFESSION	7	20.6m	2:14.77	58.59s (2)	29.92s (2)
5 ARTS PEREGRINE	8	22.8m	2:14.94	58.97s (1)	29.68s (2)
9 DENNINGTON HEIGHTS	9	24.7m	2:15.09	59.18s (0)	29.77s (1)

Finish Position and metres gained from 800m



Sectionals
Powered by



Home of Australian Harness Sectionals
PJ HARNESS ANALYSER

+ RAW DATA + HORSE REPORTS + FREE FRIDAY FACEBOOK TIP



www.pjdata.com.au | admin@pjdata.com.au | www.facebook.com/PJHarnessRacing

The Racing Queensland Board (trading as Racing Queensland) and provider are not responsible for the completeness or accuracy of any of the information contained herein, and makes no representations about its suitability for any purpose.

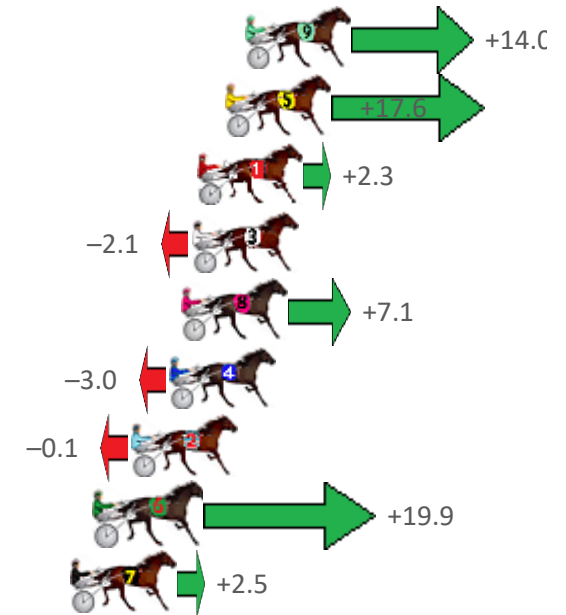
Redcliffe Race 4 Distance 2040m

Sunday, 26 September 2021

Gross Time: 2:33.60 MileRate: 2:01.20 LeadTime: 32.00s First Qtr: 31.00s Second Qtr: 30.30s Third Qtr: 29.80s Fourth Qtr: 30.50s

NoHorse	Plc	Margin	Time	800Time (W)	400 Time (W)
9 GLITTER STRIP	1	0.0m	2:33.60	59.25s (1)	29.53s (2)
5 ARTISTIC SAINT	2	0.8m	2:33.66	58.98s (1)	29.56s (0)
1 SUBTLE ADVICE	3	1.9m	2:33.75	60.13s (0)	30.33s (0)
3 IMA BIRUBI BOY	4	2.1m	2:33.77	60.46s (0)	30.66s (0)
8 CALVERT HOT SHOT	5	2.5m	2:33.80	59.77s (1)	30.07s (2)
4 ROCK SUPREME	6	3.0m	2:33.84	60.52s (1)	30.68s (1)
2 BETTOR MEMORIES	7	4.5m	2:33.96	60.31s (1)	30.57s (2)
6 VIEWBYTHEROCK	8	5.9m	2:34.07	58.81s (1)	29.49s (1)
7 MISTERRIODEJANEIRO	9	6.9m	2:34.15	60.11s (0)	30.42s (1)

Finish Position and metres gained from 800m



Sectionals
Powered by



Home of Australian Harness Sectionals
PJ HARNES ANALYSER

+ RAW DATA + HORSE REPORTS + FREE FRIDAY FACEBOOK TIP



www.pjdata.com.au | admin@pjdata.com.au | www.facebook.com/PJHarnessRacing

The Racing Queensland Board (trading as Racing Queensland) and provider are not responsible for the completeness or accuracy of any of the information contained herein, and makes no representations about its suitability for any purpose.

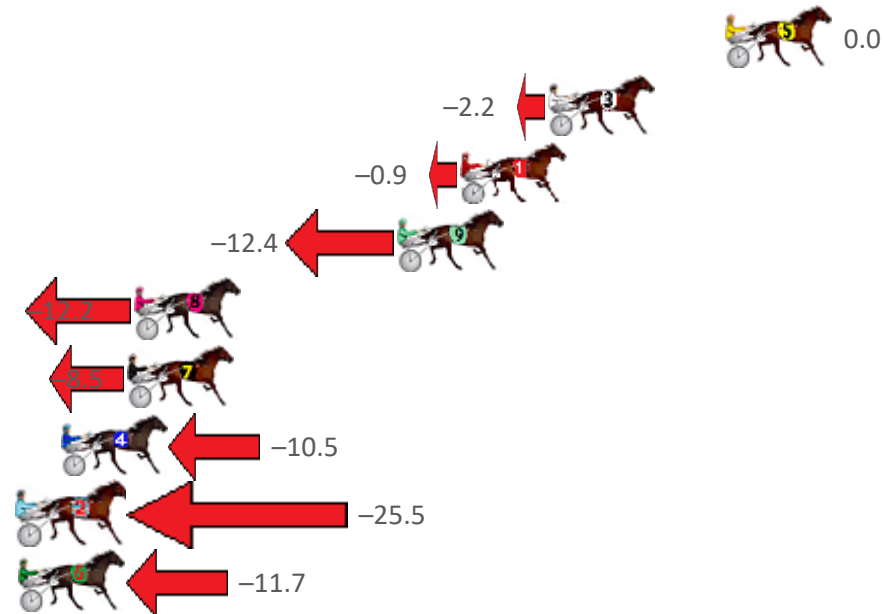
Redcliffe Race 5 Distance 1780m

Sunday, 26 September 2021

Gross Time: 2:13.50 MileRate: 2:00.70 LeadTime: 11.30s First Qtr: 32.00s Second Qtr: 31.70s Third Qtr: 29.40s Fourth Qtr: 29.10s

NoHorse	Plc	Margin	Time	800Time (W)	400 Time (W)
5 SWEET LOMBO	1	0.0m	2:13.50	58.50s (0)	29.10s (0)
3 NEWMERELLA LADYKAY	2	7.0m	2:14.03	58.66s (0)	29.23s (0)
1 PURPLE SHADES	3	10.5m	2:14.30	58.57s (0)	29.15s (0)
9 JILLIBY GIZMO	4	13.0m	2:14.49	59.40s (1)	29.77s (1)
8 GRETELS GIRL	5	23.4m	2:15.29	59.39s (1)	30.00s (2)
7 RISKY BUZINESS	6	23.7m	2:15.31	59.12s (0)	29.60s (0)
4 NON PASSARE	7	26.3m	2:15.51	59.26s (1)	29.87s (2)
2 TILDALYN	8	30.9m	2:15.86	60.35s (1)	30.37s (1)
6 MOONLIGHT BUTCHER	9	31.7m	2:15.92	59.35s (0)	30.06s (1)

Finish Position and metres gained from 800m



Sectionals
Powered by



Home of Australian Harness Sectionals
PJ HARNESS ANALYSER

+ RAW DATA + HORSE REPORTS + FREE FRIDAY FACEBOOK TIP



www.pjdata.com.au | admin@pjdata.com.au | www.facebook.com/PJHarnessRacing

The Racing Queensland Board (trading as Racing Queensland) and provider are not responsible for the completeness or accuracy of any of the information contained herein, and makes no representations about its suitability for any purpose.

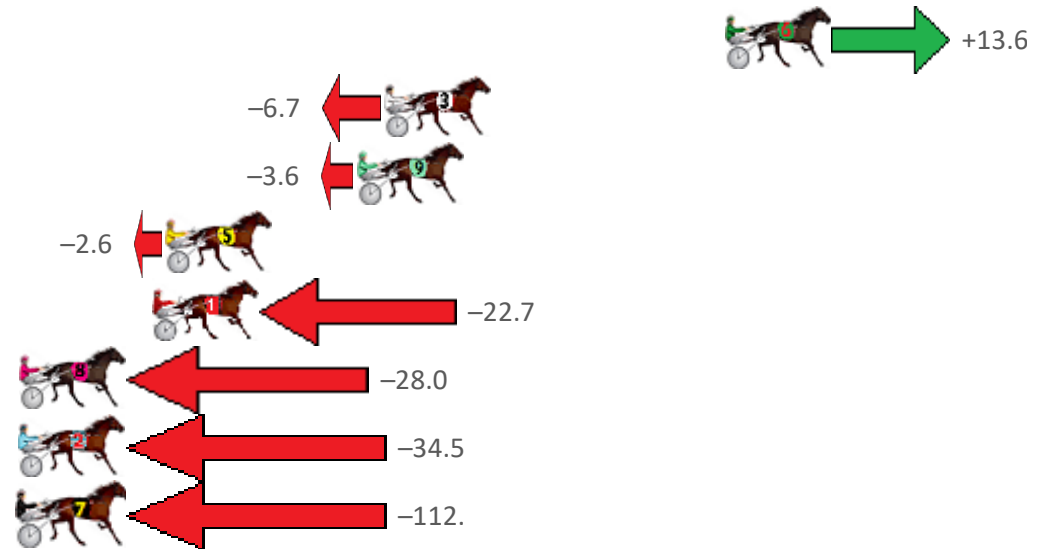
Redcliffe Race 6 Distance 1780m

Sunday, 26 September 2021

Gross Time: 2:13.90 MileRate: 2:01.00 LeadTime: 11.50s First Qtr: 31.00s Second Qtr: 30.20s Third Qtr: 30.20s Fourth Qtr: 31.00s

NoHorse	Plc	Margin	Time	800Time (W)	400 Time (W)
6 MY ULTIMATE HESTON	1	0.0m	2:13.90	60.17s (0)	30.21s (2)
3 CANNAN	2	13.5m	2:14.99	61.71s (1)	32.04s (1)
9 LA PISTOLA	3	14.6m	2:15.08	61.47s (1)	31.66s (2)
5 CIRCLE LINE	4	22.2m	2:15.70	61.40s (1)	31.37s (2)
1 COURAGEOUS WAYS	5	22.7m	2:15.74	62.93s (0)	32.69s (0)
8 GO JO JOLT	6	33.4m	2:16.61	63.33s (0)	32.74s (0)
2 WAVEDANCER	7	37.1m	2:16.91	63.82s (1)	33.06s (1)
7 THEMOSTESS	8	137.5m	2:25.05	69.73s (0)	37.36s (0)

Finish Position and metres gained from 800m



Sectionals
Powered by



Home of Australian Harness Sectionals
PJ HARNESS ANALYSER

+ RAW DATA + HORSE REPORTS + FREE FRIDAY FACEBOOK TIP



www.pjdata.com.au | admin@pjdata.com.au | www.facebook.com/PJHarnessRacing

The Racing Queensland Board (trading as Racing Queensland) and provider are not responsible for the completeness or accuracy of any of the information contained herein, and makes no representations about its suitability for any purpose.


Redcliffe Race 7 Distance 1780m

Sunday, 26 September 2021

Gross Time: 2:12.70 MileRate: 1:59.90 LeadTime: 11.70s First Qtr: 30.90s Second Qtr: 31.20s Third Qtr: 29.70s Fourth Qtr: 29.20s

No	Horse	Plc	Margin	Time	800Time (W)	400 Time (W)
4	OUR EDUARDO DENARI	1	0.0m	2:12.70	58.90s (0)	29.20s (0)
8	PATCHWORK JET	2	25.6m	2:14.66	60.25s (1)	30.25s (2)
1	MANY DELIGHTS	3	39.3m	2:15.71	61.13s (0)	31.15s (0)
3	TORQUE TO THE MAX	4	39.9m	2:15.76	61.60s (1)	31.31s (1)
2	WILLSINTOWN	5	41.2m	2:15.86	61.61s (0)	31.68s (0)
6	ELLE JAY	6	43.0m	2:15.99	60.44s (1)	30.68s (1)
5	POSER	7	47.7m	2:16.35	61.50s (1)	31.43s (1)
7	CHANG	8	48.0m	2:16.38	61.45s (0)	31.44s (0)
9	SOMEWHEREINHEAVEN	9	50.8m	2:16.59	61.24s (0)	31.29s (0)

Finish Position and metres gained from 800m



Sectionals
Powered by



Home of Australian Harness Sectionals
PJ HARNESS ANALYSER

+ RAW DATA + HORSE REPORTS + FREE FRIDAY FACEBOOK TIP



www.pjdata.com.au | admin@pjdata.com.au | www.facebook.com/PJHarnessRacing

The Racing Queensland Board (trading as Racing Queensland) and provider are not responsible for the completeness or accuracy of any of the information contained herein, and makes no representations about its suitability for any purpose.

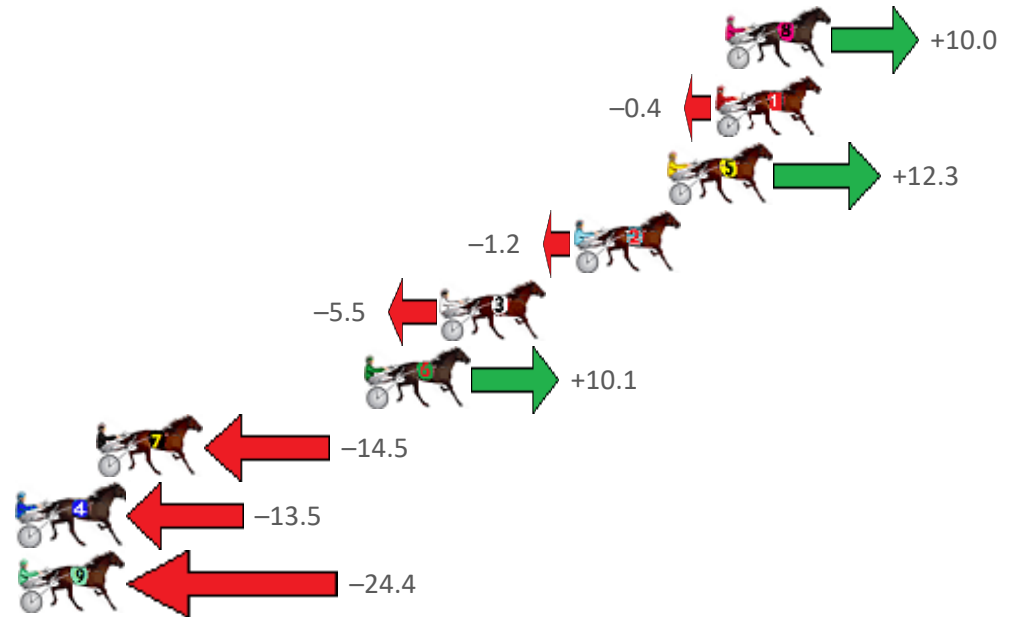
Redcliffe Race 8 Distance 1780m

Sunday, 26 September 2021

Gross Time: 2:16.10 MileRate: 2:03.10 LeadTime: 12.10s First Qtr: 33.00s Second Qtr: 31.10s Third Qtr: 29.50s Fourth Qtr: 30.40s

NoHorse	Plc	Margin	Time	800Time (W)	400 Time (W)
8 DOWNTOWN LUCCA	1	0.0m	2:16.10	59.16s (1)	29.70s (1)
1 OKANES DEVIL	2	0.4m	2:16.13	59.93s (0)	30.43s (0)
5 NOLONGA YOUR CHOIC	3	2.3m	2:16.28	58.98s (0)	29.50s (0)
2 WATTS UP LETSPLAY	4	6.0m	2:16.58	59.99s (0)	30.51s (0)
3 LORD DENZEL	5	11.3m	2:17.00	60.31s (1)	30.86s (1)
6 CAPTAIN THUNDERBOL	6	14.3m	2:17.24	59.15s (1)	30.15s (2)
7 MOLLY MONTANA	7	24.9m	2:18.08	60.98s (0)	31.56s (0)
4 THREE MACHS	8	33.1m	2:18.73	60.91s (1)	31.95s (3)
9 EULO FLYER	9	38.6m	2:19.17	61.72s (2)	32.47s (2)

Finish Position and metres gained from 800m



Sectionals
Powered by



Home of Australian Harness Sectionals
PJ HARNESS ANALYSER

+ RAW DATA + HORSE REPORTS + FREE FRIDAY FACEBOOK TIP



www.pjdata.com.au | admin@pjdata.com.au | www.facebook.com/PJHarnessRacing

The Racing Queensland Board (trading as Racing Queensland) and provider are not responsible for the completeness or accuracy of any of the information contained herein, and makes no representations about its suitability for any purpose.

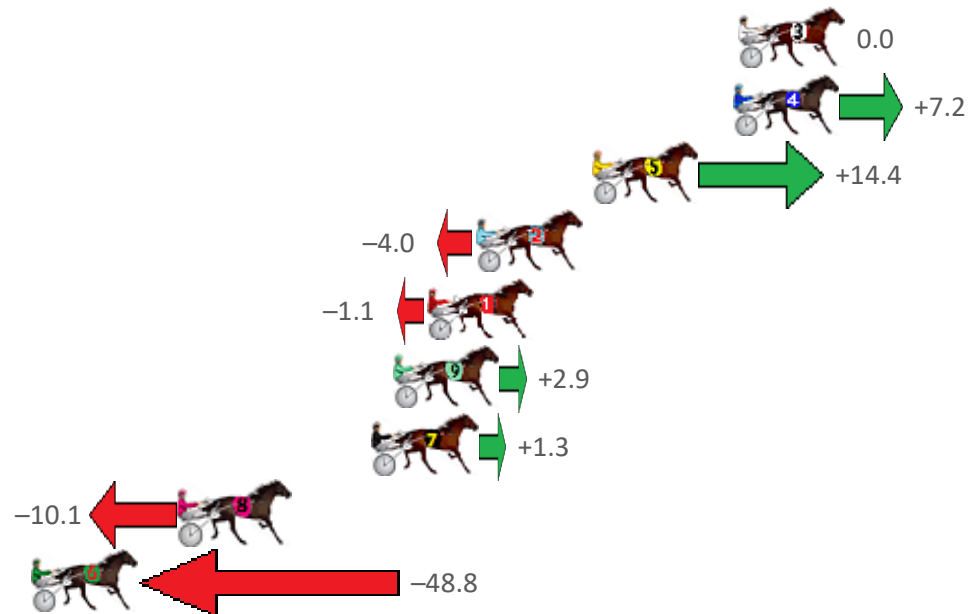
Redcliffe Race 9 Distance 1780m

Sunday, 26 September 2021

Gross Time: 2:16.40 MileRate: 2:03.30 LeadTime: 11.50s First Qtr: 31.50s Second Qtr: 31.50s Third Qtr: 31.20s Fourth Qtr: 30.70s

NoHorse	Plc	Margin	Time	800Time (W)	400 Time (W)
3 WEDDING NIGHT	1	0.0m	2:16.40	61.90s (0)	30.70s (0)
4 VERMONT	2	0.2m	2:16.42	61.35s (1)	30.58s (2)
5 SCHOOPY	3	5.8m	2:16.87	60.79s (0)	29.97s (2)
2 QUALITY TIME	4	10.4m	2:17.24	62.21s (0)	31.10s (0)
1 MOLLIGUANNA	5	12.3m	2:17.39	61.98s (0)	30.86s (0)
9 IM ISABELLA	6	13.7m	2:17.50	61.68s (1)	30.80s (1)
7 AUNTY EMILY	7	14.5m	2:17.56	61.80s (0)	30.68s (0)
8 ALLY PINK	8	22.1m	2:18.18	62.68s (1)	31.58s (2)
6 JAYTEES HAT	9	51.8m	2:20.56	65.65s (1)	34.10s (1)

Finish Position and metres gained from 800m



Sectionals
Powered by



Home of Australian Harness Sectionals
PJ HARNESS ANALYSER

+ RAW DATA + HORSE REPORTS + FREE FRIDAY FACEBOOK TIP



www.pjdata.com.au | admin@pjdata.com.au | www.facebook.com/PJHarnessRacing

The Racing Queensland Board (trading as Racing Queensland) and provider are not responsible for the completeness or accuracy of any of the information contained herein, and makes no representations about its suitability for any purpose.