

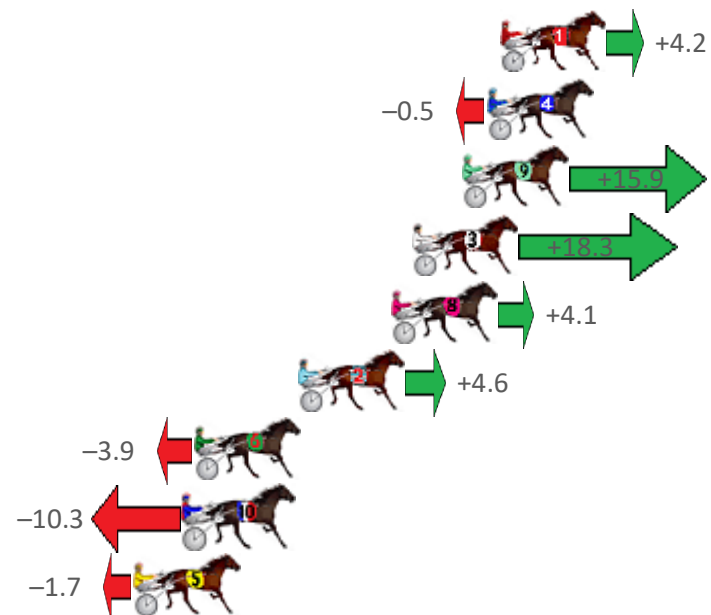
Albion Park Race 1 Distance 2138m

Saturday, 25 September 2021

Gross Time: 2:33.30 MileRate: 1:55.40 LeadTime: 38.20s First Qtr: 31.00s Second Qtr: 28.60s Third Qtr: 27.70s Fourth Qtr: 27.80s

NoHorse	Plc	Margin	Time	800Time (W)	400 Time (W)
1 JERADAS DELIGHT	1	0.0m	2:33.30	55.21s (0)	27.50s (0)
4 MAKE MINE MEMPHIS	2	0.5m	2:33.34	55.53s (0)	27.83s (0)
9 NORTHVIEW HUSTLER	3	1.5m	2:33.41	54.40s (1)	26.85s (2)
3 SPEECH IS SILVER	4	3.5m	2:33.56	54.24s (1)	26.65s (1)
8 TOMMY LINCOLN	5	4.3m	2:33.61	55.22s (0)	27.50s (0)
2 FAME ASSURED	6	8.0m	2:33.88	55.18s (0)	27.39s (0)
6 REPLACED EYE	7	12.1m	2:34.18	55.77s (1)	27.93s (1)
10 OUR UNCLE SAM	8	12.5m	2:34.21	56.21s (1)	28.47s (1)
5 IDEAL WORLD	9	14.5m	2:34.36	55.62s (1)	27.81s (1)

Finish Position and metres gained from 800m



Sectionals
Powered by



Home of Australian Harness Sectionals

PJ HARNESS ANALYSER

+ RAW DATA + HORSE REPORTS + FREE FRIDAY FACEBOOK TIP



www.pjdata.com.au | admin@pjdata.com.au | www.facebook.com/PJHarnessRacing

The Racing Queensland Board (trading as Racing Queensland) and provider are not responsible for the completeness or accuracy of any of the information contained herein, and makes no representations about its suitability for any purpose.

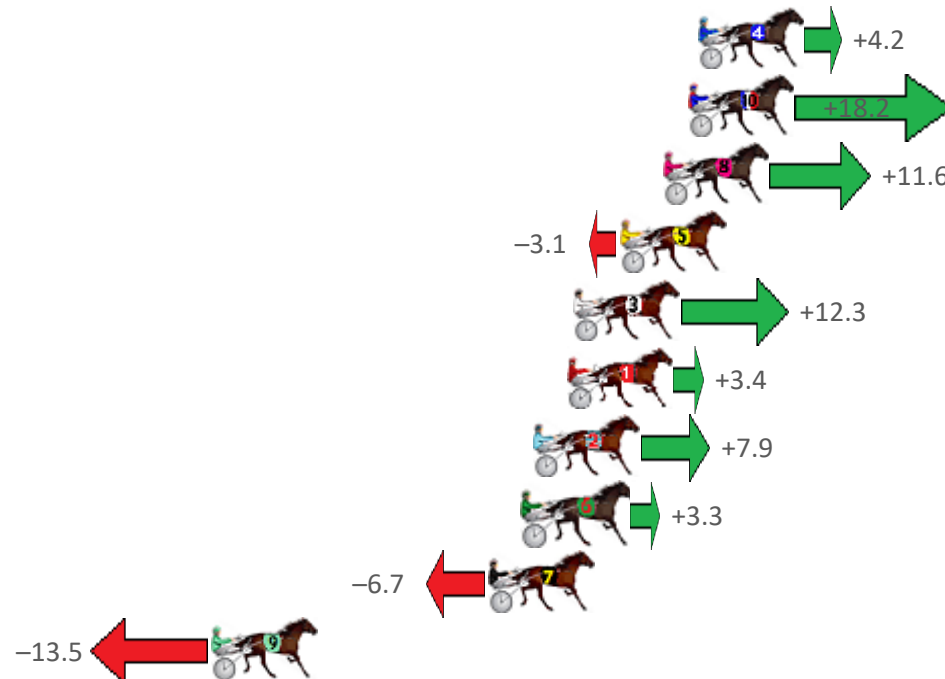
Albion Park Race 2 Distance 2138m

Saturday, 25 September 2021

Gross Time: 2:33.10 MileRate: 1:55.20 LeadTime: 36.90s First Qtr: 28.80s Second Qtr: 29.40s Third Qtr: 28.60s Fourth Qtr: 29.40s

NoHorse	Plc	Margin	Time	800Time (W)	400 Time (W)
4 SQUIRE	1	0.0m	2:33.10	57.70s (0)	29.09s (0)
10 VIRGIL	2	0.4m	2:33.13	56.69s (1)	28.52s (2)
8 KASH US BACK	3	1.4m	2:33.21	57.16s (0)	28.54s (0)
5 ROCKNROLL CLASSIC	4	3.1m	2:33.34	58.22s (0)	29.63s (0)
3 LILAC FLASH	5	4.9m	2:33.48	57.11s (0)	28.57s (1)
1 MAJORDOIT	6	5.2m	2:33.50	57.75s (0)	29.17s (0)
2 SUBTLE DELIGHT	7	6.5m	2:33.60	57.43s (1)	29.28s (3)
6 LOMBO HEAVEN	8	6.9m	2:33.63	57.76s (1)	29.11s (1)
7 MISTERFREEZE	9	8.3m	2:33.74	58.48s (1)	29.74s (1)
9 NURBURGRING	10	19.3m	2:34.59	58.97s (1)	30.33s (2)

Finish Position and metres gained from 800m



Sectionals
Powered by



Home of Australian Harness Sectionals

PJ HARNESS ANALYSER

+ RAW DATA + HORSE REPORTS + FREE FRIDAY FACEBOOK TIP



www.pjdata.com.au | admin@pjdata.com.au | www.facebook.com/PJHarnessRacing

The Racing Queensland Board (trading as Racing Queensland) and provider are not responsible for the completeness or accuracy of any of the information contained herein, and makes no representations about its suitability for any purpose.

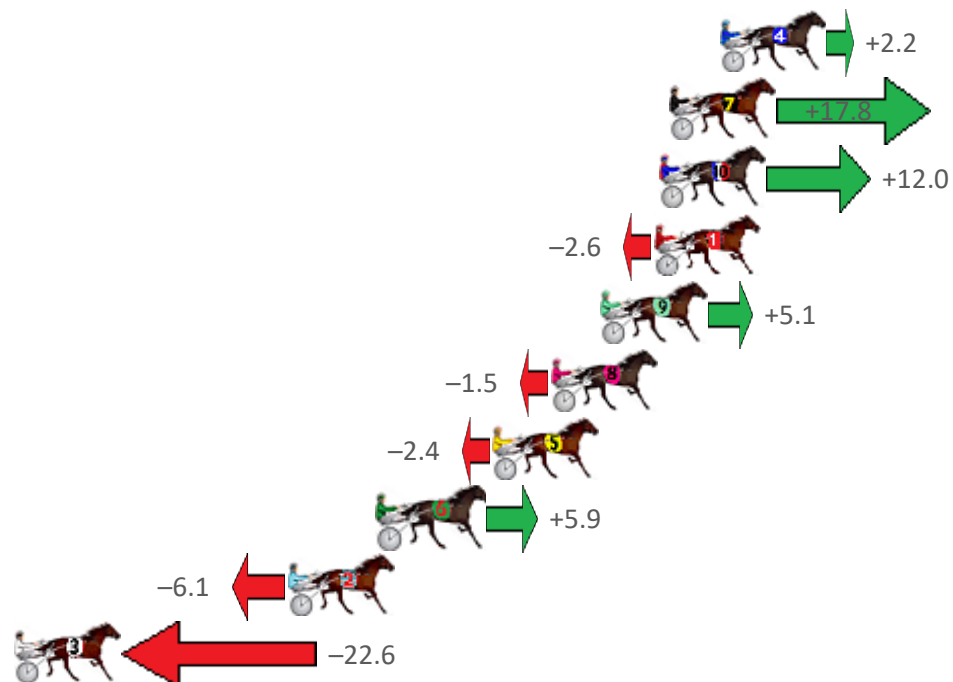
Albion Park Race 3 Distance 1660m

Saturday, 25 September 2021

Gross Time: 1:56.90 MileRate: 1:53.30 LeadTime: 3.40s First Qtr: 28.20s Second Qtr: 29.60s Third Qtr: 27.40s Fourth Qtr: 28.30s

NoHorse	Plc	Margin	Time	800Time (W)	400 Time (W)
4 MAJOR FERNCO	1	0.0m	1:56.90	55.55s (1)	28.30s (1)
7 FIRST STRING	2	2.0m	1:57.05	54.47s (1)	27.41s (1)
10 SIMON	3	2.4m	1:57.08	54.87s (0)	27.37s (0)
1 THE IDEAL DANCER	4	2.6m	1:57.09	55.88s (0)	28.48s (0)
9 GOOD AS IT GETS	5	4.7m	1:57.25	55.35s (0)	27.83s (0)
8 BEAST MODE	6	6.7m	1:57.40	55.80s (0)	28.39s (0)
5 CHEDDAR MADE BETA	7	9.0m	1:57.57	55.87s (1)	28.54s (1)
6 CONVAIR HUSTLER	8	13.5m	1:57.90	55.29s (0)	27.77s (1)
2 TEARAWAY DIAMOND	9	17.1m	1:58.17	56.12s (1)	28.25s (2)
3 LETSGOTOTHEHOP	10	37.8m	1:59.71	57.26s (1)	29.48s (3)

Finish Position and metres gained from 800m



Sectionals
Powered by



Home of Australian Harness Sectionals

PJ HARNESS ANALYSER

+ RAW DATA + HORSE REPORTS + FREE FRIDAY FACEBOOK TIP



www.pjdata.com.au | admin@pjdata.com.au | www.facebook.com/PJHarnessRacing

The Racing Queensland Board (trading as Racing Queensland) and provider are not responsible for the completeness or accuracy of any of the information contained herein, and makes no representations about its suitability for any purpose.

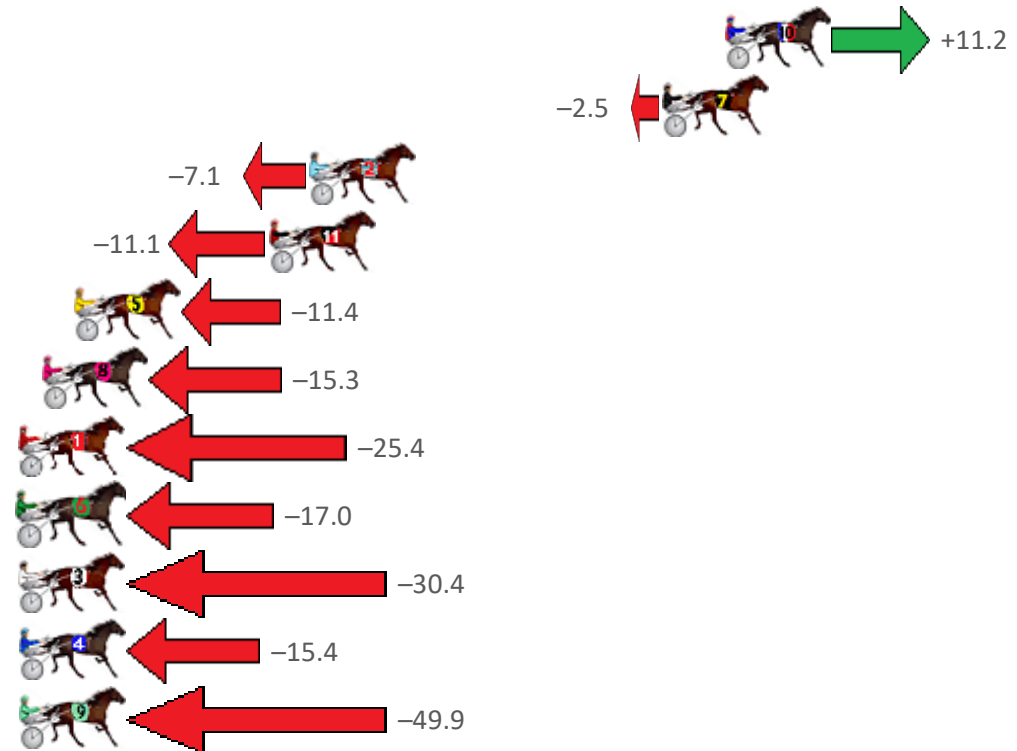
Albion Park Race 4 Distance 2647m

Saturday, 25 September 2021

Gross Time: 3:19.30 MileRate: 2:00.30 LeadTime: 80.60s First Qtr: 30.50s Second Qtr: 30.40s Third Qtr: 28.90s Fourth Qtr: 28.90s

NoHorse	Plc	Margin	Time	800Time (W)	400 Time (W)
10 SIR FAHRENHEIT	1	0.0m	3:19.30	57.00s (2)	28.51s (2)
7 GEE UP NEDDY	2	2.5m	3:19.49	57.98s (0)	29.08s (0)
2 JUSTABITNOISY	3	16.5m	3:20.55	58.31s (0)	29.34s (0)
11 NORTHERN MUSCLE	4	18.1m	3:20.67	58.60s (2)	30.07s (1)
5 GODOFTHUNDER	5	25.8m	3:21.26	58.62s (0)	29.39s (1)
8 RED CASTLETON	6	27.1m	3:21.36	58.90s (1)	29.91s (2)
1 MAJESTIC ESS JAY	7	30.2m	3:21.59	59.62s (0)	30.62s (0)
6 DOUG	8	33.0m	3:21.80	59.02s (2)	29.68s (2)
3 FATHER CHRISTMAS	9	34.0m	3:21.88	59.98s (1)	30.52s (1)
4 ORLANDO JOLT	10	34.0m	3:21.88	58.91s (1)	30.08s (0)
9 MORE SHADES OF GOL	11	139.9m	3:29.91	61.39s (0)	32.27s (0)

Finish Position and metres gained from 800m



Sectionals
Powered by



Home of Australian Harness Sectionals
PJ HARNESS ANALYSER

+ RAW DATA + HORSE REPORTS + FREE FRIDAY FACEBOOK TIP



www.pjdata.com.au | admin@pjdata.com.au | www.facebook.com/PJHarnessRacing

The Racing Queensland Board (trading as Racing Queensland) and provider are not responsible for the completeness or accuracy of any of the information contained herein, and makes no representations about its suitability for any purpose.

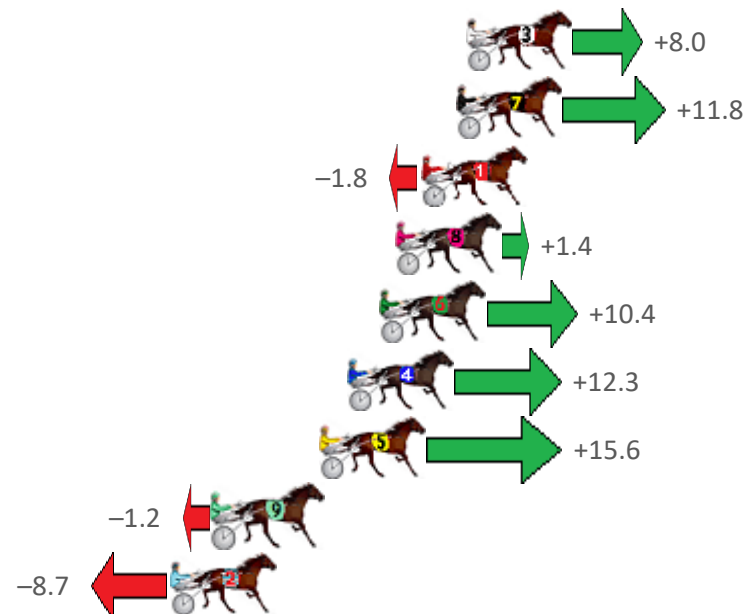
Albion Park Race 5 Distance 1660m

Saturday, 25 September 2021

Gross Time: 1:58.50 MileRate: 1:54.90 LeadTime: 3.40s First Qtr: 28.20s Second Qtr: 29.80s Third Qtr: 28.70s Fourth Qtr: 28.40s

NoHorse	Plc	Margin	Time	800Time (W)	400 Time (W)
3 SLICK BLASTER	1	0.0m	1:58.50	56.53s (1)	27.92s (1)
7 NOTORIOUS	2	0.4m	1:58.53	56.26s (1)	27.62s (1)
1 KING TRITON	3	1.8m	1:58.63	57.23s (0)	28.53s (0)
8 ROCKNROLL DUDE	4	2.8m	1:58.71	57.00s (0)	28.26s (0)
6 OHOKA CHOPPER	5	3.4m	1:58.75	56.36s (0)	27.65s (0)
4 CARLOS BROMAC	6	4.7m	1:58.85	56.23s (1)	27.63s (1)
5 LIFE OF BRIAN	7	5.8m	1:58.93	55.99s (1)	27.40s (1)
9 LORD DIGBY	8	10.0m	1:59.25	57.19s (0)	28.43s (0)
2 BALDUCCI	9	11.7m	1:59.37	57.72s (1)	29.08s (1)

Finish Position and metres gained from 800m



Sectionals
Powered by



Home of Australian Harness Sectionals

PJ HARNESS ANALYSER

+ RAW DATA + HORSE REPORTS + FREE FRIDAY FACEBOOK TIP



www.pjdata.com.au | admin@pjdata.com.au | www.facebook.com/PJHarnessRacing

The Racing Queensland Board (trading as Racing Queensland) and provider are not responsible for the completeness or accuracy of any of the information contained herein, and makes no representations about its suitability for any purpose.

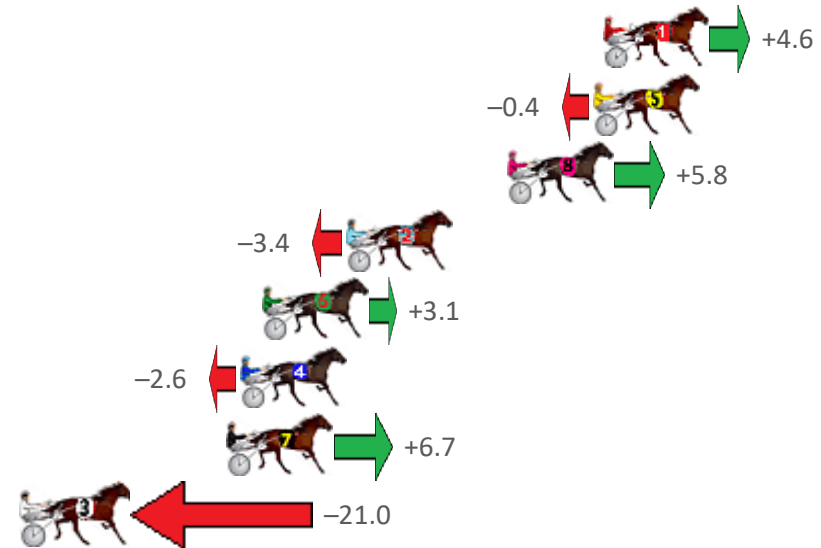
Albion Park Race 6 Distance 1660m

Saturday, 25 September 2021

Gross Time: 1:57.10 MileRate: 1:53.60 LeadTime: 3.40s First Qtr: 28.30s Second Qtr: 29.80s Third Qtr: 27.50s Fourth Qtr: 28.10s

NoHorse	Plc	Margin	Time	800Time (W)	400 Time (W)
1 YOUNG CONQUEROR	1	0.0m	1:57.10	55.28s (0)	27.72s (0)
5 KEY LARGO	2	0.4m	1:57.13	55.63s (0)	28.13s (0)
8 JONAH JONES	3	3.8m	1:57.38	55.20s (0)	27.62s (0)
2 THE SHADY ONE	4	10.2m	1:57.85	55.83s (1)	28.09s (2)
6 VINNY CHASE	5	13.5m	1:58.10	55.39s (1)	28.23s (3)
4 THE DEMOCRAT	6	14.4m	1:58.16	55.78s (1)	28.87s (2)
7 SAM IS PERFECTION	7	14.9m	1:58.20	55.14s (1)	28.00s (3)
3 AT WEST POINT	8	23.0m	1:58.80	57.05s (1)	29.22s (1)

Finish Position and metres gained from 800m



Sectionals
Powered by



Home of Australian Harness Sectionals
PJ HARNESS ANALYSER

+ RAW DATA + HORSE REPORTS + FREE FRIDAY FACEBOOK TIP



www.pjdata.com.au | admin@pjdata.com.au | www.facebook.com/PJHarnessRacing

The Racing Queensland Board (trading as Racing Queensland) and provider are not responsible for the completeness or accuracy of any of the information contained herein, and makes no representations about its suitability for any purpose.

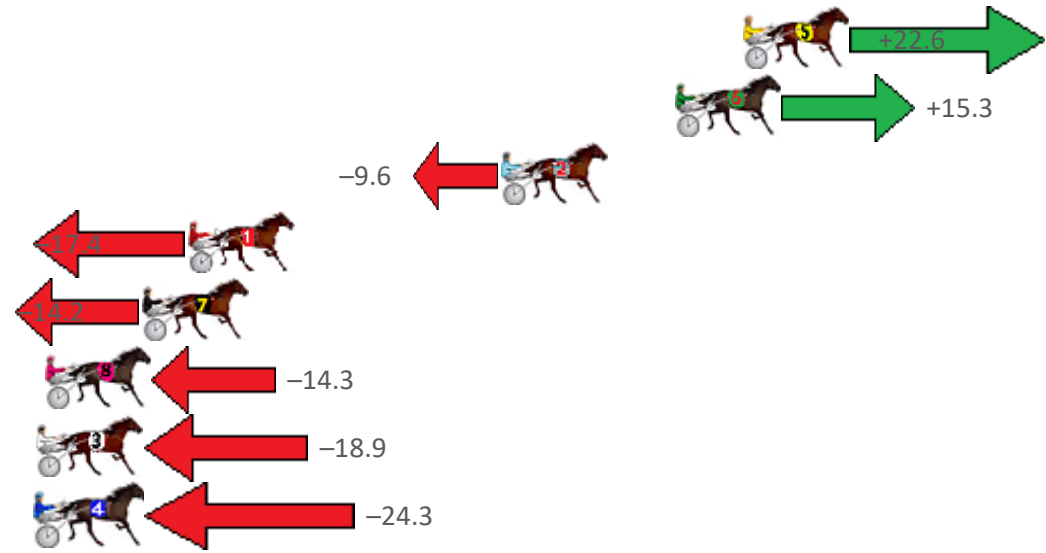
Albion Park Race 7 Distance 1660m

Saturday, 25 September 2021

Gross Time: 1:57.50 MileRate: 1:53.90 LeadTime: 3.50s First Qtr: 28.40s Second Qtr: 30.70s Third Qtr: 27.40s Fourth Qtr: 27.50s

NoHorse	Plc	Margin	Time	800Time (W)	400 Time (W)
5 UNDER WORKED	1	0.0m	1:57.50	53.36s (1)	26.94s (1)
6 WATCH PULP FICTION	2	2.7m	1:57.70	53.86s (1)	27.68s (0)
2 TWENTYEIGHTBLACK	3	9.6m	1:58.19	55.56s (0)	27.62s (0)
1 SPIKE BROMAC	4	22.0m	1:59.09	56.09s (0)	28.10s (0)
7 LEOS BEST	5	23.8m	1:59.22	55.87s (0)	27.81s (0)
8 CASINO TOMMY	6	27.7m	1:59.50	55.88s (1)	27.86s (3)
3 OUR BONDI BEACH	7	28.1m	1:59.53	56.19s (1)	28.09s (2)
4 STOMPEN	8	28.9m	1:59.59	56.56s (1)	28.27s (1)

Finish Position and metres gained from 800m



Sectionals
Powered by



Home of Australian Harness Sectionals
PJ HARNESS ANALYSER

+ RAW DATA + HORSE REPORTS + FREE FRIDAY FACEBOOK TIP



www.pjdata.com.au | admin@pjdata.com.au | www.facebook.com/PJHarnessRacing

The Racing Queensland Board (trading as Racing Queensland) and provider are not responsible for the completeness or accuracy of any of the information contained herein, and makes no representations about its suitability for any purpose.

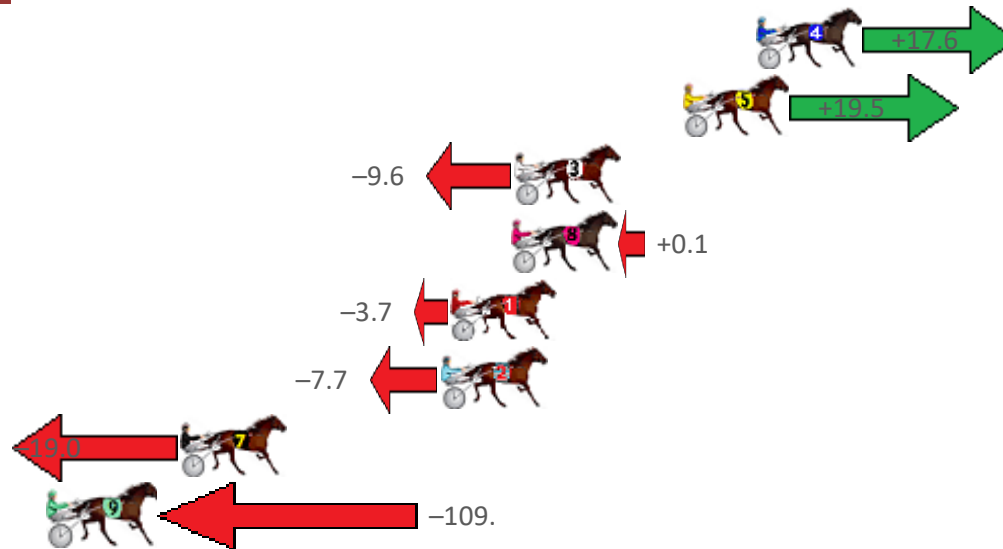
Albion Park Race 8 Distance 2138m

Saturday, 25 September 2021

Gross Time: 2:33.80 MileRate: 1:55.80 LeadTime: 36.00s First Qtr: 30.60s Second Qtr: 30.60s Third Qtr: 28.10s Fourth Qtr: 28.50s

NoHorse	Plc	Margin	Time	800Time (W)	400 Time (W)
4 BLUE MOON RISING	1	0.0m	2:33.80	55.36s (1)	28.05s (2)
5 BETTOR VISION	2	2.9m	2:34.02	55.23s (1)	27.94s (2)
3 COURAGEOUS SAINT	3	9.6m	2:34.52	57.28s (0)	29.18s (0)
8 IT AINT THE MONEY	4	9.7m	2:34.53	56.59s (0)	28.51s (0)
1 WE SALUTE YOU	5	12.1m	2:34.71	56.86s (1)	28.76s (1)
2 HENRY HU	6	12.5m	2:34.74	57.14s (0)	29.06s (0)
7 STREITKID	7	22.8m	2:35.51	57.94s (1)	29.87s (1)
9 BABYITSCOLD	8	122.7m	2:42.98	64.32s (1)	37.04s (2)

Finish Position and metres gained from 800m



Sectionals
Powered by



Home of Australian Harness Sectionals
PJ HARNESS ANALYSER

+ RAW DATA + HORSE REPORTS + FREE FRIDAY FACEBOOK TIP



www.pjdata.com.au | admin@pjdata.com.au | www.facebook.com/PJHarnessRacing

The Racing Queensland Board (trading as Racing Queensland) and provider are not responsible for the completeness or accuracy of any of the information contained herein, and makes no representations about its suitability for any purpose.

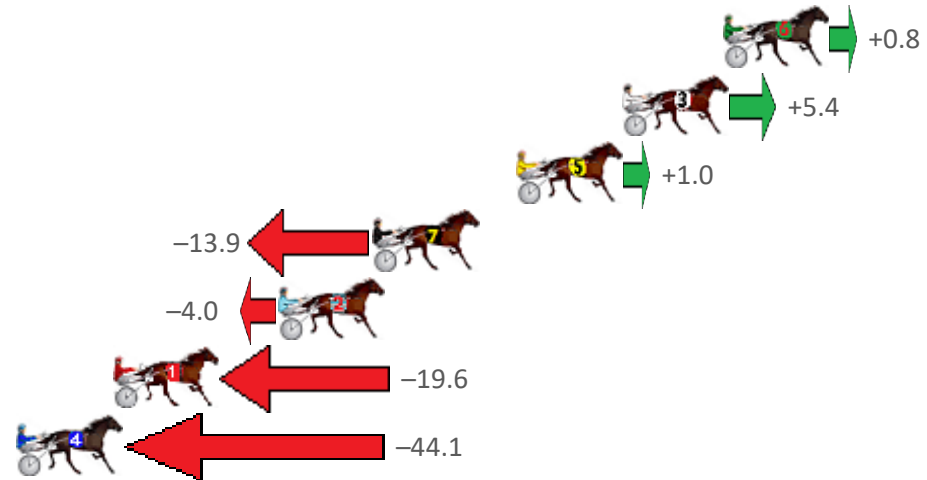
Albion Park Race 9 Distance 1660m

Saturday, 25 September 2021

Gross Time: 1:58.80 MileRate: 1:55.10 LeadTime: 3.50s First Qtr: 27.90s Second Qtr: 30.00s Third Qtr: 29.00s Fourth Qtr: 28.40s

NoHorse	Plc	Margin	Time	800Time (W)	400 Time (W)
6 PEPPA BLISS	1	0.0m	1:58.80	57.34s (1)	28.30s (1)
3 COBBITY CASTLE	2	4.0m	1:59.10	57.01s (1)	28.26s (2)
5 WHICH HUNT	3	8.2m	1:59.41	57.33s (0)	28.30s (0)
7 CHARMING CHARLOTTE	4	13.9m	1:59.84	58.39s (0)	29.38s (0)
2 GINATIANO	5	17.6m	2:00.11	57.69s (1)	28.72s (2)
1 CROSSED LEGS	6	24.2m	2:00.61	58.80s (0)	29.76s (0)
4 FAIRIESDELIGHT	7	49.1m	2:02.46	60.55s (1)	31.27s (1)

Finish Position and metres gained from 800m



Sectionals
Powered by



Home of Australian Harness Sectionals

PJ HARNESS ANALYSER

+ RAW DATA + HORSE REPORTS + FREE FRIDAY FACEBOOK TIP



www.pjdata.com.au | admin@pjdata.com.au | www.facebook.com/PJHarnessRacing

The Racing Queensland Board (trading as Racing Queensland) and provider are not responsible for the completeness or accuracy of any of the information contained herein, and makes no representations about its suitability for any purpose.

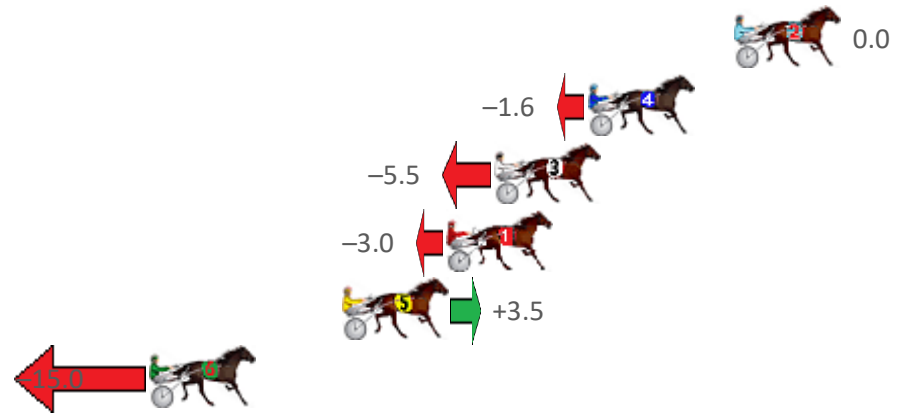
Albion Park Race 10 Distance 1660m

Saturday, 25 September 2021

Gross Time: 1:58.10 MileRate: 1:54.40 LeadTime: 3.50s First Qtr: 27.00s Second Qtr: 31.80s Third Qtr: 28.60s Fourth Qtr: 27.20s

NoHorse	Plc	Margin	Time	800Time (W)	400 Time (W)
2 LEAP TO FAME	1	0.0m	1:58.10	55.80s (0)	27.20s (0)
4 TEDDY DISCO	2	5.8m	1:58.52	55.91s (0)	27.28s (0)
3 TIMS A TROOPER	3	9.5m	1:58.78	56.18s (1)	27.49s (1)
1 SOHO CASABLANCA	4	11.4m	1:58.92	56.01s (0)	27.32s (0)
5 AMAMI	5	15.5m	1:59.21	55.56s (0)	27.25s (0)
6 MISTY CREEK	6	23.2m	1:59.76	56.84s (1)	28.08s (1)

Finish Position and metres gained from 800m



Sectionals
Powered by



Home of Australian Harness Sectionals
PJ HARNESS ANALYSER

+ RAW DATA + HORSE REPORTS + FREE FRIDAY FACEBOOK TIP



www.pjdata.com.au | admin@pjdata.com.au | www.facebook.com/PJHarnessRacing

The Racing Queensland Board (trading as Racing Queensland) and provider are not responsible for the completeness or accuracy of any of the information contained herein, and makes no representations about its suitability for any purpose.