

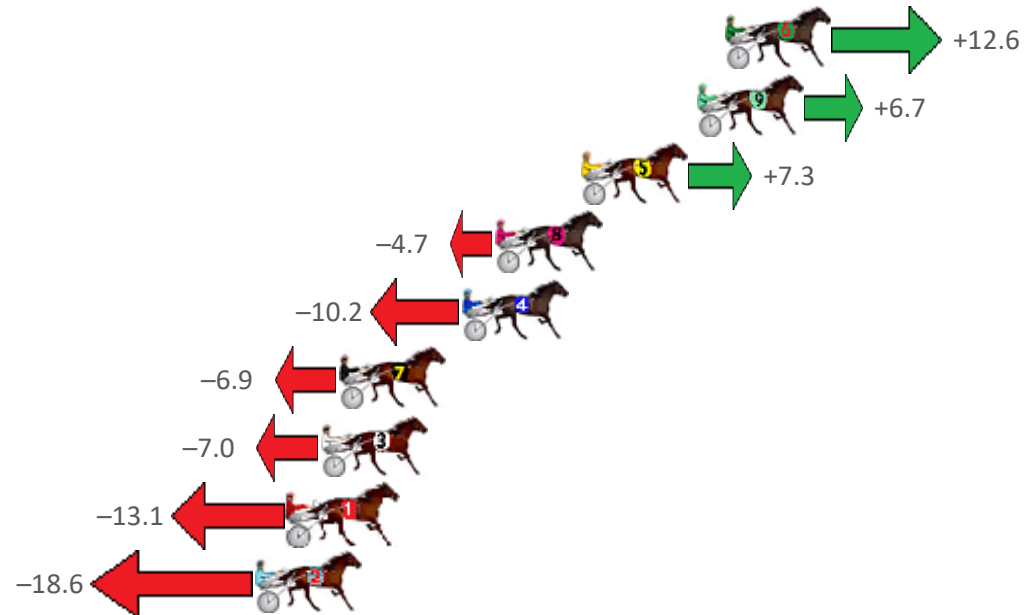
# Redcliffe Race 1 Distance 1780m

Wednesday, 15 September 2021

Gross Time: 2:09.80 MileRate: 1:57.30 LeadTime: 11.10s First Qtr: 30.20s Second Qtr: 29.60s Third Qtr: 29.50s Fourth Qtr: 29.40s

NoHorse	Plc	Margin	Time	800Time (W)	400 Time (W)
6 SWEET AS	1	0.0m	2:09.80	57.98s (2)	29.01s (2)
9 BOLTA	2	1.1m	2:09.88	58.41s (2)	29.45s (2)
5 CHEDDAR MADE BETA	3	5.7m	2:10.24	58.37s (0)	28.72s (0)
8 JILLIBY JACKPOT	4	9.1m	2:10.50	59.24s (1)	29.74s (1)
4 MISSINMEMATE	5	10.4m	2:10.60	59.65s (1)	30.16s (1)
7 MOLLYS SECRET	6	15.3m	2:10.98	59.41s (0)	29.77s (1)
3 COLOMBIAN GOLD	7	16.0m	2:11.03	59.41s (1)	29.60s (2)
1 ASHLEE NITRO	8	17.3m	2:11.13	59.86s (0)	30.15s (0)
2 MACHIN OUT	9	18.6m	2:11.23	60.26s (0)	30.73s (0)

Finish Position and metres gained from 800m



Sectionals  
Powered by



Home of Australian Harness Sectionals  
**PJ HARNESS ANALYSER**

+ RAW DATA + HORSE REPORTS + FREE FRIDAY FACEBOOK TIP



[www.pjdata.com.au](http://www.pjdata.com.au) | [admin@pjdata.com.au](mailto:admin@pjdata.com.au) | [www.facebook.com/PJHarnessRacing](https://www.facebook.com/PJHarnessRacing)

The Racing Queensland Board (trading as Racing Queensland) and provider are not responsible for the completeness or accuracy of any of the information contained herein, and makes no representations about its suitability for any purpose.

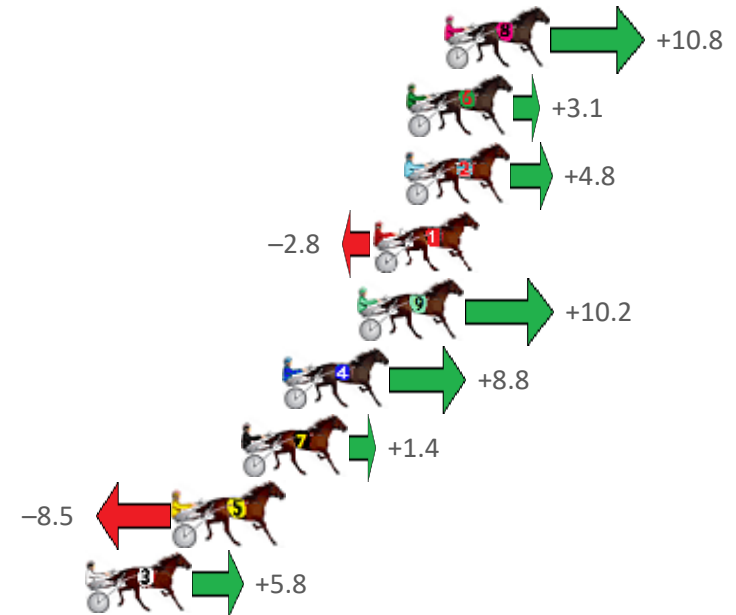
# Redcliffe Race 2 Distance 2040m

Wednesday, 15 September 2021

Gross Time: 2:33.70 MileRate: 2:01.20 LeadTime: 32.00s First Qtr: 31.80s Second Qtr: 31.40s Third Qtr: 29.70s Fourth Qtr: 28.80s

NoHorse	Plc	Margin	Time	800Time (W)	400 Time (W)
8 GLENLEDI BOY	1	0.0m	2:33.70	57.71s (1)	28.63s (2)
6 LISA LINCOLN	2	1.5m	2:33.81	58.27s (0)	28.59s (0)
2 BABYITSCOLD	3	1.6m	2:33.82	58.15s (1)	28.50s (1)
1 VENUS JUJON	4	2.8m	2:33.91	58.70s (0)	29.00s (0)
9 RIVERLEIGH ROCKET	5	3.4m	2:33.96	57.76s (0)	28.33s (1)
4 BEEF CITY BLAZE	6	6.4m	2:34.18	57.86s (1)	28.73s (2)
7 KURAHAUPO GAMBLER	7	8.0m	2:34.30	58.40s (0)	28.69s (0)
5 LITTLE CHANGE	8	10.7m	2:34.51	59.12s (1)	29.47s (1)
3 SO KOOL MASTER	9	14.2m	2:34.77	58.08s (1)	28.76s (1)

Finish Position and metres gained from 800m



Sectionals  
Powered by



Home of Australian Harness Sectionals  
**PJ HARNESS ANALYSER**

+ RAW DATA + HORSE REPORTS + FREE FRIDAY FACEBOOK TIP



[www.pjdata.com.au](http://www.pjdata.com.au) | [admin@pjdata.com.au](mailto:admin@pjdata.com.au) | [www.facebook.com/PJHarnessRacing](https://www.facebook.com/PJHarnessRacing)

The Racing Queensland Board (trading as Racing Queensland) and provider are not responsible for the completeness or accuracy of any of the information contained herein, and makes no representations about its suitability for any purpose.

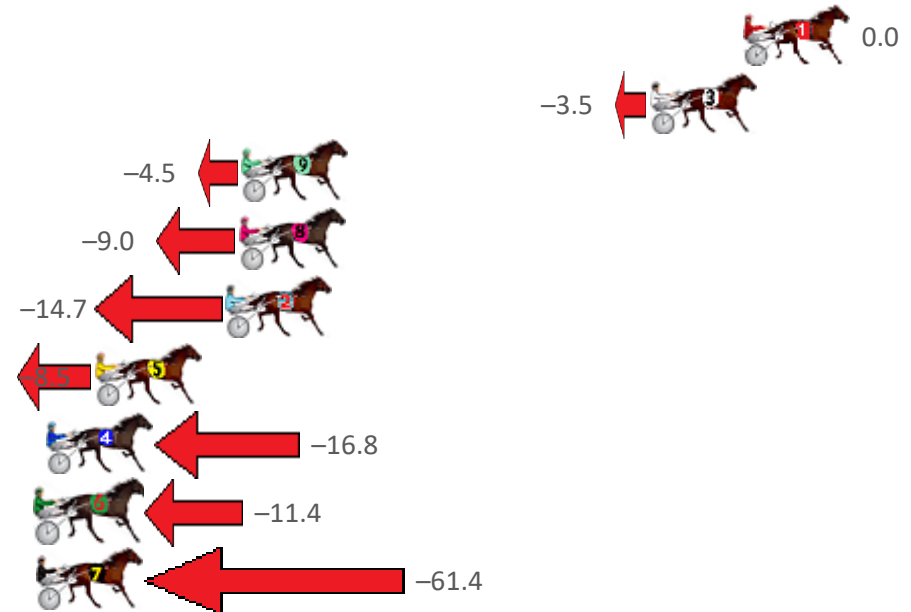
# Redcliffe Race 3 Distance 2040m

Wednesday, 15 September 2021

Gross Time: 2:31.40 MileRate: 1:59.50 LeadTime: 31.70s First Qtr: 30.40s Second Qtr: 29.70s Third Qtr: 29.60s Fourth Qtr: 30.00s

NoHorse	Plc	Margin	Time	800Time (W)	400 Time (W)
1 PARATROUPER	1	0.0m	2:31.40	59.60s (0)	30.00s (0)
3 GET READY TO ROCK	2	3.7m	2:31.69	59.86s (1)	30.10s (1)
9 LA SAFRON	3	19.9m	2:32.96	59.93s (1)	30.32s (2)
8 HOLLYWOOD ROOKI	4	20.0m	2:32.97	60.27s (0)	30.27s (1)
2 GABBYS IDEAL	5	20.5m	2:33.01	60.69s (1)	31.13s (0)
5 LADY SWISS	6	25.7m	2:33.42	60.23s (0)	30.29s (1)
4 BETTOR MEMORIES	7	27.6m	2:33.57	60.84s (1)	31.28s (1)
6 RING THE TILL	8	31.2m	2:33.85	60.44s (1)	31.55s (2)
7 REGAL NIGHTSHADE	9	68.0m	2:36.74	64.15s (0)	33.94s (0)

Finish Position and metres gained from 800m



Sectionals  
Powered by



Home of Australian Harness Sectionals  
**PJ HARNESS ANALYSER**

+ RAW DATA + HORSE REPORTS + FREE FRIDAY FACEBOOK TIP



[www.pjdata.com.au](http://www.pjdata.com.au) | [admin@pjdata.com.au](mailto:admin@pjdata.com.au) | [www.facebook.com/PJHarnessRacing](https://www.facebook.com/PJHarnessRacing)

The Racing Queensland Board (trading as Racing Queensland) and provider are not responsible for the completeness or accuracy of any of the information contained herein, and makes no representations about its suitability for any purpose.

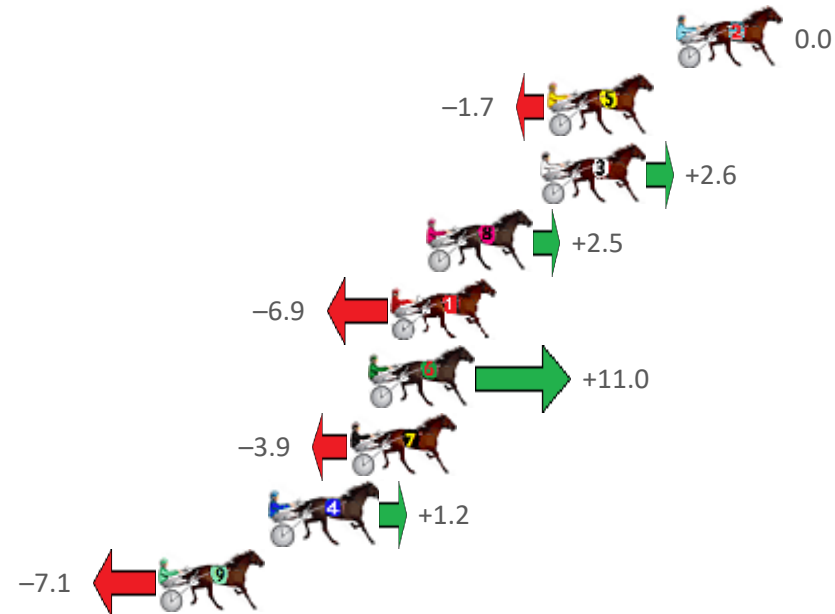
# Redcliffe Race 4 Distance 2040m

Wednesday, 15 September 2021

Gross Time: 2:34.20 MileRate: 2:01.60 LeadTime: 32.80s First Qtr: 31.80s Second Qtr: 30.90s Third Qtr: 29.30s Fourth Qtr: 29.40s

NoHorse	Plc	Margin	Time	800Time (W)	400 Time (W)
2 WHATTA GOOD REASO	1	0.0m	2:34.20	58.70s (0)	29.40s (0)
5 CHANCELESS CENTURY	2	5.1m	2:34.59	58.82s (1)	29.61s (1)
3 GETALOADATHISGIRL	3	5.4m	2:34.62	58.51s (1)	29.36s (2)
8 BETTING BARON	4	9.9m	2:34.96	58.52s (1)	29.33s (1)
1 BETTERTHANSPRAYING	5	11.3m	2:35.07	59.20s (0)	29.82s (0)
6 ALWAYS BOPPING	6	12.2m	2:35.14	57.90s (1)	29.30s (2)
7 NIGHT NINJA	7	12.9m	2:35.19	58.98s (0)	29.61s (0)
4 ROCK SUPREME	8	16.0m	2:35.43	58.61s (1)	29.94s (3)
9 HALF MOON BEACH	9	20.5m	2:35.78	59.22s (0)	29.83s (0)

Finish Position and metres gained from 800m



Sectionals  
Powered by



Home of Australian Harness Sectionals  
**PJ HARNESS ANALYSER**

+ RAW DATA + HORSE REPORTS + FREE FRIDAY FACEBOOK TIP



[www.pjdata.com.au](http://www.pjdata.com.au) | [admin@pjdata.com.au](mailto:admin@pjdata.com.au) | [www.facebook.com/PJHarnessRacing](https://www.facebook.com/PJHarnessRacing)

The Racing Queensland Board (trading as Racing Queensland) and provider are not responsible for the completeness or accuracy of any of the information contained herein, and makes no representations about its suitability for any purpose.

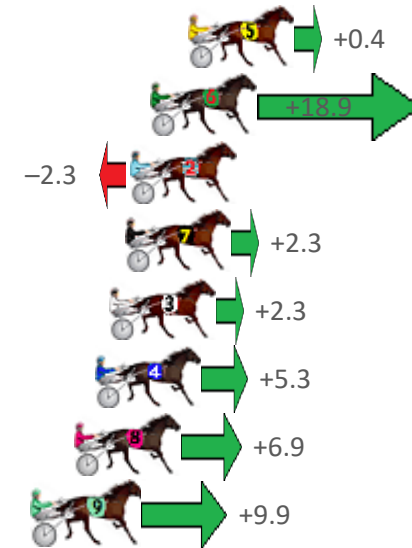
# Redcliffe Race 5 Distance 1780m

Wednesday, 15 September 2021

Gross Time: 2:12.90 MileRate: 2:00.20 LeadTime: 11.70s First Qtr: 31.60s Second Qtr: 30.80s Third Qtr: 29.20s Fourth Qtr: 29.60s

NoHorse	Plc	Margin	Time	800Time (W)	400 Time (W)
5 BRILLIANT ART	1	0.0m	2:12.90	58.77s (1)	29.44s (1)
6 MONTANA EXPRESS	2	1.5m	2:13.02	57.42s (1)	28.21s (2)
2 MISTER WOODPORT	3	2.3m	2:13.08	58.97s (0)	29.77s (0)
7 SCHEU CREEK	4	2.5m	2:13.09	58.63s (0)	29.42s (0)
3 THE CASUAL GOOSE	5	3.1m	2:13.14	58.63s (1)	29.30s (1)
4 HOLDINGNO CURRENCY	6	3.7m	2:13.19	58.41s (0)	29.11s (0)
8 MOONLIGHT BUTCHER	7	4.5m	2:13.25	58.30s (1)	29.00s (1)
9 SWEET LOMBO	8	6.1m	2:13.37	58.08s (1)	28.90s (2)

## Finish Position and metres gained from 800m



Sectionals  
Powered by



Home of Australian Harness Sectionals  
**PJ HARNESS ANALYSER**

+ RAW DATA + HORSE REPORTS + FREE FRIDAY FACEBOOK TIP



[www.pjdata.com.au](http://www.pjdata.com.au) | [admin@pjdata.com.au](mailto:admin@pjdata.com.au) | [www.facebook.com/PJHarnessRacing](https://www.facebook.com/PJHarnessRacing)

The Racing Queensland Board (trading as Racing Queensland) and provider are not responsible for the completeness or accuracy of any of the information contained herein, and makes no representations about its suitability for any purpose.

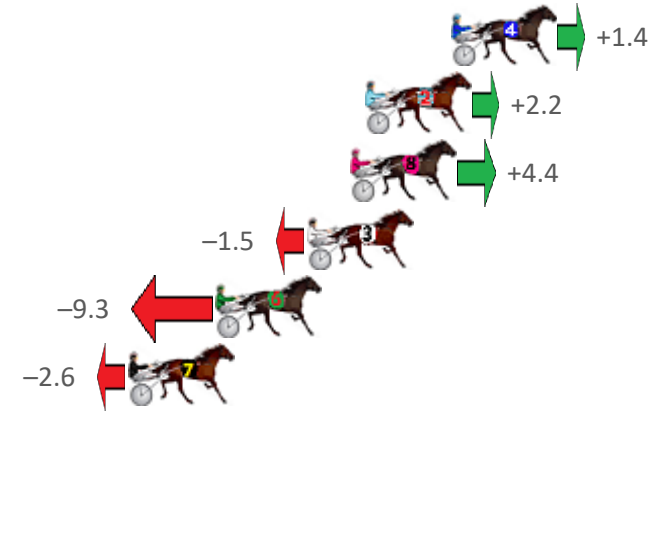
# Redcliffe Race 6 Distance 2040m

Wednesday, 15 September 2021

Gross Time: 2:35.60 MileRate: 2:02.70 LeadTime: 31.80s First Qtr: 31.60s Second Qtr: 31.30s Third Qtr: 30.30s Fourth Qtr: 30.60s

NoHorse	Plc	Margin	Time	800Time (W)	400 Time (W)
4 ABERCROMBIE TAB	1	0.0m	2:35.60	60.79s (0)	30.58s (0)
2 AROONA	2	3.4m	2:35.87	60.73s (0)	30.51s (0)
8 JUST ONE GOOD ONE	3	4.0m	2:35.92	60.57s (1)	30.23s (1)
3 ALWAYS AT NIGHT	4	5.7m	2:36.06	61.01s (1)	30.71s (1)
6 BARBOO	5	9.3m	2:36.34	61.60s (1)	31.31s (1)
7 BEEF CITY STARZZZ	6	12.8m	2:36.62	61.10s (0)	30.84s (0)
9 ABBEY DIADEMA	7	23.1m	2:37.45	61.66s (1)	31.84s (2)
5 WHATA CHALLENGE	8	24.9m	2:37.59	61.47s (1)	31.58s (2)

Finish Position and metres gained from 800m



Sectionals Powered by



Home of Australian Harness Sectionals

PJ HARNESS ANALYSER

+ RAW DATA + HORSE REPORTS + FREE FRIDAY FACEBOOK TIP



www.pjdata.com.au | admin@pjdata.com.au | www.facebook.com/PJHarnessRacing

The Racing Queensland Board (trading as Racing Queensland) and provider are not responsible for the completeness or accuracy of any of the information contained herein, and makes no representations about its suitability for any purpose.

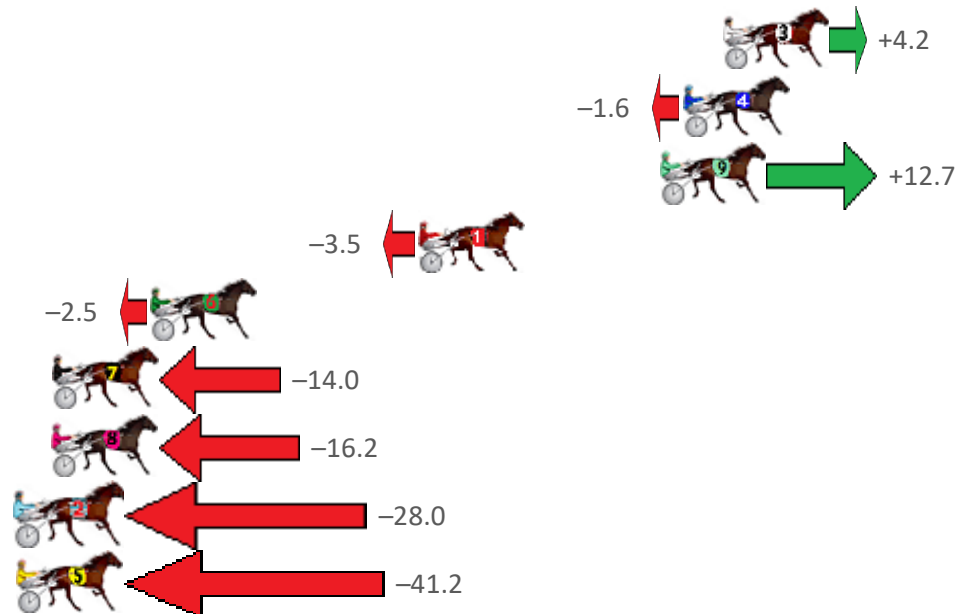
# Redcliffe Race 7 Distance 1780m

Wednesday, 15 September 2021

Gross Time: 2:14.40 MileRate: 2:01.50 LeadTime: 11.40s First Qtr: 29.60s Second Qtr: 32.60s Third Qtr: 30.40s Fourth Qtr: 30.40s

NoHorse	Plc	Margin	Time	800Time (W)	400 Time (W)
3 WRITE TIME	1	0.0m	2:14.40	60.48s (0)	30.04s (0)
4 BERTILS FIREFOX	2	1.6m	2:14.53	60.92s (0)	30.52s (0)
9 WHATA REACTOR	3	2.5m	2:14.60	59.84s (1)	30.41s (2)
1 KID CALVERT	4	12.1m	2:15.36	61.06s (0)	30.60s (0)
6 CARIBBEAN ROCKET	5	22.7m	2:16.21	60.99s (1)	31.45s (3)
7 SOMEWHEREINHEAVEN	6	26.6m	2:16.52	61.86s (0)	31.31s (0)
8 MIDNIGHT QUEEN	7	26.6m	2:16.52	62.02s (1)	31.64s (2)
2 FREMARKSINDI	8	34.0m	2:17.11	62.92s (1)	32.14s (1)
5 GHOST GUM	9	42.6m	2:17.79	63.91s (1)	33.23s (1)

Finish Position and metres gained from 800m



Sectionals  
Powered by



Home of Australian Harness Sectionals

PJ HARNESS ANALYSER

+ RAW DATA + HORSE REPORTS + FREE FRIDAY FACEBOOK TIP



[www.pjdata.com.au](http://www.pjdata.com.au) | [admin@pjdata.com.au](mailto:admin@pjdata.com.au) | [www.facebook.com/PJHarnessRacing](https://www.facebook.com/PJHarnessRacing)

The Racing Queensland Board (trading as Racing Queensland) and provider are not responsible for the completeness or accuracy of any of the information contained herein, and makes no representations about its suitability for any purpose.

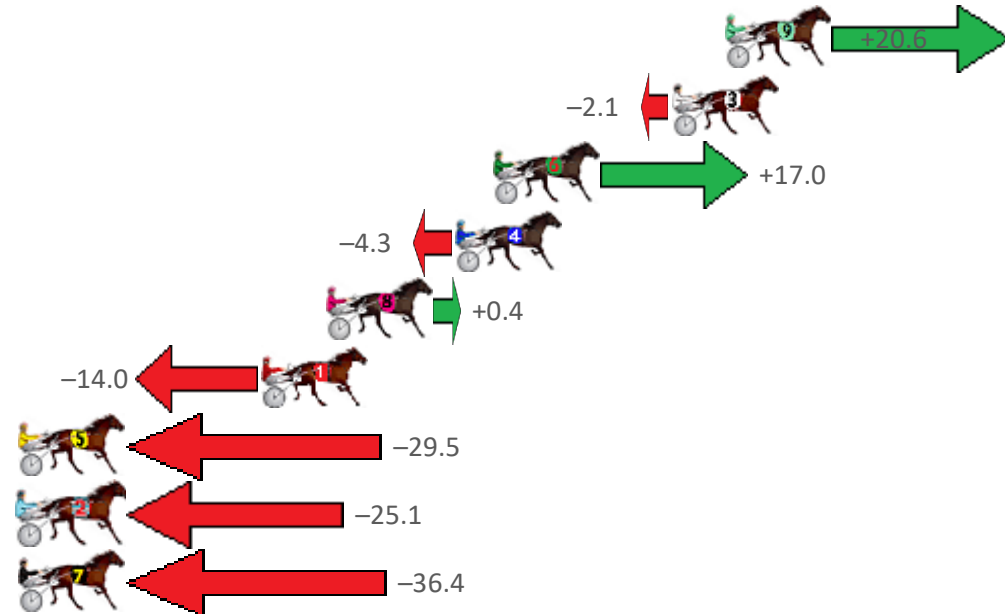
# Redcliffe Race 8 Distance 1780m

Wednesday, 15 September 2021

Gross Time: 2:13.40 MileRate: 2:00.60 LeadTime: 11.50s First Qtr: 30.70s Second Qtr: 31.40s Third Qtr: 30.30s Fourth Qtr: 29.50s

NoHorse	Plc	Margin	Time	800Time (W)	400 Time (W)
9 WOODLANDS ROSE	1	0.0m	2:13.40	58.27s (1)	29.25s (2)
3 OCTOBER RACKETEER	2	2.1m	2:13.56	59.96s (0)	29.65s (0)
6 CASH QUEEN	3	9.2m	2:14.11	58.54s (1)	29.56s (2)
4 JAZIAH	4	10.7m	2:14.23	60.12s (1)	29.71s (1)
8 REDUCED TO ASHES	5	15.8m	2:14.62	59.77s (1)	29.43s (2)
1 AUNTY FRANCES	6	18.4m	2:14.82	60.84s (0)	30.38s (0)
5 REGINA ELENA	7	31.7m	2:15.85	61.99s (1)	31.59s (1)
2 TACTFILLY MIRACLE	8	36.7m	2:16.24	61.67s (1)	30.99s (1)
7 FOUR SHIELDS	9	45.2m	2:16.90	62.51s (0)	31.86s (0)

Finish Position and metres gained from 800m



Sectionals  
Powered by



Home of Australian Harness Sectionals

**PJ HARNESS ANALYSER**

+ RAW DATA + HORSE REPORTS + FREE FRIDAY FACEBOOK TIP



[www.pjdata.com.au](http://www.pjdata.com.au) | [admin@pjdata.com.au](mailto:admin@pjdata.com.au) | [www.facebook.com/PJHarnessRacing](https://www.facebook.com/PJHarnessRacing)

The Racing Queensland Board (trading as Racing Queensland) and provider are not responsible for the completeness or accuracy of any of the information contained herein, and makes no representations about its suitability for any purpose.



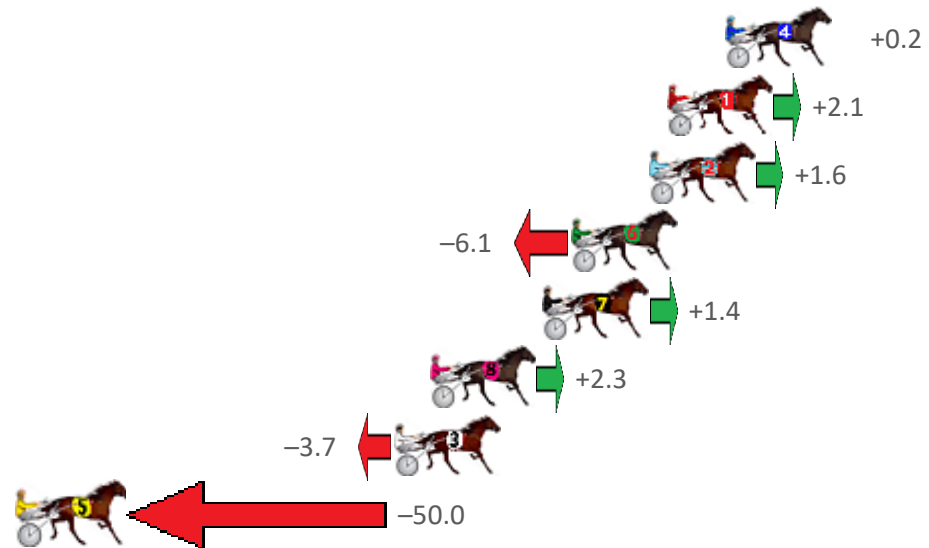
# Redcliffe Race 9 Distance 1780m

Wednesday, 15 September 2021

Gross Time: 2:16.60 MileRate: 2:03.50 LeadTime: 11.80s First Qtr: 31.50s Second Qtr: 32.50s Third Qtr: 30.40s Fourth Qtr: 30.40s

NoHorse	Plc	Margin	Time	800Time (W)	400 Time (W)
4 PRIVATE JUJON	1	0.0m	2:16.60	60.78s (1)	30.40s (1)
1 SCHOOPY	2	2.3m	2:16.78	60.64s (0)	30.21s (0)
2 PAGEENTRY	3	3.0m	2:16.84	60.68s (1)	30.25s (1)
6 SEELSTERS SONG	4	6.1m	2:17.09	61.26s (0)	30.82s (0)
7 MUSTANG DUDE	5	7.2m	2:17.17	60.69s (0)	30.26s (0)
8 TEACHERS PET	6	11.7m	2:17.53	60.63s (0)	30.27s (0)
3 IM ISABELLA	7	13.1m	2:17.64	61.08s (1)	30.66s (1)
5 ROCK IN HEAVEN	8	160.0m	2:29.33	64.58s (0)	34.18s (0)

Finish Position and metres gained from 800m



Sectionals  
Powered by



Home of Australian Harness Sectionals  
**PJ HARNESS ANALYSER**

+ RAW DATA + HORSE REPORTS + FREE FRIDAY FACEBOOK TIP



[www.pjdata.com.au](http://www.pjdata.com.au) | [admin@pjdata.com.au](mailto:admin@pjdata.com.au) | [www.facebook.com/PJHarnessRacing](https://www.facebook.com/PJHarnessRacing)

The Racing Queensland Board (trading as Racing Queensland) and provider are not responsible for the completeness or accuracy of any of the information contained herein, and makes no representations about its suitability for any purpose.

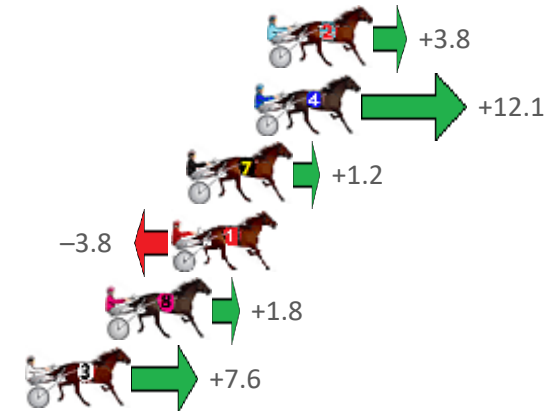
# Redcliffe Race 10 Distance 1780m

Wednesday, 15 September 2021

Gross Time: 2:18.20    MileRate: 2:05.00    LeadTime: 11.90s    First Qtr: 32.70s    Second Qtr: 32.20s    Third Qtr: 30.40s    Fourth Qtr: 31.00s

NoHorse	Plc	Margin	Time	800Time (W)	400 Time (W)
2 STEEVEN	1	0.0m	2:18.20	61.11s (1)	30.71s (1)
4 IM A CLASSY GIRL	2	0.5m	2:18.24	60.48s (1)	30.10s (2)
7 VALKYRIE HANOVER	3	3.2m	2:18.46	61.31s (0)	30.89s (0)
1 TIMSTAR	4	3.8m	2:18.51	61.69s (0)	31.29s (0)
8 DIG DEEP	5	6.4m	2:18.72	61.26s (1)	30.89s (2)
3 GOLDEN GRIN	6	9.6m	2:18.98	60.82s (1)	30.41s (2)

## Finish Position and metres gained from 800m



Sectionals  
Powered by



Home of Australian Harness Sectionals  
**PJ HARNESS ANALYSER**

+ RAW DATA + HORSE REPORTS + FREE FRIDAY FACEBOOK TIP



[www.pjdata.com.au](http://www.pjdata.com.au) | [admin@pjdata.com.au](mailto:admin@pjdata.com.au) | [www.facebook.com/PJHarnessRacing](https://www.facebook.com/PJHarnessRacing)

The Racing Queensland Board (trading as Racing Queensland) and provider are not responsible for the completeness or accuracy of any of the information contained herein, and makes no representations about its suitability for any purpose.