

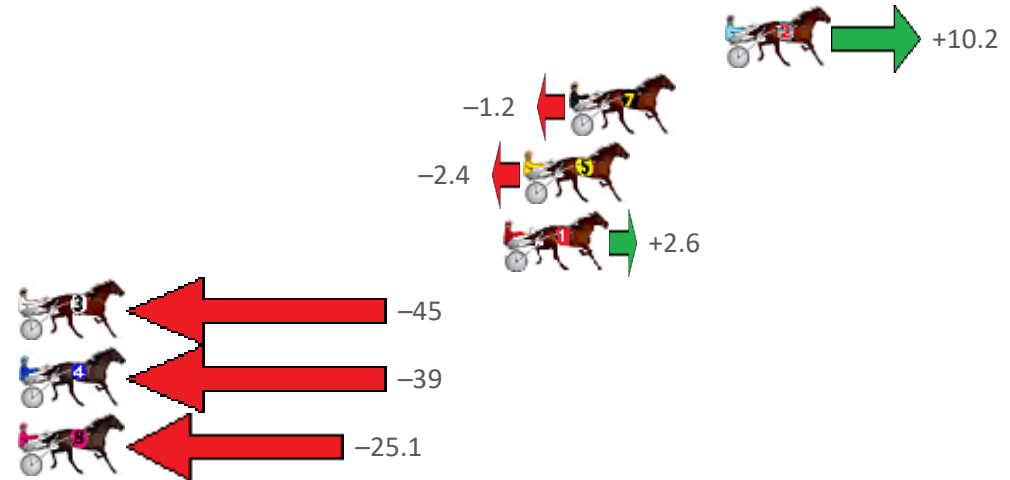
Albion Park Race 1 Distance 2138m

Tuesday, 14 September 2021

Gross Time: 2:44.60 MileRate: 2:03.30 LeadTime: 42.30s First Qtr: 31.50s Second Qtr: 30.00s Third Qtr: 31.00s Fourth Qtr: 29.80s

No	Horse	Plc	Margin	Time	800Time (W)	400 Time (W)
2	ONE NIGHT OUT	1	0.0m	2:44.60	60.03s (1)	29.49s (2)
7	IM THE COMMANDO	2	6.2m	2:45.08	60.89s (1)	30.10s (1)
5	JANSSON	3	8.0m	2:45.22	60.98s (0)	30.05s (0)
1	THE NIGHT KING	4	8.8m	2:45.29	60.60s (0)	29.80s (1)
3	CHASING GREAT	5	44.5m	2:48.07	64.16s (1)	33.10s (0)
4	DOWN UNDER RORS	6	98.7m	2:52.31	63.72s (0)	31.19s (0)
8	IL PIRATA	7	100.1m	2:52.42	62.70s (0)	30.92s (0)

Finish Position and metres gained from 800m



Sectionals
Powered by



Home of Australian Harness Sectionals
PJ HARNESS ANALYSER

+ RAW DATA + HORSE REPORTS + FREE FRIDAY FACEBOOK TIP



www.pjdata.com.au | admin@pjdata.com.au | www.facebook.com/PJHarnessRacing

The Racing Queensland Board (trading as Racing Queensland) and provider are not responsible for the completeness or accuracy of any of the information contained herein, and makes no representations about its suitability for any purpose.

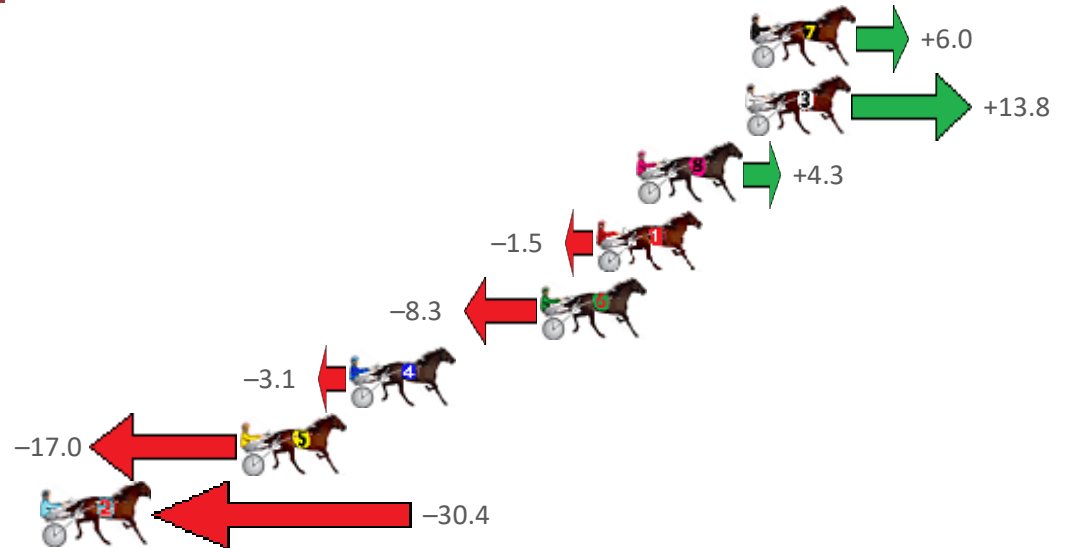
Albion Park Race 2 Distance 2138m

Tuesday, 14 September 2021

Gross Time: 2:37.60 MileRate: 1:58.60 LeadTime: 38.20s First Qtr: 32.00s Second Qtr: 30.60s Third Qtr: 28.50s Fourth Qtr: 28.30s

NoHorse	Plc	Margin	Time	800Time (W)	400 Time (W)
7 ITZ CHEROKEE JACK	1	0.0m	2:37.60	56.38s (2)	28.23s (1)
3 CALL ME DIVA	2	0.2m	2:37.61	55.83s (1)	27.46s (2)
8 DESPONDENT	3	4.5m	2:37.93	56.50s (0)	27.94s (0)
1 KATACHA MAN	4	6.1m	2:38.05	56.91s (0)	28.35s (0)
6 ALBION ARK	5	8.3m	2:38.22	57.39s (0)	28.88s (0)
4 NIFTY JOLT	6	15.9m	2:38.78	57.02s (2)	28.88s (2)
5 MAGICOL IDEAL	7	20.2m	2:39.10	58.00s (1)	29.31s (1)
2 SMILES TELL ITALL	8	39.6m	2:40.54	58.95s (1)	30.27s (1)

Finish Position and metres gained from 800m



Sectionals
Powered by



Home of Australian Harness Sectionals
PJ HARNESS ANALYSER

+ RAW DATA + HORSE REPORTS + FREE FRIDAY FACEBOOK TIP



www.pjdata.com.au | admin@pjdata.com.au | www.facebook.com/PJHarnessRacing

The Racing Queensland Board (trading as Racing Queensland) and provider are not responsible for the completeness or accuracy of any of the information contained herein, and makes no representations about its suitability for any purpose.

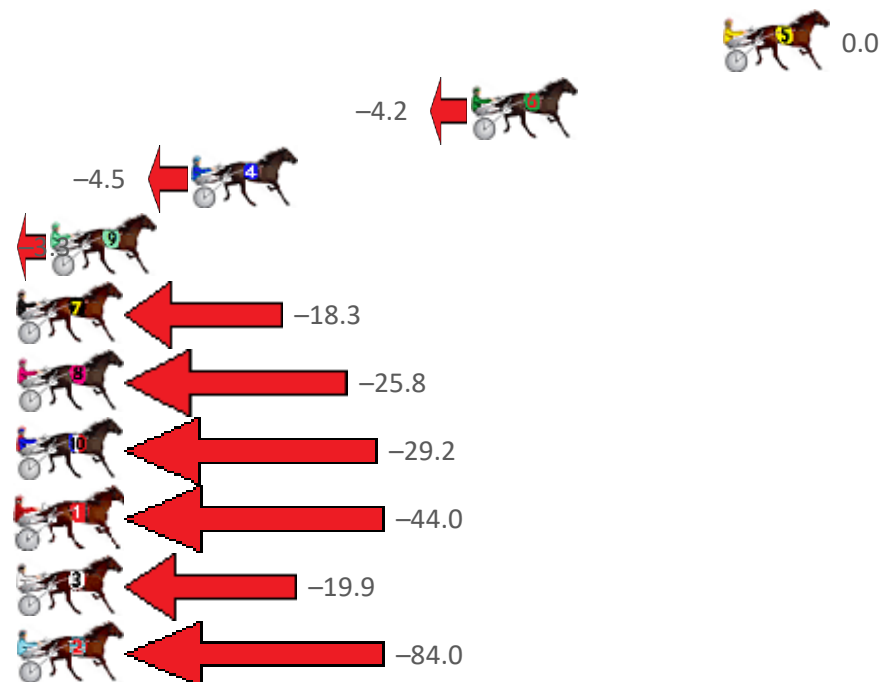
Albion Park Race 3 Distance 1660m

Tuesday, 14 September 2021

Gross Time: 1:57.40 MileRate: 1:53.80 LeadTime: 3.40s First Qtr: 28.90s Second Qtr: 28.20s Third Qtr: 29.00s Fourth Qtr: 27.90s

NoHorse	Plc	Margin	Time	800Time (W)	400 Time (W)
5 UNCLE SHANK	1	0.0m	1:57.40	56.90s (0)	27.90s (0)
6 ROCKS OR DIAMONDS	2	10.0m	1:58.13	57.20s (1)	28.26s (0)
4 CHEESANDKISSES	3	21.1m	1:58.95	57.22s (1)	28.23s (1)
9 BEACHBOY BUTCH	4	26.7m	1:59.36	57.13s (1)	28.30s (1)
7 LANCELOT BROMAC	5	34.5m	1:59.93	58.19s (0)	28.92s (0)
8 IFOUNDTHEBEACH	6	36.8m	2:00.10	58.72s (1)	29.63s (1)
10 ALI DOWNUNDER	7	38.2m	2:00.20	58.97s (0)	29.48s (0)
1 ROUSEY	8	48.4m	2:00.95	60.01s (0)	30.51s (0)
3 RECIPE FOR DREAMING	9	48.5m	2:00.96	58.31s (1)	29.47s (1)
2 GOING FOR GOLD	10	234.0m	2:14.57	62.84s (0)	31.30s (0)

Finish Position and metres gained from 800m



Sectionals
Powered by



Home of Australian Harness Sectionals

PJ HARNESS ANALYSER

+ RAW DATA + HORSE REPORTS + FREE FRIDAY FACEBOOK TIP



www.pjdata.com.au | admin@pjdata.com.au | www.facebook.com/PJHarnessRacing

The Racing Queensland Board (trading as Racing Queensland) and provider are not responsible for the completeness or accuracy of any of the information contained herein, and makes no representations about its suitability for any purpose.

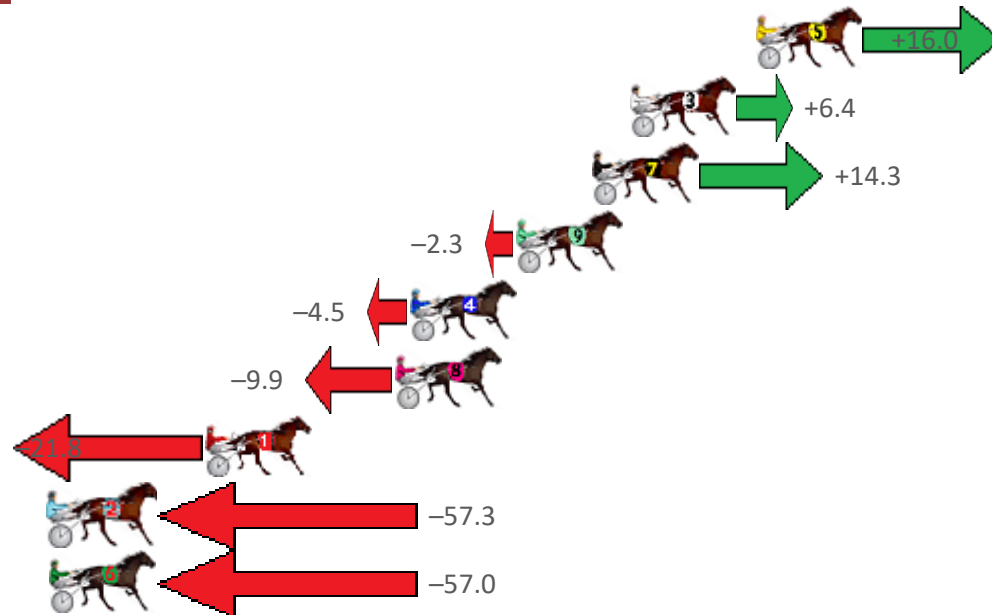
Albion Park Race 4 Distance 2138m

Tuesday, 14 September 2021

Gross Time: 2:35.50 MileRate: 1:57.00 LeadTime: 37.40s First Qtr: 29.80s Second Qtr: 29.50s Third Qtr: 30.20s Fourth Qtr: 28.60s

NoHorse	Plc	Margin	Time	800Time (W)	400 Time (W)
5 LE TISSIER	1	0.0m	2:35.50	57.63s (1)	28.02s (2)
3 FOUR FOR FOUR	2	5.0m	2:35.88	58.33s (1)	28.67s (2)
7 FIREHOUSE	3	6.5m	2:35.99	57.75s (1)	28.15s (2)
9 HECTOR	4	9.5m	2:36.21	58.97s (1)	29.19s (1)
4 COPPICE	5	13.7m	2:36.53	59.13s (0)	28.96s (0)
8 BONDI SHAKE	6	14.3m	2:36.57	59.52s (0)	29.32s (0)
1 A WHOLE LOTTA ROSIE	7	21.8m	2:37.14	60.39s (0)	30.15s (0)
2 KOTARE ELITE	8	59.7m	2:39.98	62.99s (1)	32.13s (1)
6 MIAMI SURF	9	167.0m	2:48.04	62.97s (0)	30.52s (0)

Finish Position and metres gained from 800m



Sectionals
Powered by



Home of Australian Harness Sectionals
PJ HARNESS ANALYSER

+ RAW DATA + HORSE REPORTS + FREE FRIDAY FACEBOOK TIP



www.pjdata.com.au | admin@pjdata.com.au | www.facebook.com/PJHarnessRacing

The Racing Queensland Board (trading as Racing Queensland) and provider are not responsible for the completeness or accuracy of any of the information contained herein, and makes no representations about its suitability for any purpose.

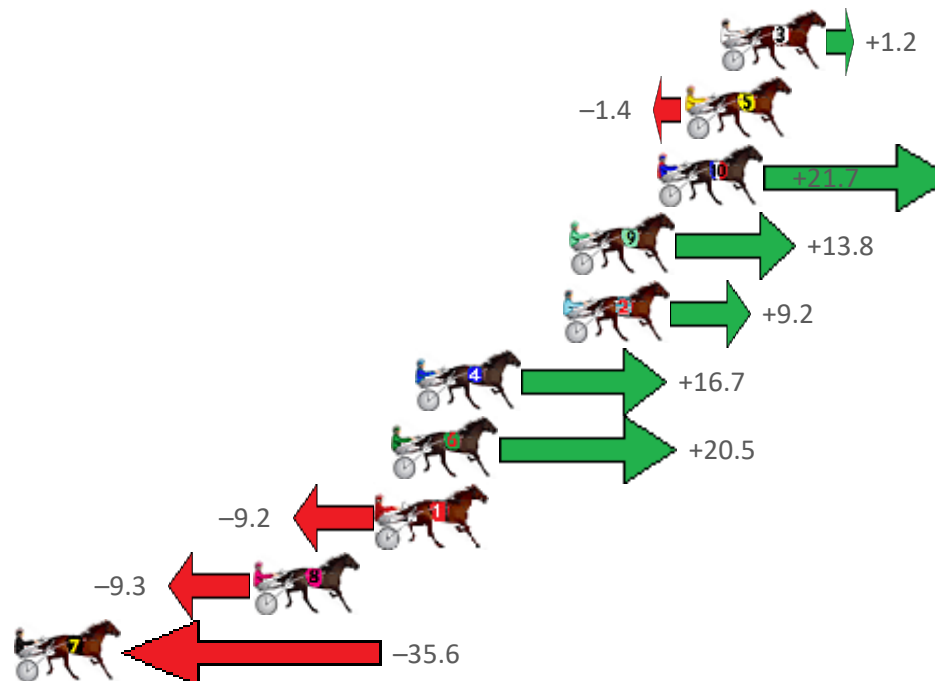
Albion Park Race 5 Distance 1660m

Tuesday, 14 September 2021

Gross Time: 2:01.10 MileRate: 1:57.40 LeadTime: 3.80s First Qtr: 29.10s Second Qtr: 29.50s Third Qtr: 29.40s Fourth Qtr: 29.30s

NoHorse	Plc	Margin	Time	800Time (W)	400 Time (W)
3 OFFICE BAD BOY	1	0.0m	2:01.10	58.61s (1)	29.30s (0)
5 ILLBEWATCHING	2	1.4m	2:01.21	58.80s (0)	29.05s (0)
10 MY ULTIMATE CLIPPA	3	2.5m	2:01.29	57.12s (1)	28.05s (2)
9 MOTU AMETHYST	4	6.0m	2:01.56	57.69s (1)	28.62s (2)
2 JOEY LINCOLN	5	6.2m	2:01.58	58.03s (1)	28.78s (1)
4 WOODLANDS WONDER	6	12.1m	2:02.03	57.48s (1)	28.42s (2)
6 LITTLELIONELJAMES	7	13.0m	2:02.10	57.20s (1)	28.15s (1)
1 RISKY BUZINESS	8	13.6m	2:02.15	59.37s (0)	29.47s (0)
8 SWEET SANGRIA	9	18.5m	2:02.52	59.38s (0)	29.51s (0)
7 AUNTY EMILY	10	41.0m	2:04.25	61.30s (1)	31.65s (1)

Finish Position and metres gained from 800m



Sectionals
Powered by



Home of Australian Harness Sectionals

PJ HARNESS ANALYSER

+ RAW DATA + HORSE REPORTS + FREE FRIDAY FACEBOOK TIP



www.pjdata.com.au | admin@pjdata.com.au | www.facebook.com/PJHarnessRacing

The Racing Queensland Board (trading as Racing Queensland) and provider are not responsible for the completeness or accuracy of any of the information contained herein, and makes no representations about its suitability for any purpose.

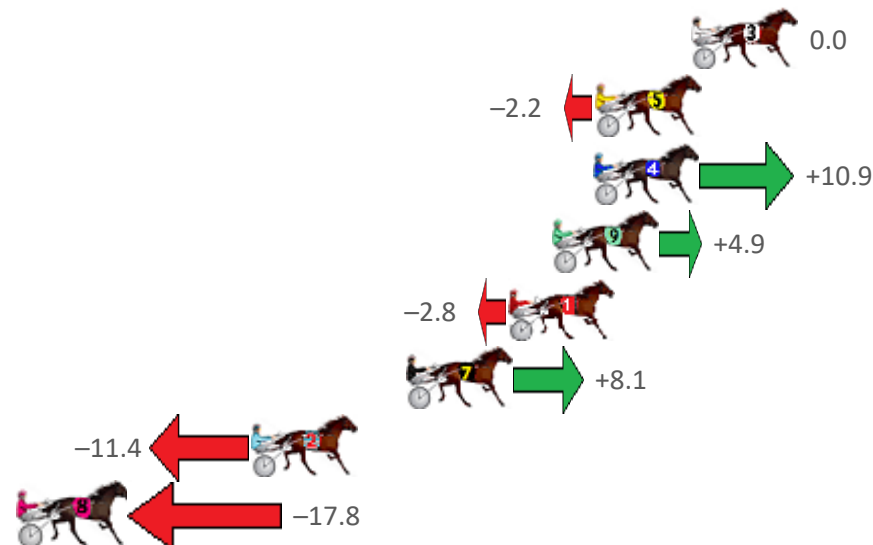
Albion Park Race 6 Distance 1660m

Tuesday, 14 September 2021

Gross Time: 1:58.00 MileRate: 1:54.40 LeadTime: 3.60s First Qtr: 28.60s Second Qtr: 30.00s Third Qtr: 27.70s Fourth Qtr: 28.10s

NoHorse	Plc	Margin	Time	800Time (W)	400 Time (W)
3 ROCK FISHERMAN	1	0.0m	1:58.00	55.80s (0)	28.10s (0)
5 MOHS EM DOWN	2	3.8m	1:58.28	55.95s (1)	28.27s (1)
4 ANOTHER STATEMENT	3	3.9m	1:58.29	55.04s (1)	27.24s (1)
9 MAJORDOIT	4	5.5m	1:58.41	55.46s (1)	27.67s (1)
1 INVINCIBLE LOXTON	5	7.2m	1:58.53	55.99s (0)	28.24s (0)
7 BOHANNAN	6	11.3m	1:58.83	55.24s (1)	27.44s (1)
2 IMASPORTSSTAR	7	17.4m	1:59.29	56.59s (1)	28.83s (1)
8 CAPTAIN KIRK	8	26.6m	1:59.96	57.03s (0)	29.20s (0)

Finish Position and metres gained from 800m



Sectionals
Powered by



Home of Australian Harness Sectionals

PJ HARNESS ANALYSER

+ RAW DATA + HORSE REPORTS + FREE FRIDAY FACEBOOK TIP



www.pjdata.com.au | admin@pjdata.com.au | www.facebook.com/PJHarnessRacing

The Racing Queensland Board (trading as Racing Queensland) and provider are not responsible for the completeness or accuracy of any of the information contained herein, and makes no representations about its suitability for any purpose.

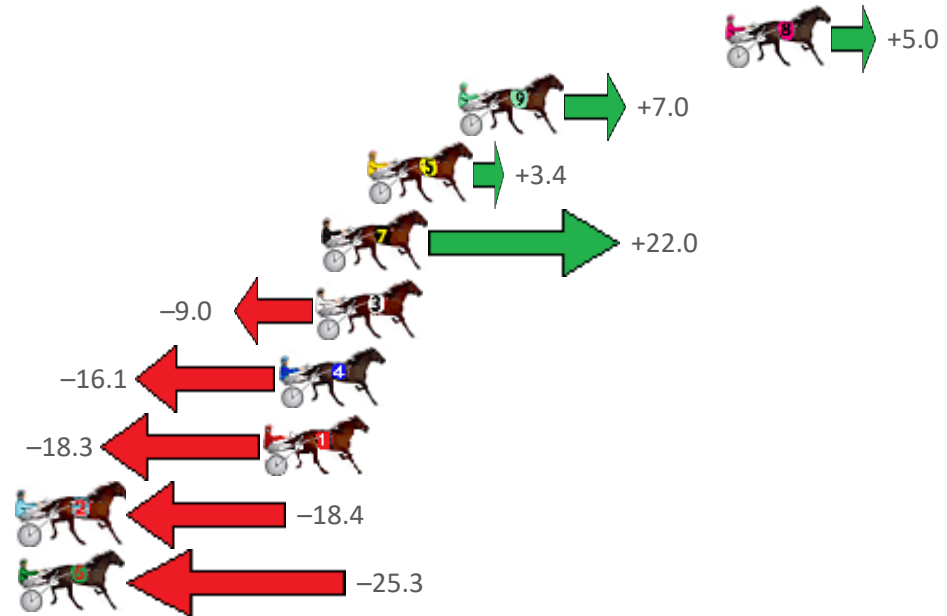
Albion Park Race 7 Distance 1660m

Tuesday, 14 September 2021

Gross Time: 1:57.40 MileRate: 1:53.80 LeadTime: 3.60s First Qtr: 27.40s Second Qtr: 28.80s Third Qtr: 28.50s Fourth Qtr: 29.10s

NoHorse	Plc	Margin	Time	800Time (W)	400 Time (W)
8 ITS MR CLOONEY	1	0.0m	1:57.40	57.24s (0)	28.80s (0)
9 LORD DIGBY	2	10.6m	1:58.21	57.10s (1)	29.06s (2)
5 BANGKOK BRAVADO	3	14.2m	1:58.48	57.36s (0)	29.06s (1)
7 QUICK STEP	4	16.0m	1:58.62	56.02s (0)	28.85s (0)
3 MOLLIESMARYELLE	5	16.2m	1:58.64	58.24s (1)	29.78s (2)
4 JAY TEE TYRON	6	17.7m	1:58.75	58.75s (1)	30.13s (1)
1 RUNFORTHROSES	7	18.3m	1:58.80	58.91s (0)	30.42s (0)
2 SNUGGLES BANYULA	8	29.0m	1:59.61	58.92s (0)	30.40s (0)
6 GASMONKEY	9	54.3m	2:01.55	59.41s (1)	31.00s (1)

Finish Position and metres gained from 800m



Sectionals
Powered by



Home of Australian Harness Sectionals
PJ HARNESS ANALYSER

+ RAW DATA + HORSE REPORTS + FREE FRIDAY FACEBOOK TIP



www.pjdata.com.au | admin@pjdata.com.au | www.facebook.com/PJHarnessRacing

The Racing Queensland Board (trading as Racing Queensland) and provider are not responsible for the completeness or accuracy of any of the information contained herein, and makes no representations about its suitability for any purpose.


Albion Park Race 8 Distance 1660m

Tuesday, 14 September 2021

Gross Time: 1:57.80 MileRate: 1:54.20 LeadTime: 3.60s First Qtr: 27.70s Second Qtr: 29.30s Third Qtr: 28.60s Fourth Qtr: 28.60s

NoHorse	Plc	Margin	Time	800Time (W)	400 Time (W)
4 BOMBADIER JUJON	1	0.0m	1:57.80	57.20s (0)	28.60s (0)
5 COREY WILLIAM	2	7.3m	1:58.35	57.06s (1)	28.54s (2)
7 COURAGEOUS SAINT	3	9.1m	1:58.48	56.23s (1)	27.73s (1)
1 OYSTER STRIDE	4	10.0m	1:58.55	57.24s (0)	28.66s (0)
6 RAGNARR	5	12.0m	1:58.70	57.73s (1)	29.08s (1)
2 FEELINGFORAMIRACLE	6	12.4m	1:58.73	57.74s (0)	29.14s (0)
10 VINNY CHASE	7	14.0m	1:58.85	56.92s (1)	28.39s (2)
8 COMMODORE JUJON	8	14.6m	1:58.90	57.23s (0)	28.67s (1)
3 EL GRAN SENOR	9	14.6m	1:58.90	57.29s (1)	28.76s (2)
9 MONGOLIAN CAVALRY	10	18.5m	1:59.19	56.84s (0)	28.56s (0)

Finish Position and metres gained from 800m



Sectionals
Powered by



Home of Australian Harness Sectionals

PJ HARNESS ANALYSER

+ RAW DATA + HORSE REPORTS + FREE FRIDAY FACEBOOK TIP



www.pjdata.com.au | admin@pjdata.com.au | www.facebook.com/PJHarnessRacing

The Racing Queensland Board (trading as Racing Queensland) and provider are not responsible for the completeness or accuracy of any of the information contained herein, and makes no representations about its suitability for any purpose.

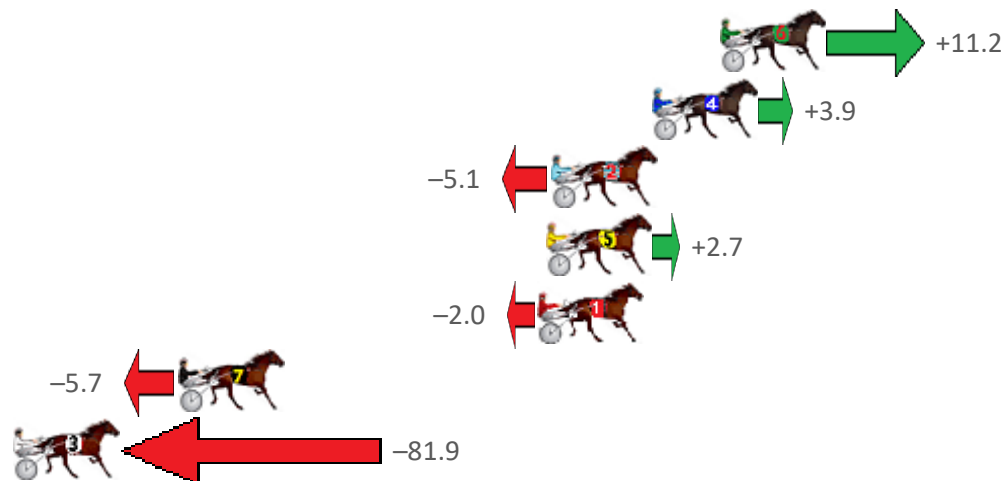
Albion Park Race 9 Distance 1660m

Tuesday, 14 September 2021

Gross Time: 1:58.00 MileRate: 1:54.40 LeadTime: 3.50s First Qtr: 27.70s Second Qtr: 29.50s Third Qtr: 28.40s Fourth Qtr: 28.90s

NoHorse	Plc	Margin	Time	800Time (W)	400 Time (W)
6 DREAM TO SHARE	1	0.0m	1:58.00	56.50s (1)	28.30s (2)
4 CHANTREY	2	2.7m	1:58.20	57.02s (1)	28.84s (1)
2 EH EF EL	3	6.7m	1:58.51	57.66s (1)	29.38s (0)
5 SABRAGE	4	6.9m	1:58.52	57.11s (0)	28.39s (1)
1 TULHURST ACE	5	7.2m	1:58.55	57.44s (0)	28.74s (1)
7 SOME EXCUSESOMEW	6	21.5m	1:59.63	57.71s (1)	29.45s (2)
3 MIDNIGHT MAN	7	81.9m	2:04.21	63.13s (0)	34.11s (0)

Finish Position and metres gained from 800m



Sectionals
Powered by



Home of Australian Harness Sectionals

PJ HARNESS ANALYSER

+ RAW DATA + HORSE REPORTS + FREE FRIDAY FACEBOOK TIP



www.pjdata.com.au | admin@pjdata.com.au | www.facebook.com/PJHarnessRacing

The Racing Queensland Board (trading as Racing Queensland) and provider are not responsible for the completeness or accuracy of any of the information contained herein, and makes no representations about its suitability for any purpose.