

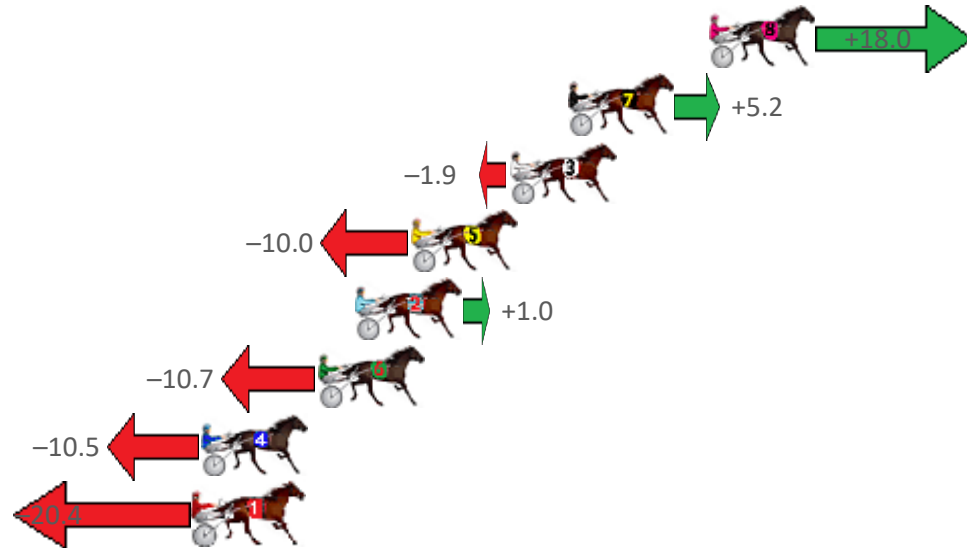
Marburg Race 1 Distance 1850m

Sunday, 12 September 2021

Gross Time: 2:22.00 MileRate: 2:03.50 LeadTime: 17.10s First Qtr: 31.60s Second Qtr: 33.40s Third Qtr: 30.00s Fourth Qtr: 29.90s

NoHorse	Plc	Margin	Time	800Time (W)	400 Time (W)
8 DALLAS COWGIRL	1	0.0m	2:22.00	58.56s (2)	29.74s (2)
7 SIR HASZEM	2	5.6m	2:22.44	59.51s (1)	29.69s (2)
3 DREAMOUTS NIECE	3	7.9m	2:22.62	60.04s (1)	30.15s (1)
5 QUALITY TIME	4	11.8m	2:22.92	60.64s (1)	30.78s (1)
2 CHANG	5	14.0m	2:23.10	59.83s (1)	30.26s (3)
6 TIMSTAR	6	15.5m	2:23.21	60.70s (0)	30.70s (0)
4 MOLLIGUANNA	7	20.1m	2:23.57	60.68s (0)	30.61s (0)
1 CAMPBELL BEST	8	20.4m	2:23.60	61.42s (0)	31.42s (0)

Finish Position and metres gained from 800m



Sectionals
Powered by



Home of Australian Harness Sectionals
PJ HARNESS ANALYSER

+ RAW DATA + HORSE REPORTS + FREE FRIDAY FACEBOOK TIP



www.pjdata.com.au | admin@pjdata.com.au | www.facebook.com/PJHarnessRacing

The Racing Queensland Board (trading as Racing Queensland) and provider are not responsible for the completeness or accuracy of any of the information contained herein, and makes no representations about its suitability for any purpose.

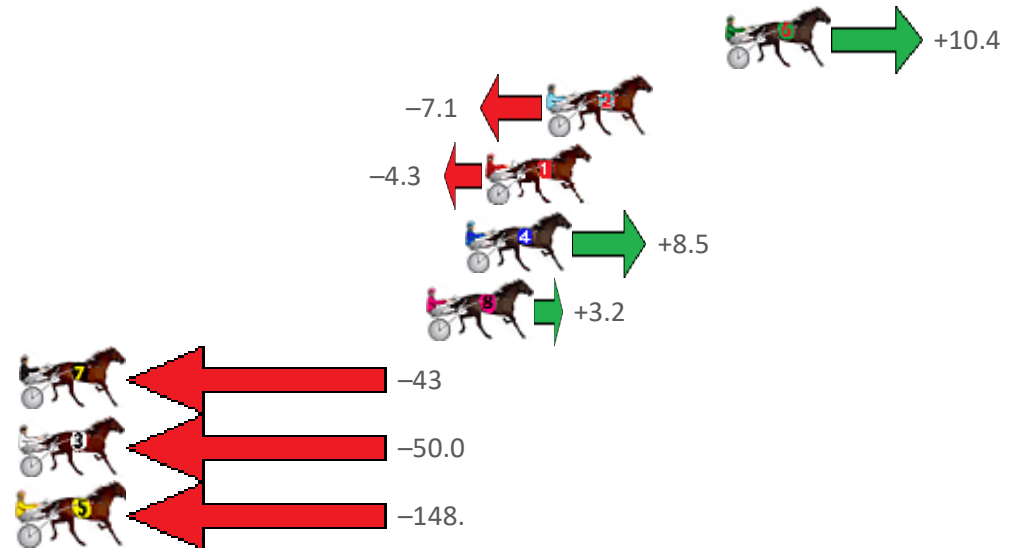
Marburg Race 2 Distance 1850m

Sunday, 12 September 2021

Gross Time: 2:18.70 MileRate: 2:00.70 LeadTime: 16.70s First Qtr: 29.70s Second Qtr: 31.80s Third Qtr: 29.50s Fourth Qtr: 31.00s

NoHorse	Plc	Margin	Time	800Time (W)	400 Time (W)
6 PURPLE SHADES	1	0.0m	2:18.70	59.72s (0)	30.06s (0)
2 OKANES DEVIL	2	7.1m	2:19.28	61.03s (0)	31.55s (0)
1 DUKE	3	9.5m	2:19.47	60.82s (0)	31.18s (0)
4 ITSMEGS	4	10.3m	2:19.53	59.86s (2)	31.27s (1)
8 DARBY BRIGHTS	5	11.8m	2:19.66	60.26s (0)	30.63s (1)
7 JANG PEL	6	56.3m	2:23.26	63.70s (1)	33.57s (2)
3 DARGOS PET	7	59.4m	2:23.52	64.26s (1)	33.91s (1)
5 GIDUP DARCY	8	170.7m	2:32.54	71.67s (0)	40.69s (0)

Finish Position and metres gained from 800m



Sectionals
Powered by



Home of Australian Harness Sectionals

PJ HARNESS ANALYSER

+ RAW DATA + HORSE REPORTS + FREE FRIDAY FACEBOOK TIP



www.pjdata.com.au | admin@pjdata.com.au | www.facebook.com/PJHarnessRacing

The Racing Queensland Board (trading as Racing Queensland) and provider are not responsible for the completeness or accuracy of any of the information contained herein, and makes no representations about its suitability for any purpose.

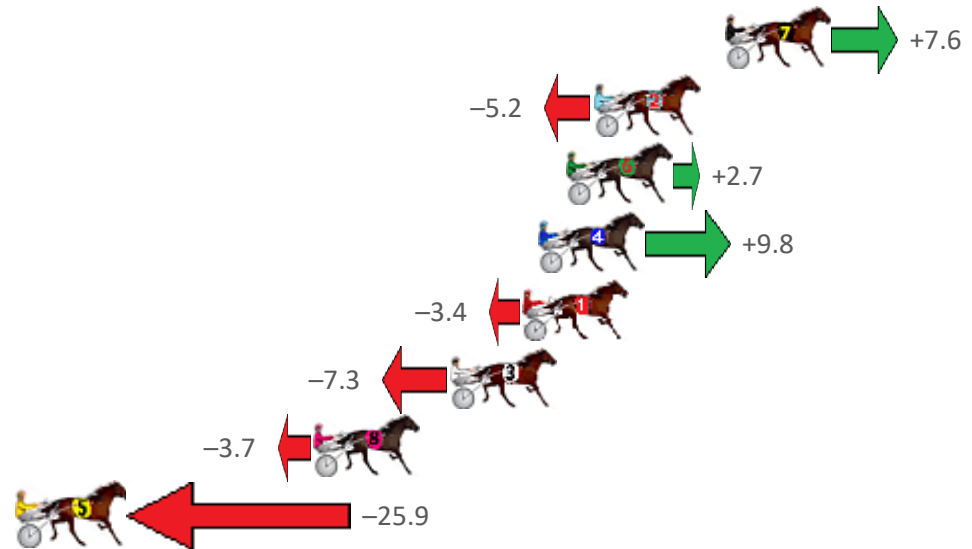
Marburg Race 3 Distance 1850m

Sunday, 12 September 2021

Gross Time: 2:20.00 MileRate: 2:01.80 LeadTime: 17.10s First Qtr: 29.20s Second Qtr: 32.30s Third Qtr: 30.10s Fourth Qtr: 31.30s

NoHorse	Plc	Margin	Time	800Time (W)	400 Time (W)
7 HESLUVABLE	1	0.0m	2:20.00	60.82s (1)	30.82s (2)
2 STUDLEIGH WILL	2	5.2m	2:20.43	61.80s (0)	31.70s (0)
6 LORD DENZEL	3	6.3m	2:20.52	61.19s (0)	31.06s (0)
4 MISTER DECORUM	4	7.4m	2:20.61	60.65s (1)	30.97s (1)
1 ITS ALL TORQUE	5	8.0m	2:20.65	61.66s (0)	31.56s (0)
3 MELTON LUCKY	6	10.9m	2:20.89	61.96s (1)	31.88s (1)
8 ROGER THAT	7	16.3m	2:21.33	61.68s (1)	31.32s (0)
5 ESSENTIAL THREE	8	40.5m	2:23.31	63.38s (0)	32.88s (1)

Finish Position and metres gained from 800m



Sectionals
Powered by



Home of Australian Harness Sectionals
PJ HARNESS ANALYSER

+ RAW DATA + HORSE REPORTS + FREE FRIDAY FACEBOOK TIP



www.pjdata.com.au | admin@pjdata.com.au | www.facebook.com/PJHarnessRacing

The Racing Queensland Board (trading as Racing Queensland) and provider are not responsible for the completeness or accuracy of any of the information contained herein, and makes no representations about its suitability for any purpose.

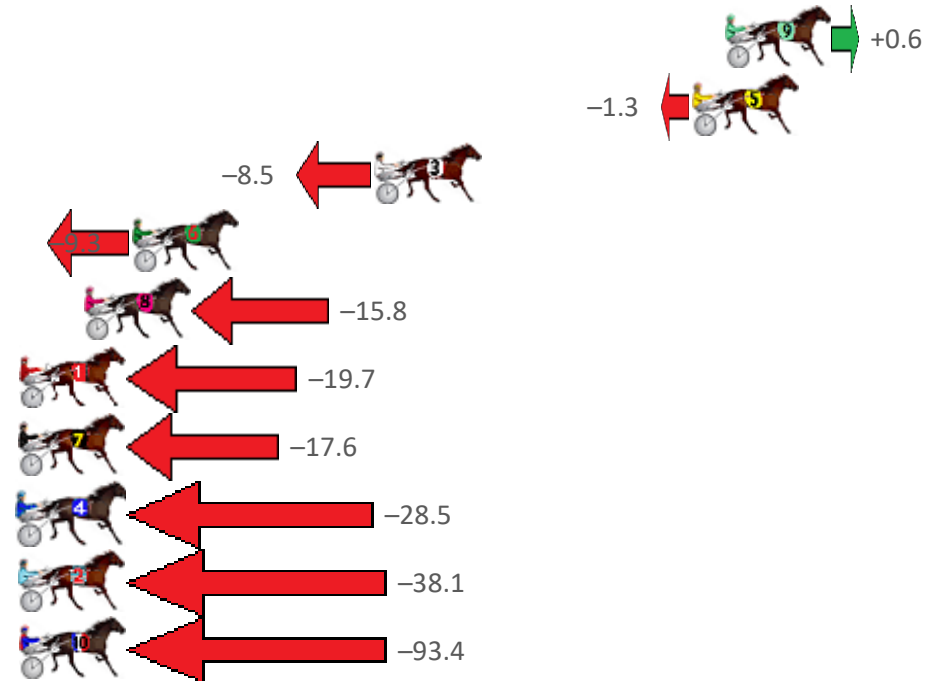
Marburg Race 4 Distance 2200m

Sunday, 12 September 2021

Gross Time: 2:55.90 MileRate: 2:05.80 LeadTime: 52.40s First Qtr: 32.90s Second Qtr: 32.60s Third Qtr: 28.10s Fourth Qtr: 29.90s

NoHorse	Plc	Margin	Time	800Time (W)	400 Time (W)
9 MAJESTIC ESS JAY	1	0.0m	2:55.90	57.96s (1)	29.72s (1)
5 IMA CALVERT ROSE	2	1.3m	2:56.00	58.09s (0)	30.00s (0)
3 SHEGOTSASS	3	13.9m	2:56.99	58.61s (1)	30.07s (1)
6 ROCKET NOVA	4	23.5m	2:57.74	58.67s (1)	29.88s (1)
8 HAVANA MAGIC	5	25.4m	2:57.89	59.14s (1)	30.39s (1)
1 TOUCHE DE FLING	6	28.7m	2:58.15	59.42s (0)	30.68s (0)
7 ROSEHILL MAGIC	7	31.0m	2:58.33	59.27s (0)	30.48s (0)
4 DAY TOURER	8	32.9m	2:58.48	60.05s (0)	31.41s (0)
2 KYVALLEY TINMAN	9	61.1m	3:00.69	60.75s (0)	31.32s (0)
10 ORLANDO JOLT	10	111.8m	3:04.66	64.73s (0)	36.04s (1)

Finish Position and metres gained from 800m



Sectionals
Powered by



Home of Australian Harness Sectionals
PJ HARNESS ANALYSER

+ RAW DATA + HORSE REPORTS + FREE FRIDAY FACEBOOK TIP



www.pjdata.com.au | admin@pjdata.com.au | www.facebook.com/PJHarnessRacing

The Racing Queensland Board (trading as Racing Queensland) and provider are not responsible for the completeness or accuracy of any of the information contained herein, and makes no representations about its suitability for any purpose.

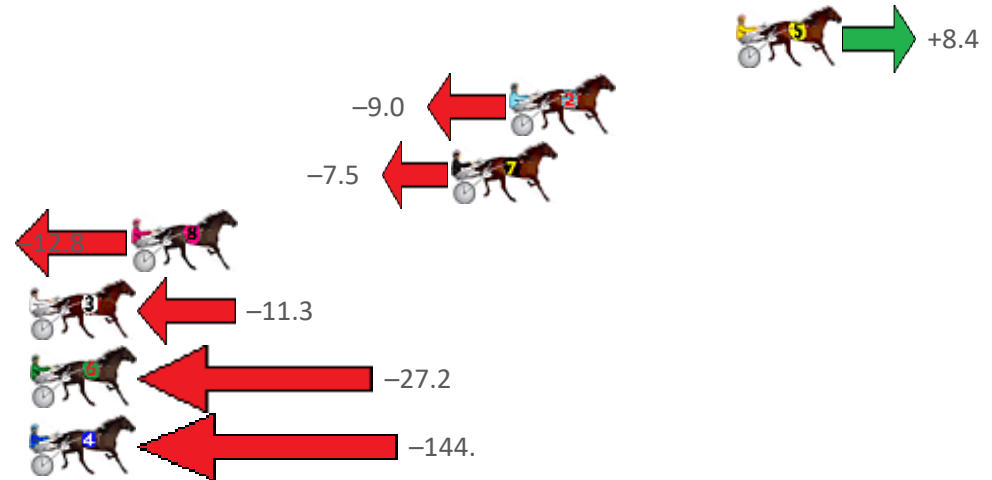
Marburg Race 5 Distance 1850m

Sunday, 12 September 2021

Gross Time: 2:17.30 MileRate: 1:59.40 LeadTime: 17.30s First Qtr: 30.80s Second Qtr: 30.90s Third Qtr: 28.20s Fourth Qtr: 30.10s

NoHorse	Plc	Margin	Time	800Time (W)	400 Time (W)
5 MY ULTIMATE CLIPPA	1	0.0m	2:17.30	57.69s (1)	29.59s (1)
2 BETTOR WATCH HIM	2	9.0m	2:18.01	58.95s (0)	30.77s (0)
7 PACIFIC COIN	3	11.3m	2:18.19	58.84s (1)	30.78s (1)
8 BUCKLEDOWN BUDDY	4	24.0m	2:19.19	59.23s (0)	30.83s (1)
3 MY ULTIMATE HELL	5	31.1m	2:19.75	59.12s (1)	30.21s (0)
6 ALL GOOD WALLY	6	32.8m	2:19.89	60.27s (0)	31.75s (0)
4 MAJOR PAINT	7	159.9m	2:29.90	68.77s (1)	39.22s (0)

Finish Position and metres gained from 800m



Sectionals
Powered by



Home of Australian Harness Sectionals
PJ HARNESS ANALYSER

+ RAW DATA + HORSE REPORTS + FREE FRIDAY FACEBOOK TIP



www.pjdata.com.au | admin@pjdata.com.au | www.facebook.com/PJHarnessRacing

The Racing Queensland Board (trading as Racing Queensland) and provider are not responsible for the completeness or accuracy of any of the information contained herein, and makes no representations about its suitability for any purpose.

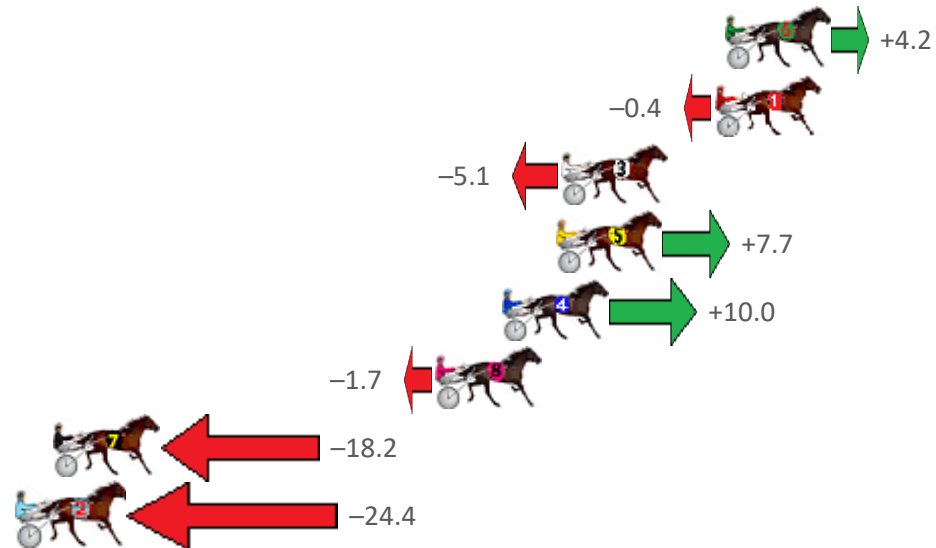
Marburg Race 6 Distance 1850m

Sunday, 12 September 2021

Gross Time: 2:20.40 MileRate: 2:02.10 LeadTime: 17.10s First Qtr: 31.20s Second Qtr: 33.70s Third Qtr: 28.60s Fourth Qtr: 29.80s

NoHorse	Plc	Margin	Time	800Time (W)	400 Time (W)
6 CIRCLE LINE	1	0.0m	2:20.40	58.10s (0)	29.44s (0)
1 IFYOUBELIEVE	2	0.4m	2:20.43	58.43s (0)	29.83s (0)
3 COURAGEOUS WAYS	3	6.5m	2:20.91	58.77s (1)	30.13s (1)
5 ARMA AUGUSTUS	4	6.7m	2:20.92	57.84s (1)	29.33s (2)
4 JILLIBY GIZMO	5	8.8m	2:21.09	57.67s (1)	29.18s (1)
8 AFTER DARN	6	11.5m	2:21.30	58.52s (1)	30.01s (2)
7 POPEYE RUSSELL	7	26.6m	2:22.48	59.72s (0)	30.93s (0)
2 DOOLITTLE DANDY	8	30.0m	2:22.74	60.17s (1)	31.07s (1)

Finish Position and metres gained from 800m



Sectionals
Powered by



Home of Australian Harness Sectionals

PJ HARNESS ANALYSER

+ RAW DATA + HORSE REPORTS + FREE FRIDAY FACEBOOK TIP



www.pjdata.com.au | admin@pjdata.com.au | www.facebook.com/PJHarnessRacing

The Racing Queensland Board (trading as Racing Queensland) and provider are not responsible for the completeness or accuracy of any of the information contained herein, and makes no representations about its suitability for any purpose.

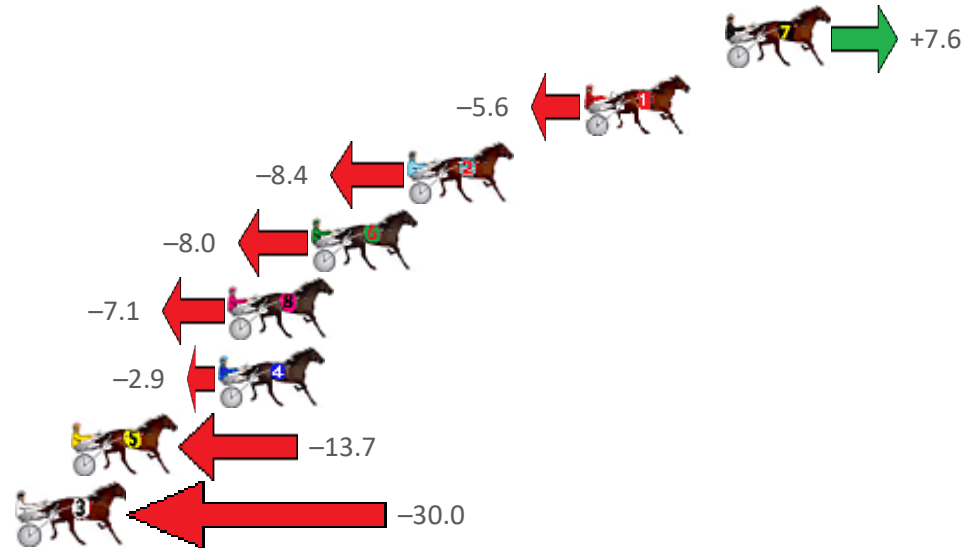
Marburg Race 7 Distance 2200m

Sunday, 12 September 2021

Gross Time: 2:45.90 MileRate: 2:01.40 LeadTime: 43.80s First Qtr: 31.40s Second Qtr: 32.60s Third Qtr: 28.70s Fourth Qtr: 29.40s

NoHorse	Plc	Margin	Time	800Time (W)	400 Time (W)
7 LORIMER LADY	1	0.0m	2:45.90	57.55s (1)	28.89s (2)
1 MAN OF ACTION	2	5.6m	2:46.33	58.50s (0)	29.81s (0)
2 LA PISTOLA	3	12.6m	2:46.87	58.71s (0)	30.00s (0)
6 KEAYANG SPONGE BOB	4	16.4m	2:47.16	58.68s (0)	29.94s (0)
8 ROCKNROLL DA GAMA	5	19.7m	2:47.42	58.61s (0)	29.85s (0)
4 MY ULTIMATE HESTON	6	20.1m	2:47.45	58.31s (0)	30.02s (1)
5 SPRINGFIELD SPIRIT	7	25.9m	2:47.90	59.09s (1)	30.62s (3)
3 MISTERRIODEJANEIRO	8	33.4m	2:48.47	60.27s (1)	31.52s (1)

Finish Position and metres gained from 800m



Sectionals
Powered by



Home of Australian Harness Sectionals
PJ HARNESS ANALYSER

+ RAW DATA + HORSE REPORTS + FREE FRIDAY FACEBOOK TIP



www.pjdata.com.au | admin@pjdata.com.au | www.facebook.com/PJHarnessRacing

The Racing Queensland Board (trading as Racing Queensland) and provider are not responsible for the completeness or accuracy of any of the information contained herein, and makes no representations about its suitability for any purpose.


Marburg Race 8 Distance 1850m

Sunday, 12 September 2021

Gross Time: 2:18.10 MileRate: 2:00.10 LeadTime: 16.60s First Qtr: 31.70s Second Qtr: 32.70s Third Qtr: 28.30s Fourth Qtr: 28.80s

NoHorse	Plc	Margin	Time	800Time (W)	400 Time (W)
1 JEWEL OF PEAK	1	0.0m	2:18.10	57.10s (0)	28.80s (0)
6 MY SECRET BEACH	2	2.0m	2:18.25	56.82s (0)	28.61s (0)
3 ONE LAST ROLL	3	4.4m	2:18.43	57.11s (1)	28.83s (1)
4 LETS ROLL THE DICE	4	9.9m	2:18.85	56.72s (0)	28.39s (0)
7 TOP FLIGHT CRUIZE	5	10.8m	2:18.92	57.13s (0)	28.91s (0)
2 ROYAL PRINCESS	6	12.5m	2:19.04	57.39s (1)	29.08s (1)
8 DYNAMIC BROMAC	7	16.9m	2:19.38	57.41s (1)	29.34s (2)
5 MISS MIA	8	17.5m	2:19.42	57.15s (2)	29.14s (3)

Finish Position and metres gained from 800m



Sectionals
Powered by



Home of Australian Harness Sectionals
PJ HARNESS ANALYSER

+ RAW DATA + HORSE REPORTS + FREE FRIDAY FACEBOOK TIP



www.pjdata.com.au | admin@pjdata.com.au | www.facebook.com/PJHarnessRacing

The Racing Queensland Board (trading as Racing Queensland) and provider are not responsible for the completeness or accuracy of any of the information contained herein, and makes no representations about its suitability for any purpose.