

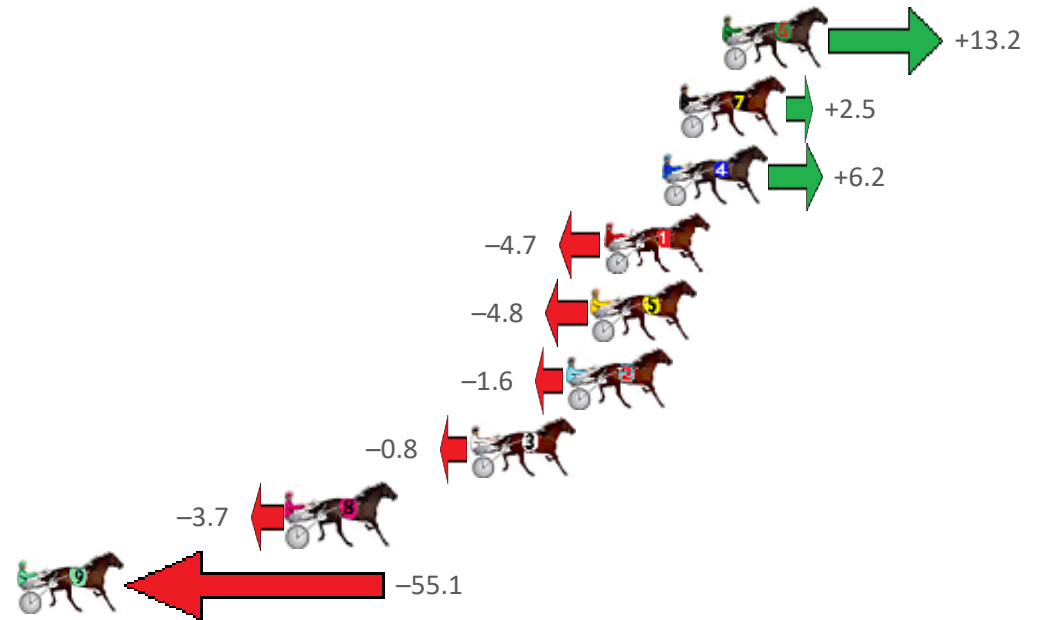
# Redcliffe Race 1 Distance 1780m

Thursday, 15 July 2021

Gross Time: 2:14.10 MileRate: 2:01.20 LeadTime: 11.40s First Qtr: 30.30s Second Qtr: 31.70s Third Qtr: 30.20s Fourth Qtr: 30.50s

No Horse	Plc	Margin	Time	800Time (W)	400 Time (W)
6 FAMOUS SHOES	1	0.0m	2:14.10	59.70s (0)	29.45s (0)
7 MUSTANG DUDE	2	1.7m	2:14.24	60.51s (0)	30.28s (0)
4 TULHURST LOVER	3	2.4m	2:14.29	60.23s (0)	30.00s (0)
1 KID CALVERT	4	4.7m	2:14.48	61.05s (0)	30.86s (0)
5 WEASEL	5	5.2m	2:14.52	61.06s (1)	30.77s (1)
2 SOMEWHEREINHEAVEN	6	6.2m	2:14.59	60.82s (1)	30.53s (1)
3 PAGEANTRY	7	10.0m	2:14.90	60.76s (1)	30.47s (1)
8 TEACHERS PET	8	17.3m	2:15.48	60.98s (1)	30.90s (2)
9 THE LAST DRAGON	9	73.3m	2:19.95	64.86s (1)	34.74s (1)

Finish Position and metres gained from 800m



Sectionals  
Powered by

**PJ HARNESS ANALYSER** Version 3.05 Out Now!  
**HORSE REPORTS / RAW DATA**  
 All your sectional needs Check us out at [www.pjdata.com.au](http://www.pjdata.com.au)



The Racing Queensland Board (trading as Racing Queensland) and provider are not responsible for the completeness or accuracy of any of the information contained herein, and makes no representations about its suitability for any purpose.

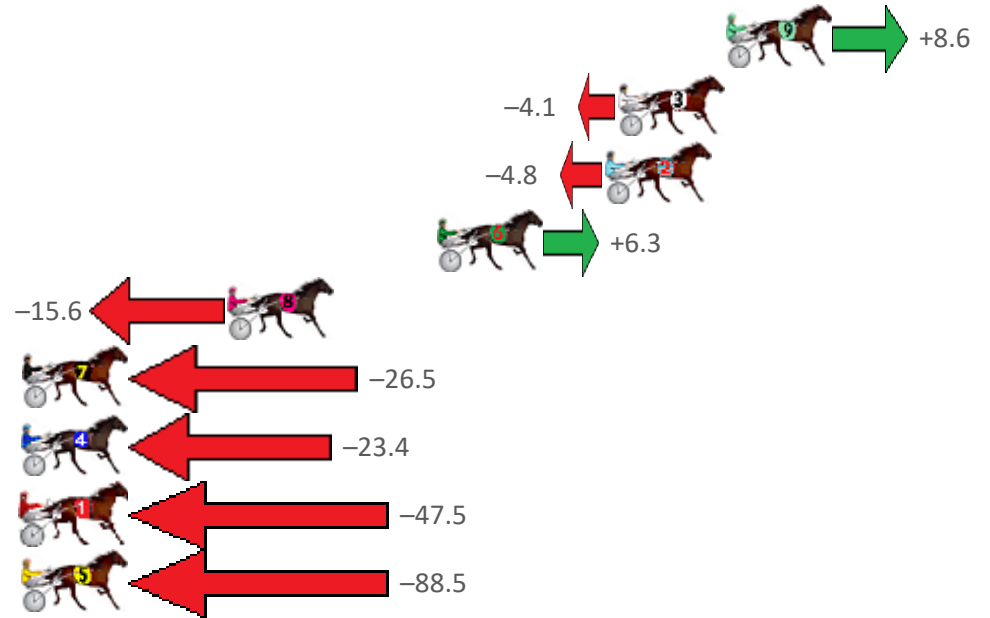
# Redcliffe Race 2 Distance 1780m

Thursday, 15 July 2021

Gross Time: 2:14.10 MileRate: 2:01.20 LeadTime: 11.60s First Qtr: 31.40s Second Qtr: 32.10s Third Qtr: 29.70s Fourth Qtr: 29.30s

No Horse	Plc	Margin	Time	800Time (W)	400 Time (W)
9 BEACH ON FIRE	1	0.0m	2:14.10	58.37s (1)	28.56s (1)
3 VODKA EN ICE	2	4.3m	2:14.43	59.30s (1)	29.61s (1)
2 SLIDE TO UNLOCK	3	4.8m	2:14.47	59.35s (0)	29.62s (0)
6 KING OF KAOS	4	11.5m	2:14.98	58.54s (1)	29.45s (2)
8 SHEZA CHANCE	5	19.8m	2:15.62	60.14s (1)	30.31s (1)
7 HOWDYOUNGETHATROC	6	36.3m	2:16.89	60.94s (0)	31.07s (0)
4 GOLDEN GRIN	7	36.4m	2:16.90	60.72s (1)	30.89s (1)
1 CACTUS ROSE	8	52.3m	2:18.12	62.48s (0)	32.56s (0)
5 HAPPY SNAP	9	103.1m	2:22.02	65.49s (0)	35.37s (0)

Finish Position and metres gained from 800m



Sectionals  
Powered by

## PJ HARNESS ANALYSER

HORSE REPORTS / RAW DATA

All your sectional needs

Check us out at [www.pjdata.com.au](http://www.pjdata.com.au)

Version 3.05  
Out Now!

The Racing Queensland Board (trading as Racing Queensland) and provider are not responsible for the completeness or accuracy of any of the information contained herein, and makes no representations about its suitability for any purpose.

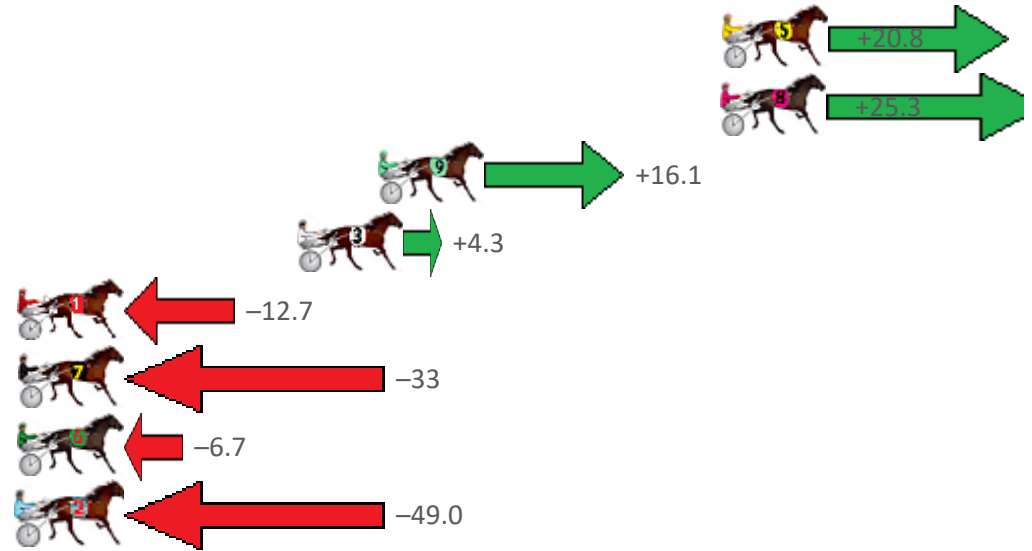
# Redcliffe Race 3 Distance 2040m

Thursday, 15 July 2021

Gross Time: 2:32.70 MileRate: 2:00.50 LeadTime: 30.20s First Qtr: 30.10s Second Qtr: 29.90s Third Qtr: 31.40s Fourth Qtr: 31.10s

No Horse	Plc	Margin	Time	800Time (W)	400 Time (W)
5 HEARTBREAK	1	0.0m	2:32.70	60.88s (1)	30.76s (2)
8 FLEETING FEELGOOD	2	0.1m	2:32.71	60.53s (1)	30.44s (2)
9 ROCK SUPREME	3	13.7m	2:33.81	61.25s (1)	31.22s (0)
3 INNOCENT HEAVEN	4	16.9m	2:34.07	62.17s (0)	32.41s (2)
1 ONE HELLAVA PARTY	5	29.9m	2:35.13	63.49s (0)	33.24s (0)
7 BORSELLINO	6	32.5m	2:35.34	65.02s (0)	31.29s (1)
6 ROCK IN HEAVEN	7	32.7m	2:35.36	63.02s (0)	33.04s (0)
2 TASCOTT TERROR	8	58.4m	2:37.45	66.31s (0)	35.52s (1)

Finish Position and metres gained from 800m



Sectionals  
Powered by

**PJ HARNESS ANALYSER** Version 3.05 Out Now!  
**HORSE REPORTS / RAW DATA**  
 All your sectional needs Check us out at [www.pjdata.com.au](http://www.pjdata.com.au)



The Racing Queensland Board (trading as Racing Queensland) and provider are not responsible for the completeness or accuracy of any of the information contained herein, and makes no representations about its suitability for any purpose.

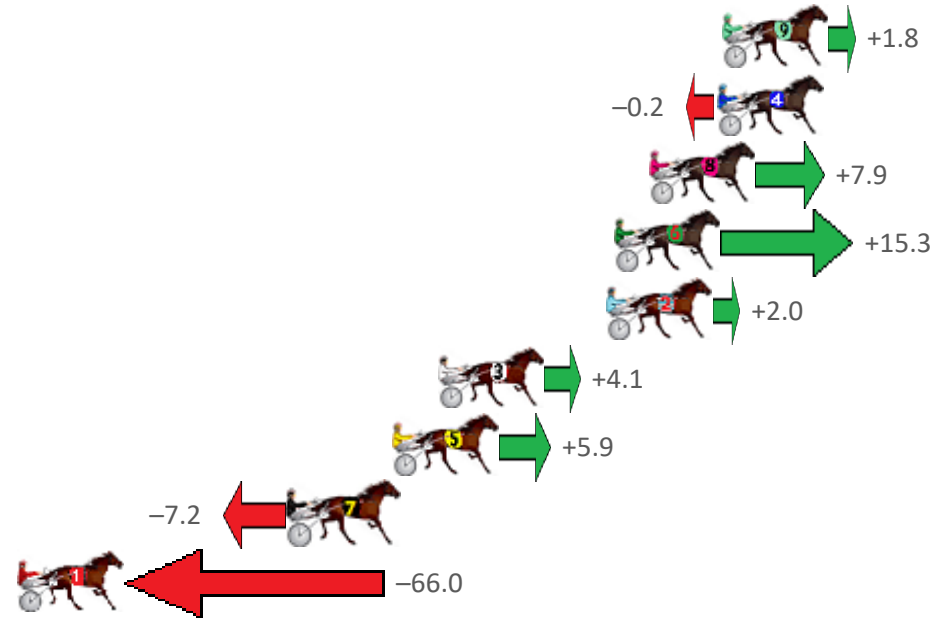
# Redcliffe Race 4 Distance 2040m

Thursday, 15 July 2021

Gross Time: 2:32.20 MileRate: 2:00.00 LeadTime: 30.80s First Qtr: 30.10s Second Qtr: 30.30s Third Qtr: 29.60s Fourth Qtr: 31.40s

No Horse	Plc	Margin	Time	800Time (W)	400 Time (W)
9 ROWDYS ACE	1	0.0m	2:32.20	60.86s (1)	31.04s (0)
4 GUTS	2	0.2m	2:32.22	61.02s (0)	31.42s (0)
8 RISKY BUZINESS	3	2.9m	2:32.44	60.40s (1)	31.33s (1)
6 CANNAN	4	4.3m	2:32.55	59.84s (1)	31.10s (1)
2 LITTLEDEE	5	4.6m	2:32.58	60.85s (1)	31.04s (0)
3 JUST ONE GOOD ONE	6	11.3m	2:33.13	60.69s (1)	31.25s (1)
5 DUKE	7	13.1m	2:33.27	60.55s (0)	30.89s (1)
7 AROONA	8	17.2m	2:33.61	61.55s (0)	31.21s (0)
1 AURORA ROSE	9	71.8m	2:38.09	66.00s (0)	35.80s (0)

Finish Position and metres gained from 800m



Sectionals  
Powered by

**PJ HARNESS ANALYSER** Version 3.05 Out Now!  
**HORSE REPORTS / RAW DATA**  
 All your sectional needs Check us out at [www.pjdata.com.au](http://www.pjdata.com.au)



The Racing Queensland Board (trading as Racing Queensland) and provider are not responsible for the completeness or accuracy of any of the information contained herein, and makes no representations about its suitability for any purpose.

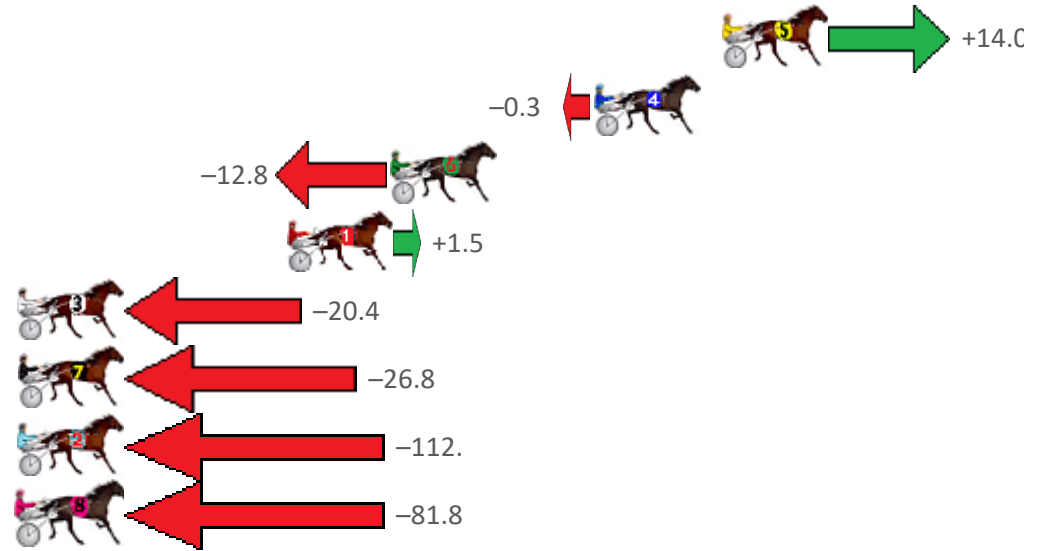
# Redcliffe Race 5 Distance 1780m

Thursday, 15 July 2021

Gross Time: 2:10.60 MileRate: 1:58.10 LeadTime: 11.40s First Qtr: 29.50s Second Qtr: 30.30s Third Qtr: 30.00s Fourth Qtr: 29.40s

No Horse	Plc	Margin	Time	800Time (W)	400 Time (W)
5 BE GOOD BENNY	1	0.0m	2:10.60	58.37s (1)	29.34s (2)
4 TORQUE IN CONTROL	2	5.1m	2:10.99	59.42s (1)	29.44s (1)
6 FAVREAU	3	13.2m	2:11.62	60.35s (1)	30.36s (1)
1 HIGH ON MONTANA	4	17.3m	2:11.93	59.29s (1)	29.99s (2)
3 NEVAEVABEND	5	30.0m	2:12.91	60.91s (1)	30.93s (1)
7 HESLUVABLE	6	31.0m	2:12.99	61.38s (0)	31.24s (0)
2 LOOKS JUST RIGHT	7	112.6m	2:19.28	67.71s (0)	37.62s (0)
8 WATTS UP LETSPLAY	8	113.8m	2:19.37	65.44s (0)	35.16s (0)

Finish Position and metres gained from 800m



Sectionals  
Powered by

**PJ HARNESS ANALYSER** Version 3.05 Out Now!  
**HORSE REPORTS / RAW DATA**  
 All your sectional needs Check us out at [www.pjdata.com.au](http://www.pjdata.com.au)



The Racing Queensland Board (trading as Racing Queensland) and provider are not responsible for the completeness or accuracy of any of the information contained herein, and makes no representations about its suitability for any purpose.

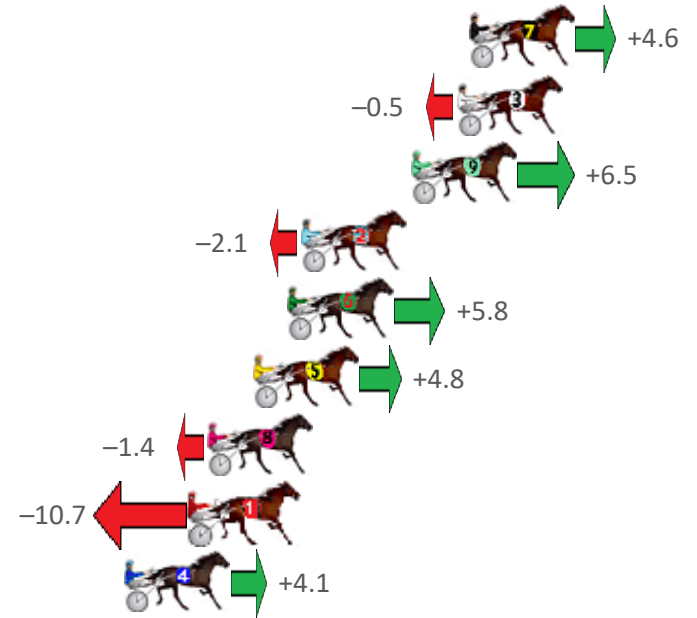
# Redcliffe Race 6 Distance 1780m

Thursday, 15 July 2021

Gross Time: 2:11.60 MileRate: 1:59.00 LeadTime: 11.50s First Qtr: 31.00s Second Qtr: 31.30s Third Qtr: 29.30s Fourth Qtr: 28.50s

No Horse	Plc	Margin	Time	800Time (W)	400 Time (W)
7 OUR STELLA ROSE	1	0.0m	2:11.60	57.47s (0)	28.20s (0)
3 MISS VICTORIA	2	0.5m	2:11.64	57.84s (1)	28.48s (1)
9 FLO RYDA	3	2.3m	2:11.77	57.33s (0)	28.05s (0)
2 GO JO JOLT	4	6.7m	2:12.10	57.95s (1)	28.59s (1)
6 MY ULTIMATE CLIPPA	5	7.2m	2:12.14	57.38s (0)	28.09s (0)
5 LA PISTOLA	6	8.6m	2:12.24	57.46s (1)	28.29s (1)
8 ROCKNROLL DA GAMA	7	10.4m	2:12.38	57.90s (1)	28.64s (2)
1 SWEET LOMBO	8	11.1m	2:12.43	58.57s (0)	29.29s (0)
4 OUR PEPPERJACK	9	13.7m	2:12.63	57.51s (1)	28.52s (2)

Finish Position and metres gained from 800m



Sectionals  
Powered by

**PJ HARNESS ANALYSER** Version 3.05 Out Now!  
**HORSE REPORTS / RAW DATA**  
 All your sectional needs Check us out at [www.pjdata.com.au](http://www.pjdata.com.au)



The Racing Queensland Board (trading as Racing Queensland) and provider are not responsible for the completeness or accuracy of any of the information contained herein, and makes no representations about its suitability for any purpose.

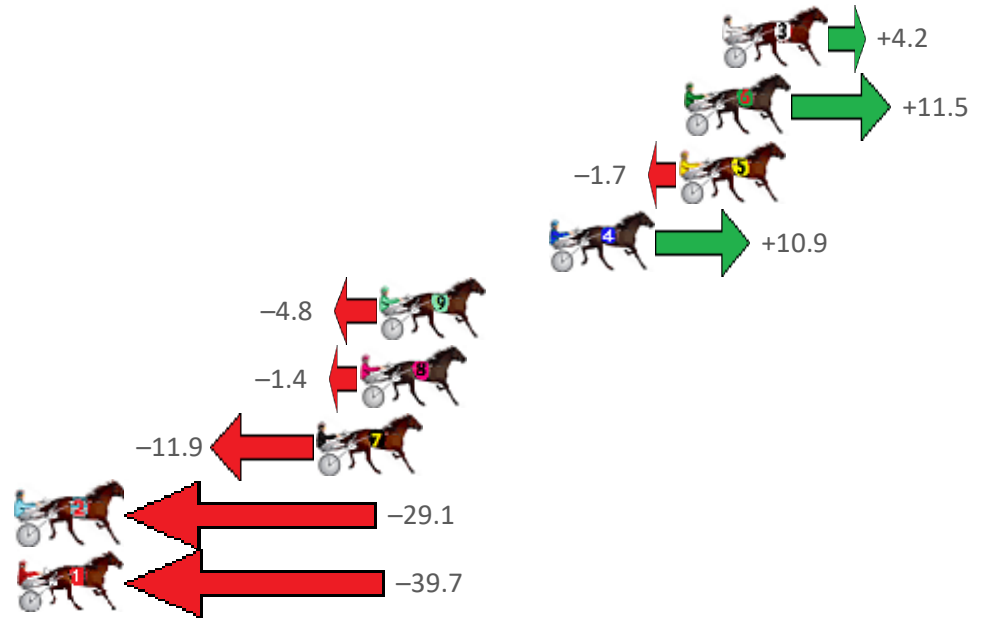
# Redcliffe Race 7 Distance 2040m

Thursday, 15 July 2021

Gross Time: 2:31.70 MileRate: 1:59.70 LeadTime: 31.40s First Qtr: 28.90s Second Qtr: 31.10s Third Qtr: 31.40s Fourth Qtr: 28.90s

No Horse	Plc	Margin	Time	800Time (W)	400 Time (W)
3 CHARM OFFENSIVE	1	0.0m	2:31.70	59.99s (1)	28.58s (1)
6 WESTAR SAM	2	1.5m	2:31.81	59.44s (1)	28.05s (1)
5 SPORT MENTAL	3	1.7m	2:31.83	60.43s (1)	29.02s (1)
4 CARLOS BROMAC	4	6.9m	2:32.22	59.48s (1)	28.13s (1)
9 RECIPE FOR DREAMING	5	13.6m	2:32.73	60.66s (0)	29.23s (0)
8 BARKWAY ARNOLD	6	14.4m	2:32.79	60.40s (0)	28.99s (0)
7 CASHWRANGS SMOKER	7	16.1m	2:32.92	61.19s (0)	29.73s (0)
2 TINGE OF FEAR	8	37.9m	2:34.57	62.48s (1)	30.99s (1)
1 FIRE AND ICE	9	39.7m	2:34.71	63.28s (0)	31.72s (0)

Finish Position and metres gained from 800m



Sectionals  
Powered by

**PJ HARNESS ANALYSER** Version 3.05 Out Now!  
**HORSE REPORTS / RAW DATA**  
 All your sectional needs Check us out at [www.pjdata.com.au](http://www.pjdata.com.au)



The Racing Queensland Board (trading as Racing Queensland) and provider are not responsible for the completeness or accuracy of any of the information contained herein, and makes no representations about its suitability for any purpose.

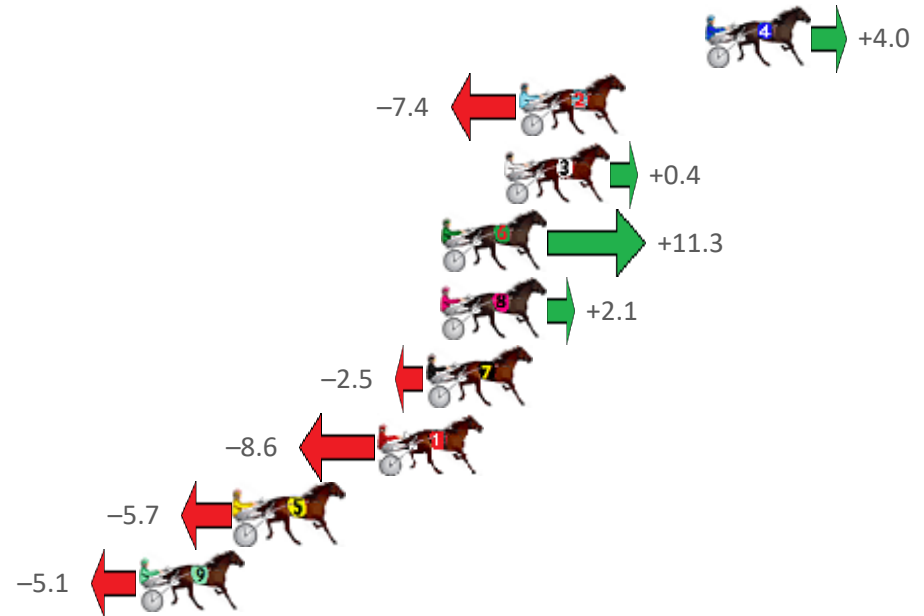
# Redcliffe Race 8 Distance 1780m

Thursday, 15 July 2021

Gross Time: 2:10.10 MileRate: 1:57.60 LeadTime: 11.20s First Qtr: 30.60s Second Qtr: 30.80s Third Qtr: 29.30s Fourth Qtr: 28.20s

No Horse	Plc	Margin	Time	800Time (W)	400 Time (W)
4 AJAY BREEZY ROSE	1	0.0m	2:10.10	57.21s (1)	28.13s (1)
2 THERESACHANCE	2	7.4m	2:10.65	58.03s (0)	28.72s (0)
3 KOTARE YORK	3	8.0m	2:10.69	57.47s (1)	28.38s (1)
6 SLICK BLASTER	4	10.5m	2:10.88	56.69s (1)	27.80s (3)
8 ITS SUPER EASY	5	10.5m	2:10.88	57.35s (1)	28.63s (2)
7 IMFEELINGIT	6	11.1m	2:10.92	57.68s (0)	28.33s (0)
1 COLOMBIAN GOLD	7	13.0m	2:11.06	58.11s (0)	28.77s (0)
5 JOANNIES GIRL	8	18.7m	2:11.49	57.91s (0)	28.85s (2)
9 ROYAL OBSESSION	9	22.5m	2:11.77	57.86s (1)	28.95s (3)

Finish Position and metres gained from 800m



Sectionals  
Powered by

**PJ HARNESS ANALYSER** Version 3.05 Out Now!  
**HORSE REPORTS / RAW DATA**  
 All your sectional needs Check us out at [www.pjdata.com.au](http://www.pjdata.com.au)



The Racing Queensland Board (trading as Racing Queensland) and provider are not responsible for the completeness or accuracy of any of the information contained herein, and makes no representations about its suitability for any purpose.



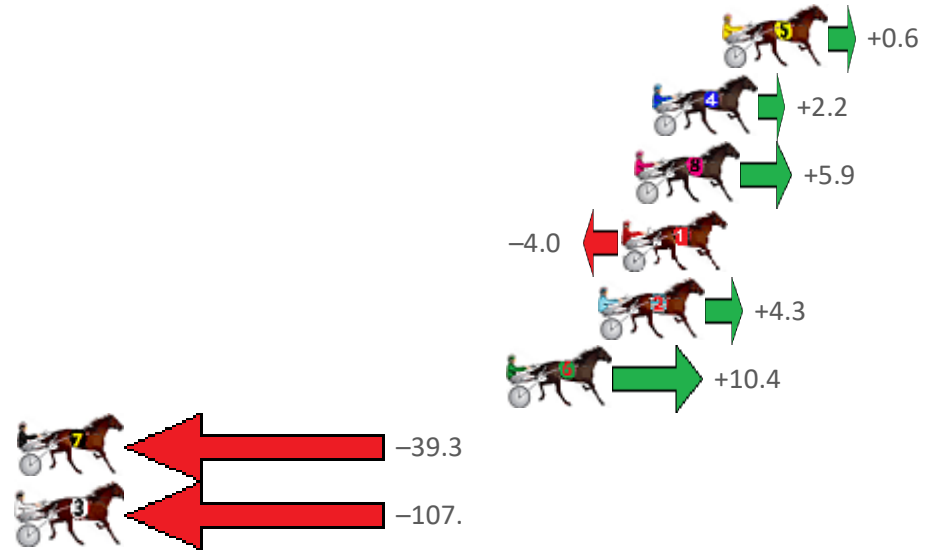
# Redcliffe Race 9 Distance 1780m

Thursday, 15 July 2021

Gross Time: 2:10.10 MileRate: 1:57.60 LeadTime: 11.30s First Qtr: 30.10s Second Qtr: 30.70s Third Qtr: 29.30s Fourth Qtr: 28.70s

No Horse	Plc	Margin	Time	800Time (W)	400 Time (W)
5 MOREAU DRIVE	1	0.0m	2:10.10	57.96s (1)	28.60s (1)
4 OHOKA JIMMY	2	2.8m	2:10.31	57.84s (1)	28.46s (1)
8 OUR LITTLE DIGGER	3	3.5m	2:10.36	57.57s (0)	28.19s (0)
1 GODDESS JUJON	4	4.0m	2:10.40	58.29s (0)	28.99s (0)
2 COLONEL JOY	5	4.9m	2:10.47	57.69s (1)	28.28s (1)
6 JUST JOSHIN	6	8.6m	2:10.75	57.25s (1)	27.84s (1)
7 LORIMER LADY	7	43.9m	2:13.41	60.83s (0)	31.38s (0)
3 SLINGSHOT	8	121.9m	2:19.29	65.76s (1)	36.21s (1)

## Finish Position and metres gained from 800m



Sectionals  
Powered by

**PJ HARNESS ANALYSER** Version 3.05 Out Now!  
**HORSE REPORTS / RAW DATA**  
 All your sectional needs Check us out at [www.pjdata.com.au](http://www.pjdata.com.au)



The Racing Queensland Board (trading as Racing Queensland) and provider are not responsible for the completeness or accuracy of any of the information contained herein, and makes no representations about its suitability for any purpose.

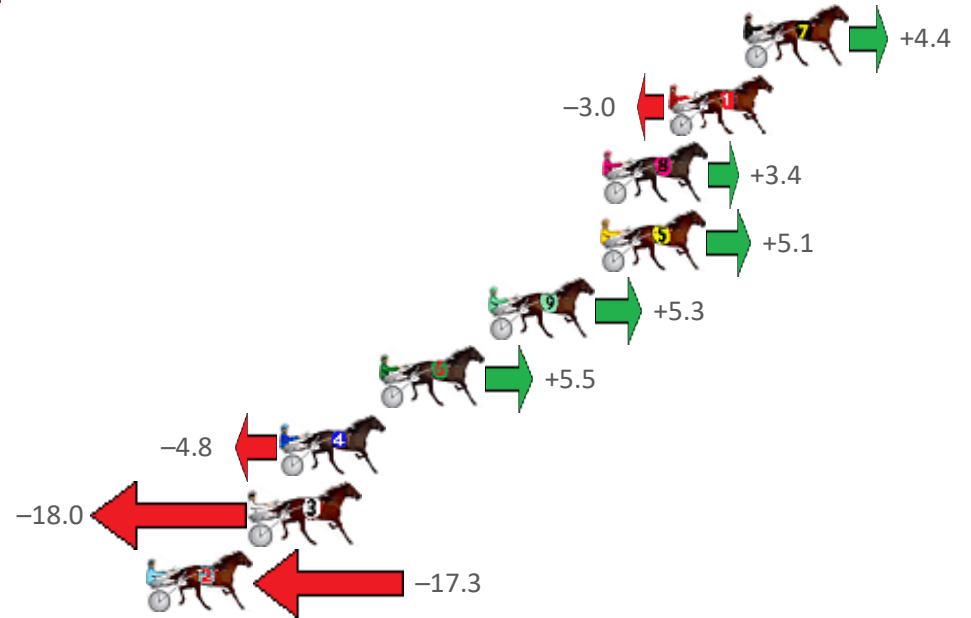
# Redcliffe Race 10 Distance 1780m

Thursday, 15 July 2021

Gross Time: 2:11.60    MileRate: 1:59.00    LeadTime: 11.10s    First Qtr: 31.30s    Second Qtr: 31.60s    Third Qtr: 28.30s    Fourth Qtr: 29.30s

No Horse	Plc	Margin	Time	800Time (W)	400 Time (W)
7 GET READY TO ROCK	1	0.0m	2:11.60	57.28s (0)	28.96s (0)
1 MAFFIOSO GIRL	2	3.0m	2:11.83	57.81s (0)	29.52s (0)
8 MY ULTIMATE HESTON	3	5.6m	2:12.03	57.36s (0)	29.05s (0)
5 DONNY JONES	4	5.7m	2:12.04	57.23s (1)	28.80s (2)
9 MONTEREY JACK	5	10.1m	2:12.38	57.22s (1)	28.75s (2)
6 STREET WRITER	6	14.5m	2:12.71	57.21s (1)	28.77s (2)
4 AUNTY FRANCES	7	18.4m	2:13.01	57.94s (0)	29.64s (0)
3 MACH TORQUE	8	19.6m	2:13.11	58.89s (1)	30.28s (1)
2 GROOVY MISS ANNIE	9	23.7m	2:13.42	58.84s (1)	30.17s (1)

Finish Position and metres gained from 800m



Sectionals  
Powered by

**PJ HARNESS ANALYSER** Version 3.05 Out Now!  
**HORSE REPORTS / RAW DATA**  
 All your sectional needs    Check us out at [www.pjdata.com.au](http://www.pjdata.com.au)



The Racing Queensland Board (trading as Racing Queensland) and provider are not responsible for the completeness or accuracy of any of the information contained herein, and makes no representations about its suitability for any purpose.