

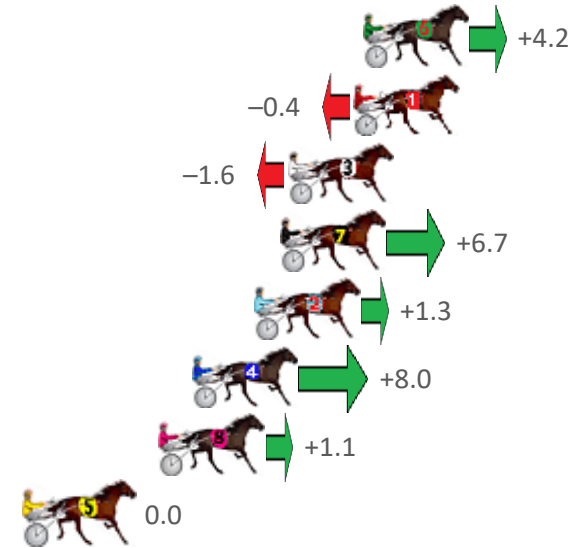
Marburg Race 1 Distance 1850m

Sunday, 11 July 2021

Gross Time: 2:24.70 MileRate: 2:05.80 LeadTime: 17.20s First Qtr: 34.10s Second Qtr: 33.10s Third Qtr: 30.10s Fourth Qtr: 30.20s

No Horse	Plc	Margin	Time	800Time (W)	400 Time (W)
6 DREAMOUTS NIECE	1	0.0m	2:24.70	59.99s (0)	29.87s (0)
1 DARTESIAN	2	0.4m	2:24.73	60.33s (0)	30.23s (0)
3 SOMEWHEREINHEAVEN	3	3.0m	2:24.94	60.42s (1)	30.29s (1)
7 LEAPING LEO	4	3.3m	2:24.96	59.80s (1)	30.04s (2)
2 FREMARKSINDI	5	4.3m	2:25.04	60.20s (1)	29.95s (1)
4 JOHNROD	6	6.8m	2:25.24	59.70s (1)	29.76s (1)
8 OUR CHAMPION	7	8.1m	2:25.34	60.22s (0)	30.12s (0)
5 CHANG	8	13.4m	2:25.76	60.30s (0)	29.82s (0)

Finish Position and metres gained from 800m



Sectionals
Powered by

PJ HARNESS ANALYSER Version 3.05 Out Now!
HORSE REPORTS / RAW DATA
 All your sectional needs Check us out at www.pjdata.com.au



The Racing Queensland Board (trading as Racing Queensland) and provider are not responsible for the completeness or accuracy of any of the information contained herein, and makes no representations about its suitability for any purpose.

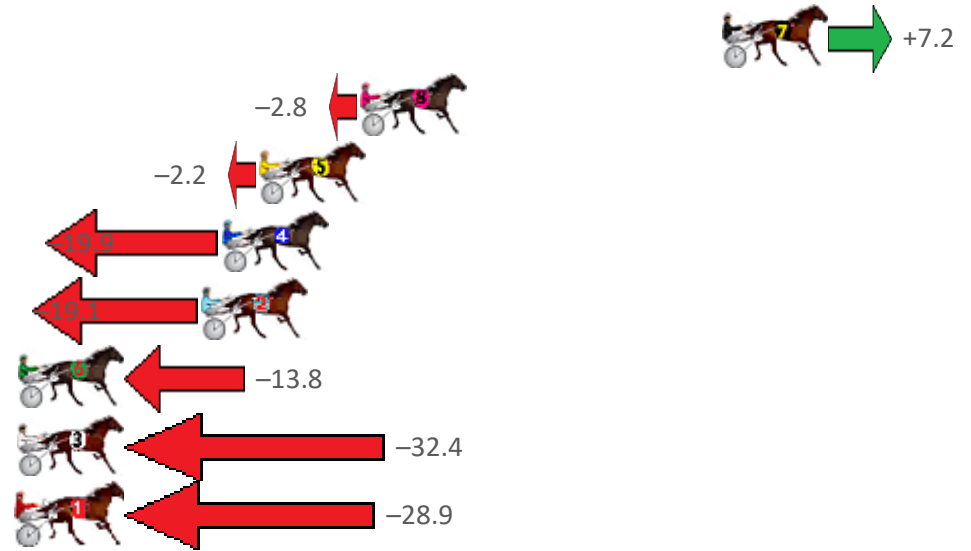
Marburg Race 2 Distance 1850m

Sunday, 11 July 2021

Gross Time: 2:20.30 MileRate: 2:02.10 LeadTime: 16.40s First Qtr: 31.70s Second Qtr: 31.20s Third Qtr: 30.50s Fourth Qtr: 30.50s

No Horse	Plc	Margin	Time	800Time (W)	400 Time (W)
7 LITTLEDEE	1	0.0m	2:20.30	60.45s (1)	30.50s (1)
8 GINA TARANTELLA	2	14.4m	2:21.45	61.21s (1)	31.11s (1)
5 WRITEABOUTCHELSEA	3	18.4m	2:21.77	61.17s (1)	30.74s (1)
4 KID CALVERT	4	19.9m	2:21.89	62.51s (0)	31.77s (0)
2 TULHURST LOVER	5	20.7m	2:21.95	62.45s (1)	31.46s (0)
6 TRACES OF TARA	6	29.8m	2:22.68	62.05s (0)	31.06s (1)
3 GRINYDONTCHA	7	36.8m	2:23.24	63.46s (0)	32.40s (0)
1 SWEET SCOOT	8	39.9m	2:23.48	63.19s (0)	32.13s (0)

Finish Position and metres gained from 800m



Sectionals
Powered by

PJ HARNESS ANALYSER Version 3.05 Out Now!
HORSE REPORTS / RAW DATA
 All your sectional needs
 Check us out at www.pjdata.com.au



The Racing Queensland Board (trading as Racing Queensland) and provider are not responsible for the completeness or accuracy of any of the information contained herein, and makes no representations about its suitability for any purpose.

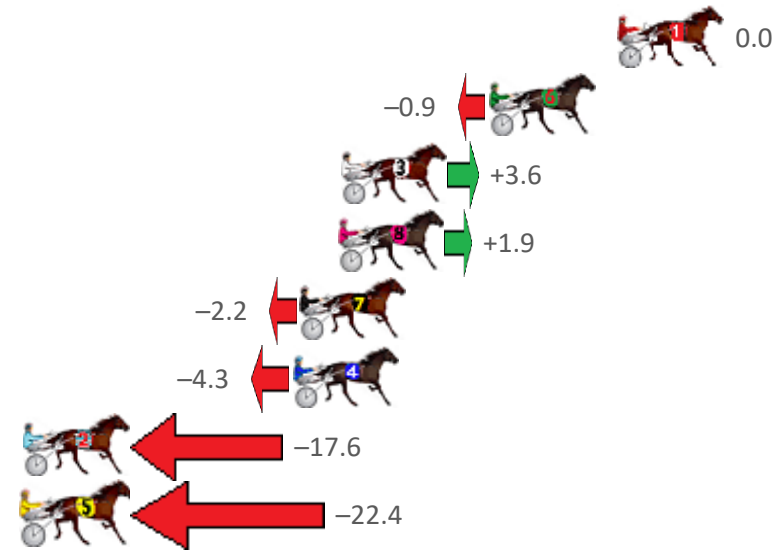
Marburg Race 3 Distance 1850m

Sunday, 11 July 2021

Gross Time: 2:21.00 MileRate: 2:02.70 LeadTime: 16.50s First Qtr: 33.10s Second Qtr: 30.60s Third Qtr: 31.30s Fourth Qtr: 29.50s

No	Horse	Plc	Margin	Time	800Time (W)	400 Time (W)
1	REDDY FIRE	1	0.0m	2:21.00	60.80s (0)	29.50s (0)
6	ONE HELLAVA PARTY	2	5.1m	2:21.39	60.87s (0)	29.55s (0)
3	FASTNFLASHY	3	11.0m	2:21.85	60.53s (1)	29.13s (1)
8	COUNTRY RUN	4	11.1m	2:21.86	60.66s (0)	29.35s (0)
7	PURPLE SHADES	5	12.6m	2:21.97	60.97s (1)	29.59s (1)
4	JUST ONE GOOD ONE	6	12.9m	2:22.00	61.12s (0)	29.80s (0)
2	LIVING FREE	7	23.6m	2:22.83	62.13s (1)	30.72s (1)
5	MARTHAS VINEYARD	8	23.6m	2:22.83	62.49s (1)	31.04s (1)

Finish Position and metres gained from 800m



Sectionals
Powered by

PJ HARNESS ANALYSER Version 3.05 Out Now!
HORSE REPORTS / RAW DATA
 All your sectional needs Check us out at www.pjdata.com.au



The Racing Queensland Board (trading as Racing Queensland) and provider are not responsible for the completeness or accuracy of any of the information contained herein, and makes no representations about its suitability for any purpose.

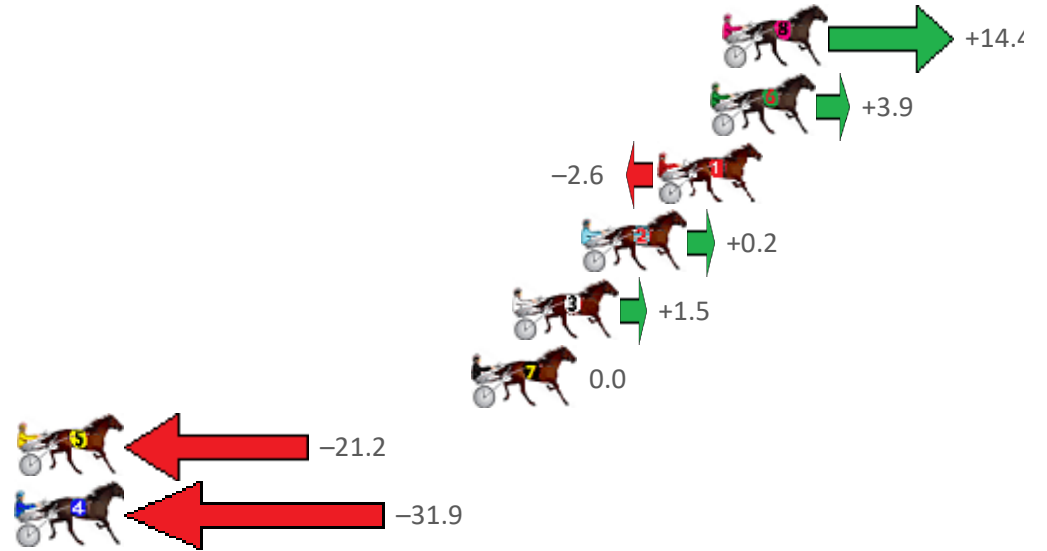
Marburg Race 4 Distance 1850m

Sunday, 11 July 2021

Gross Time: 2:20.20 MileRate: 2:02.00 LeadTime: 17.20s First Qtr: 31.90s Second Qtr: 31.60s Third Qtr: 29.60s Fourth Qtr: 29.90s

No Horse	Plc	Margin	Time	800Time (W)	400 Time (W)
8 HIGH ON MONTANA	1	0.0m	2:20.20	58.43s (1)	29.34s (3)
6 CANNAN	2	0.5m	2:20.24	59.21s (0)	29.62s (0)
1 CLARES FOOL	3	2.6m	2:20.40	59.69s (0)	30.09s (0)
2 AURORA ROSE	4	5.6m	2:20.64	59.49s (1)	29.59s (2)
3 DALLAS COWGIRL	5	8.3m	2:20.85	59.39s (0)	29.77s (0)
7 ABERCROMBIE TAB	6	10.0m	2:20.98	59.50s (1)	29.51s (1)
5 FORBIDDEN FEELINGS	7	30.2m	2:22.57	61.07s (2)	31.00s (2)
4 ITS ALL TORQUE	8	33.5m	2:22.82	61.86s (1)	31.66s (1)

Finish Position and metres gained from 800m



Sectionals
Powered by

PJ HARNESS ANALYSER Version 3.05 Out Now!
HORSE REPORTS / RAW DATA
 All your sectional needs Check us out at www.pjdata.com.au



The Racing Queensland Board (trading as Racing Queensland) and provider are not responsible for the completeness or accuracy of any of the information contained herein, and makes no representations about its suitability for any purpose.

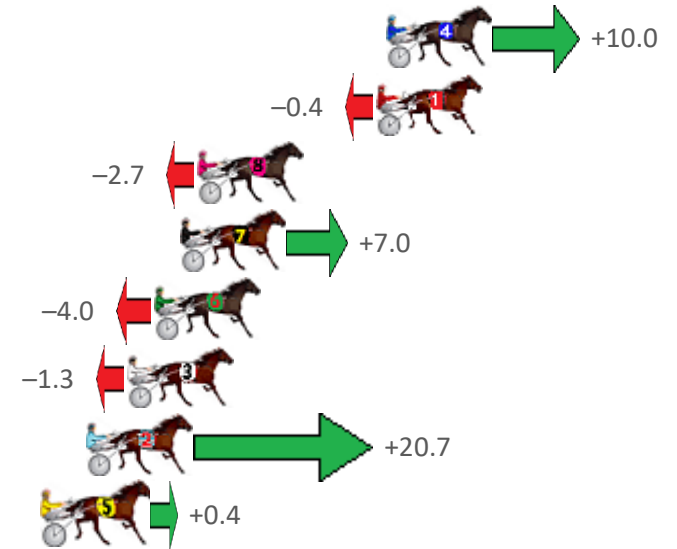
Marburg Race 5 Distance 1850m

Sunday, 11 July 2021

Gross Time: 2:18.70 MileRate: 2:00.70 LeadTime: 16.20s First Qtr: 31.40s Second Qtr: 29.80s Third Qtr: 30.60s Fourth Qtr: 30.70s

No Horse	Plc	Margin	Time	800Time (W)	400 Time (W)
4 ITSMEGS	1	0.0m	2:18.70	60.54s (0)	29.97s (0)
1 LOOKS JUST RIGHT	2	0.4m	2:18.73	61.33s (0)	30.73s (0)
8 SCHEU CREEK	3	7.5m	2:19.30	61.51s (1)	30.95s (1)
7 KETTERING GIRL	4	8.2m	2:19.36	60.77s (0)	30.17s (0)
6 MICHAELS DESIRE	5	9.2m	2:19.44	61.60s (0)	31.02s (0)
3 ONYAJANS	6	10.3m	2:19.53	61.40s (1)	30.78s (1)
2 JOEY LINCOLN	7	11.9m	2:19.66	59.72s (0)	29.88s (0)
5 ROCK THE HOUSE	8	13.6m	2:19.79	61.27s (1)	30.73s (1)

Finish Position and metres gained from 800m



Sectionals
Powered by

PJ HARNESS ANALYSER Version 3.05 Out Now!
HORSE REPORTS / RAW DATA
 All your sectional needs Check us out at www.pjdata.com.au



The Racing Queensland Board (trading as Racing Queensland) and provider are not responsible for the completeness or accuracy of any of the information contained herein, and makes no representations about its suitability for any purpose.

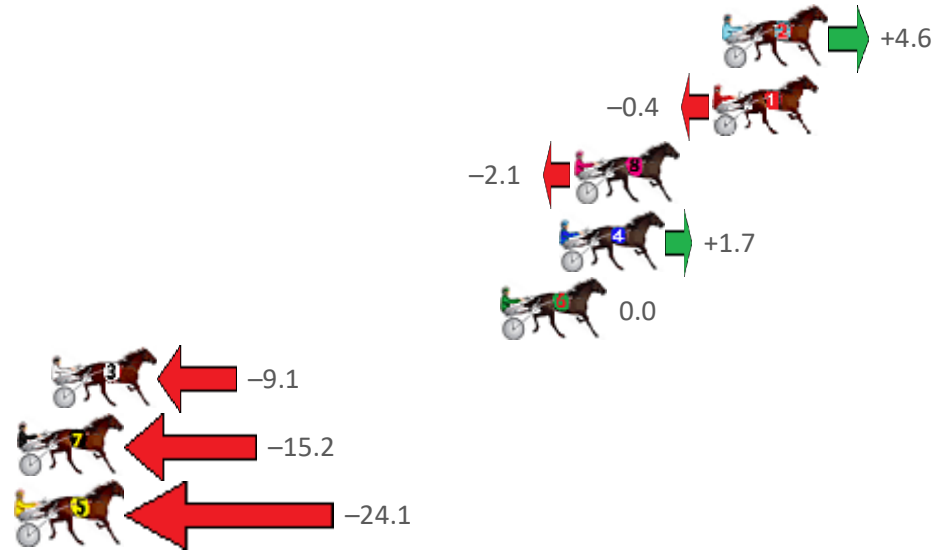
Marburg Race 6 Distance 1850m

Sunday, 11 July 2021

Gross Time: 2:18.10 MileRate: 2:00.20 LeadTime: 16.00s First Qtr: 32.70s Second Qtr: 30.10s Third Qtr: 29.30s Fourth Qtr: 30.00s

No Horse	Plc	Margin	Time	800Time (W)	400 Time (W)
2 PEGGY STARDUST	1	0.0m	2:18.10	58.96s (0)	29.69s (0)
1 NEWMERELLA LADYKAY	2	0.4m	2:18.13	59.33s (0)	30.03s (0)
8 NIGHT NINJA	3	5.9m	2:18.56	59.45s (1)	30.26s (1)
4 DEADLY ROCKER	4	6.5m	2:18.61	59.17s (1)	29.95s (1)
6 DARBY BRIGHTS	5	8.8m	2:18.79	59.30s (0)	29.93s (0)
3 ARCHILLES	6	26.7m	2:20.20	59.97s (1)	30.63s (2)
7 PRINCE JOY	7	29.0m	2:20.38	60.42s (0)	30.89s (0)
5 NOLONGA YOUR CHOIC	8	36.9m	2:21.00	61.08s (1)	31.53s (1)

Finish Position and metres gained from 800m



Sectionals
Powered by

PJ HARNESS ANALYSER Version 3.05 Out Now!
HORSE REPORTS / RAW DATA
 All your sectional needs Check us out at www.pjdata.com.au



The Racing Queensland Board (trading as Racing Queensland) and provider are not responsible for the completeness or accuracy of any of the information contained herein, and makes no representations about its suitability for any purpose.

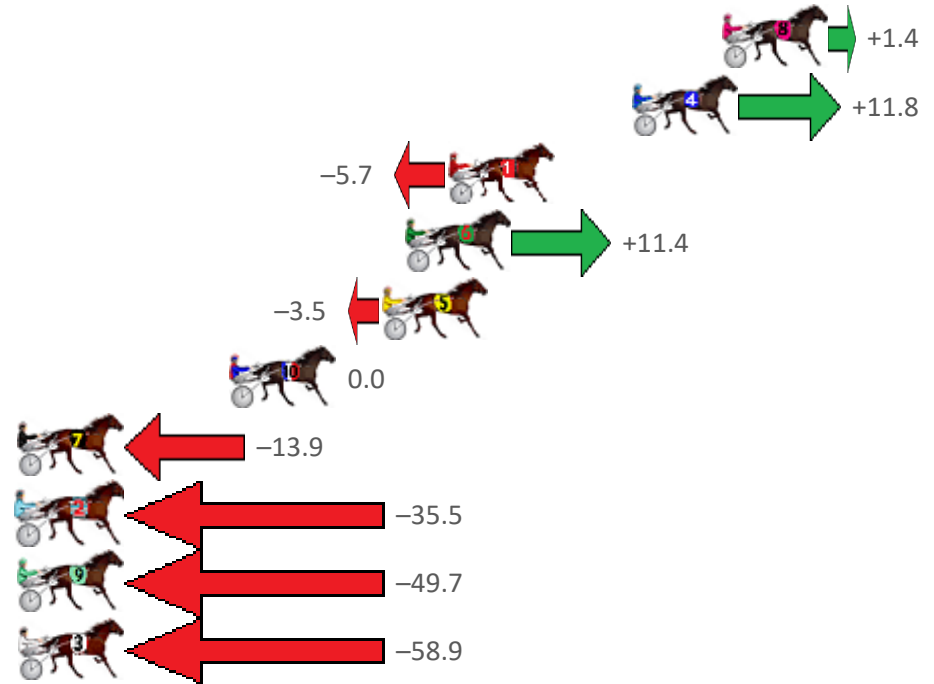
Marburg Race 7 Distance 2200m

Sunday, 11 July 2021

Gross Time: 2:50.80 MileRate: 2:04.40 LeadTime: 49.10s First Qtr: 32.20s Second Qtr: 31.40s Third Qtr: 29.30s Fourth Qtr: 28.80s

No Horse	Plc	Margin	Time	800Time (W)	400 Time (W)
8 HANDSOME HARRY	1	0.0m	2:50.80	58.00s (1)	28.80s (1)
4 DOOLITTLE DOOZZIE	2	3.6m	2:51.07	57.25s (2)	28.57s (2)
1 KEAYANG SPONGE BOB	3	10.9m	2:51.62	58.51s (0)	29.17s (1)
6 BONNIES CAM	4	12.6m	2:51.75	57.28s (2)	28.33s (3)
5 DOOLITTLE DANDY	5	13.5m	2:51.82	58.35s (0)	29.02s (0)
10 ROCKNROLL DA GAMA	6	19.6m	2:52.28	58.10s (2)	29.20s (3)
7 MAYWYN A JUG ORTW	7	28.5m	2:52.95	59.10s (0)	29.75s (0)
2 MUSTANG DUDE	8	35.5m	2:53.48	60.66s (0)	31.14s (0)
9 GHOST GUM	9	60.7m	2:55.39	61.69s (2)	32.10s (2)
3 THE LAST STARFIRE	10	68.3m	2:55.96	62.35s (1)	32.80s (1)

Finish Position and metres gained from 800m



Sectionals
Powered by

PJ HARNESS ANALYSER Version 3.05 Out Now!
HORSE REPORTS / RAW DATA
 All your sectional needs Check us out at www.pjdata.com.au



The Racing Queensland Board (trading as Racing Queensland) and provider are not responsible for the completeness or accuracy of any of the information contained herein, and makes no representations about its suitability for any purpose.

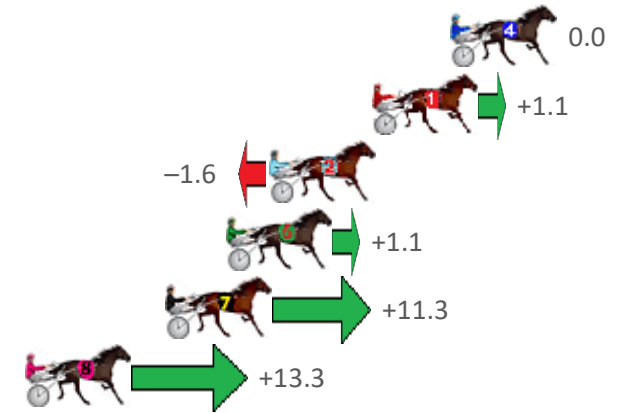
Marburg Race 8 Distance 1850m

Sunday, 11 July 2021

Gross Time: 2:18.40 MileRate: 2:00.40 LeadTime: 16.30s First Qtr: 31.10s Second Qtr: 31.00s Third Qtr: 29.50s Fourth Qtr: 30.50s

No	Horse	Plc	Margin	Time	800Time (W)	400 Time (W)
4	GOSLING IN FLIGHT	1	0.0m	2:18.40	60.00s (0)	30.50s (0)
1	CIRCLE LINE	2	3.1m	2:18.65	59.92s (0)	30.33s (0)
2	GO JO JOLT	3	7.2m	2:18.97	60.12s (1)	30.79s (1)
6	HOLLYWOOD ROOKI	4	8.9m	2:19.11	59.92s (1)	30.55s (1)
7	AQUA CRUISER	5	11.3m	2:19.30	59.16s (0)	30.14s (0)
8	MAJOR SLIP UP	6	16.9m	2:19.75	59.01s (0)	29.73s (0)

Finish Position and metres gained from 800m



Sectionals
Powered by

PJ HARNESS ANALYSER Version 3.05 Out Now!
HORSE REPORTS / RAW DATA
 All your sectional needs Check us out at www.pjdata.com.au




The Racing Queensland Board (trading as Racing Queensland) and provider are not responsible for the completeness or accuracy of any of the information contained herein, and makes no representations about its suitability for any purpose.

Marburg Race 9 Distance 2200m

Sunday, 11 July 2021

Gross Time: 2:48.00 MileRate: 2:02.90 LeadTime: 44.80s First Qtr: 32.90s Second Qtr: 32.40s Third Qtr: 28.80s Fourth Qtr: 29.10s

No Horse	Plc	Margin	Time	800Time (W)	400 Time (W)
7 MEGA STAR	1	0.0m	2:48.00	57.22s (1)	28.83s (2)
1 PEBBLE SANDS	2	0.5m	2:48.04	57.94s (0)	29.14s (0)
3 LADY SWISS	3	4.4m	2:48.34	58.14s (1)	29.32s (1)
8 ADRENALINE RUSH	4	6.6m	2:48.50	57.76s (0)	28.83s (0)
6 RUM DELIGHT	5	10.1m	2:48.77	58.32s (0)	29.45s (0)
2 OUR STELLA ROSE	6	11.5m	2:48.88	58.35s (1)	29.50s (1)
4 HIT THE TRACK	7	12.3m	2:48.94	57.81s (1)	29.34s (2)
5 BLISSFULDAY	8	12.7m	2:48.97	57.49s (1)	29.05s (1)



Sectionals
Powered by

PJ HARNESS ANALYSER Version 3.05 Out Now!
HORSE REPORTS / RAW DATA
 All your sectional needs Check us out at www.pjdata.com.au



The Racing Queensland Board (trading as Racing Queensland) and provider are not responsible for the completeness or accuracy of any of the information contained herein, and makes no representations about its suitability for any purpose.