

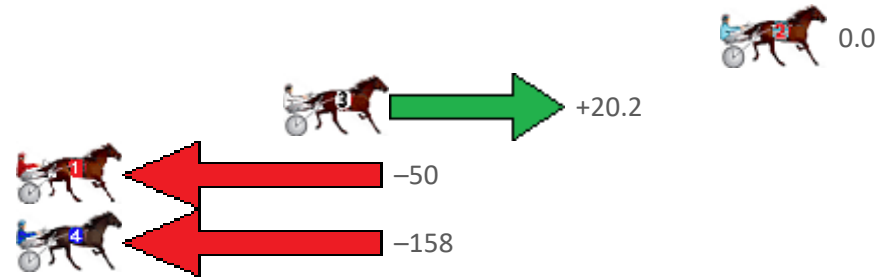
Albion Park Race 1 Distance 1628m

Tuesday, 29 June 2021

Gross Time: 2:09.20 MileRate: 2:07.70 LeadTime: 2.80s First Qtr: 35.00s Second Qtr: 30.90s Third Qtr: 30.20s Fourth Qtr: 30.30s

No Horse	Plc	Margin	Time	800Time (W)	400 Time (W)
2 YOU NO ILL BE LATE	1	0.0m	2:09.20	60.50s (0)	30.30s (0)
3 FLASHY SEB	2	17.4m	2:10.58	58.98s (0)	29.26s (0)
1 CONFISCATED	3	126.7m	2:19.25	64.24s (0)	31.41s (0)
4 KING CITY	4	408.0m	2:41.57	72.38s (0)	42.20s (0)

Finish Position and metres gained from 800m



Sectionals
Powered by

PJ HARNESS ANALYSER Version 3.05 Out Now!
HORSE REPORTS / RAW DATA
 All your sectional needs Check us out at www.pjdata.com.au



The Racing Queensland Board (trading as Racing Queensland) and provider are not responsible for the completeness or accuracy of any of the information contained herein, and makes no representations about its suitability for any purpose.

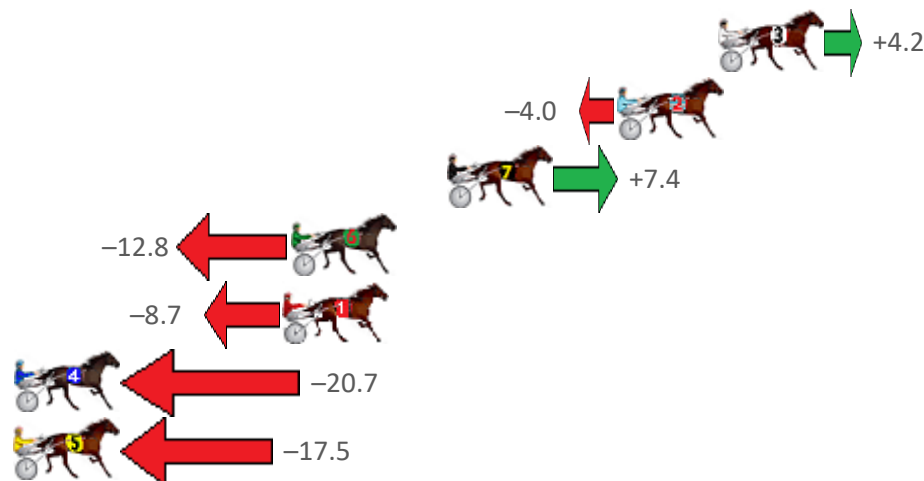
Albion Park Race 2 Distance 1660m

Tuesday, 29 June 2021

Gross Time: 2:00.80 MileRate: 1:57.10 LeadTime: 3.50s First Qtr: 28.40s Second Qtr: 31.70s Third Qtr: 28.50s Fourth Qtr: 28.70s

No Horse	Plc	Margin	Time	800Time (W)	400 Time (W)
3 FUTURE ASSURED	1	0.0m	2:00.80	56.90s (1)	28.67s (1)
2 BEACH MAGIC	2	4.0m	2:01.10	57.48s (0)	28.99s (0)
7 HARLEY BLUE	3	10.8m	2:01.61	56.67s (1)	28.16s (0)
6 BEACH ON FIRE	4	17.0m	2:02.08	58.11s (0)	29.58s (0)
1 MISTER CAUTIOUS	5	17.3m	2:02.10	57.82s (0)	29.11s (0)
4 MASTER CHARLES	6	29.7m	2:03.04	58.67s (1)	29.75s (1)
5 SHADYS COLLECT	7	30.7m	2:03.11	58.44s (1)	29.79s (2)

Finish Position and metres gained from 800m



Sectionals
Powered by

PJ HARNESS ANALYSER Version 3.05 Out Now!
HORSE REPORTS / RAW DATA
 All your sectional needs Check us out at www.pjdata.com.au



The Racing Queensland Board (trading as Racing Queensland) and provider are not responsible for the completeness or accuracy of any of the information contained herein, and makes no representations about its suitability for any purpose.

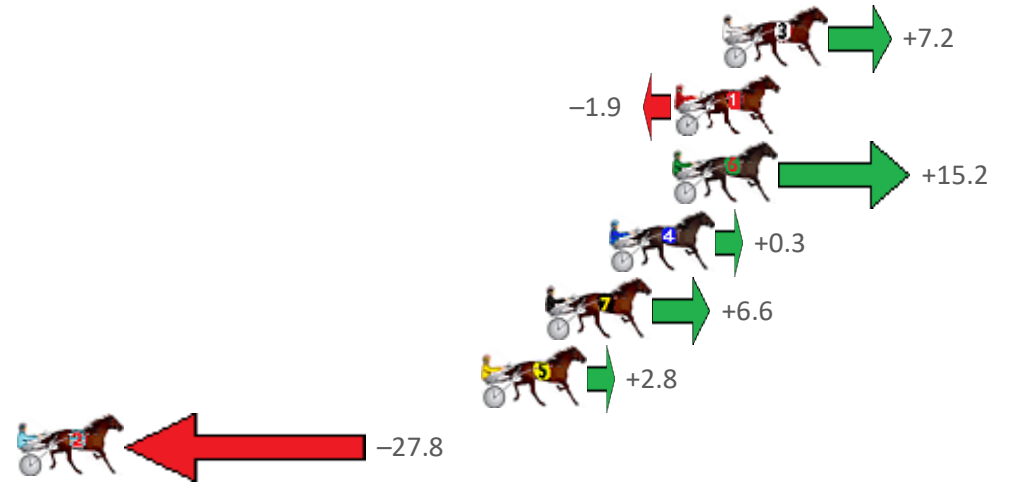
Albion Park Race 3 Distance 1660m

Tuesday, 29 June 2021

Gross Time: 2:01.30 MileRate: 1:57.60 LeadTime: 3.40s First Qtr: 28.80s Second Qtr: 32.10s Third Qtr: 29.00s Fourth Qtr: 28.00s

No Horse	Plc	Margin	Time	800Time (W)	400 Time (W)
3 SPEAK THE TRUTH	1	0.0m	2:01.30	56.49s (1)	27.76s (1)
1 MISTY CREEK	2	1.9m	2:01.44	57.13s (0)	28.13s (0)
6 ZARAS A TREASURE	3	2.0m	2:01.45	55.92s (1)	27.26s (1)
4 ARNOLD STREET	4	4.5m	2:01.63	56.98s (0)	28.02s (0)
7 GOTTA GO MILKING	5	7.0m	2:01.82	56.53s (0)	27.29s (0)
5 BORSELLINO	6	9.6m	2:02.01	56.80s (1)	28.10s (1)
2 GOTTA BEAUTY	7	37.2m	2:04.04	58.97s (0)	29.81s (0)

Finish Position and metres gained from 800m



Sectionals
Powered by

PJ HARNESS ANALYSER Version 3.05 Out Now!
HORSE REPORTS / RAW DATA
 All your sectional needs Check us out at www.pjdata.com.au



The Racing Queensland Board (trading as Racing Queensland) and provider are not responsible for the completeness or accuracy of any of the information contained herein, and makes no representations about its suitability for any purpose.

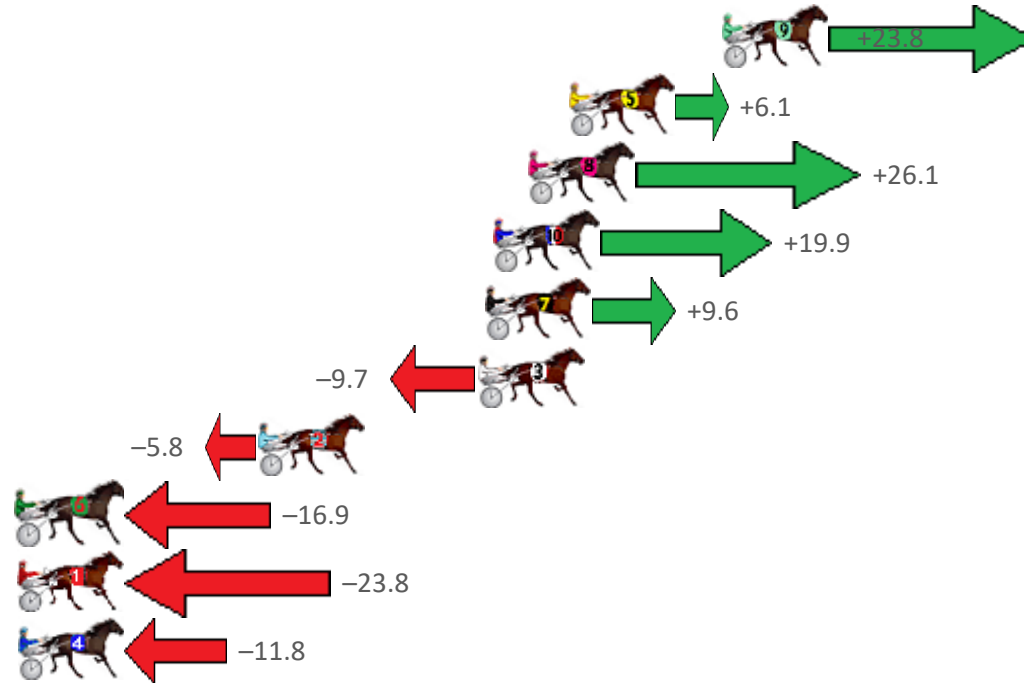
Albion Park Race 4 Distance 2138m

Tuesday, 29 June 2021

Gross Time: 2:46.70 MileRate: 2:02.60 LeadTime: 44.40s First Qtr: 30.30s Second Qtr: 30.80s Third Qtr: 30.20s Fourth Qtr: 31.00s

No Horse	Plc	Margin	Time	800Time (W)	400 Time (W)
9 PRINCESS FAITH	1	0.0m	2:46.70	59.39s (1)	29.94s (1)
5 THE REAPER	2	6.1m	2:47.19	60.74s (1)	31.27s (1)
8 HELLO JOLENE JOLENE	3	7.7m	2:47.32	59.21s (1)	28.90s (1)
10 HAVANA MAGIC	4	9.1m	2:47.44	59.69s (1)	30.24s (1)
7 ROSEHILL MAGIC	5	9.4m	2:47.46	60.47s (1)	30.98s (1)
3 STEVES STAR	6	9.7m	2:47.49	61.94s (0)	31.75s (0)
2 ALDEBARAN SELENA	7	18.4m	2:48.19	61.64s (0)	31.40s (0)
6 AVEROSS DON	8	41.3m	2:50.05	62.49s (0)	32.16s (1)
1 DOUBLETAP	9	43.6m	2:50.23	63.01s (0)	32.37s (0)
4 SHEGOTSASS	10	50.0m	2:50.75	62.10s (1)	31.92s (0)

Finish Position and metres gained from 800m



Sectionals
Powered by

PJ HARNESS ANALYSER Version 3.05 Out Now!
HORSE REPORTS / RAW DATA
 All your sectional needs Check us out at www.pjdata.com.au



The Racing Queensland Board (trading as Racing Queensland) and provider are not responsible for the completeness or accuracy of any of the information contained herein, and makes no representations about its suitability for any purpose.

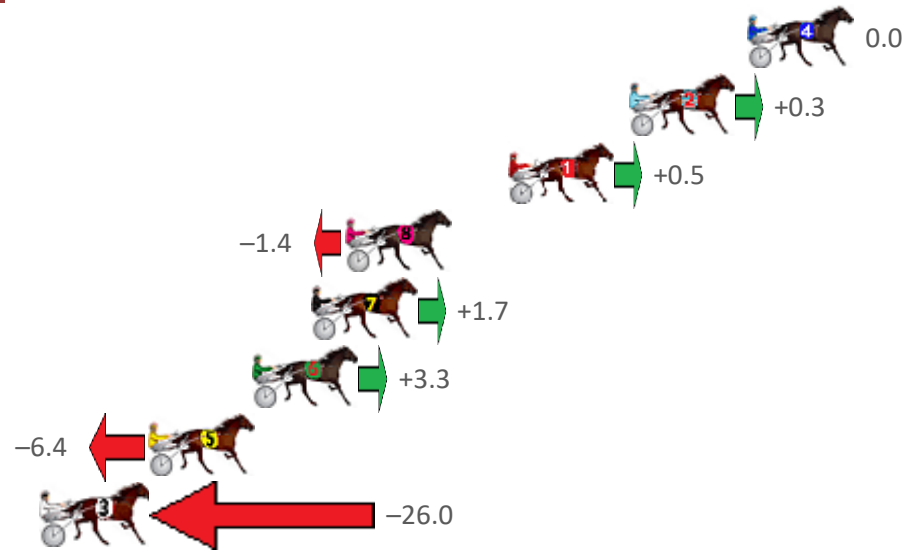
Albion Park Race 5 Distance 2138m

Tuesday, 29 June 2021

Gross Time: 2:32.30 MileRate: 1:54.60 LeadTime: 36.40s First Qtr: 29.90s Second Qtr: 28.70s Third Qtr: 28.50s Fourth Qtr: 28.80s

No Horse	Plc	Margin	Time	800Time (W)	400 Time (W)
4 CHANTREY	1	0.0m	2:32.30	57.30s (0)	28.80s (0)
2 SABRAGE	2	4.7m	2:32.66	57.28s (0)	28.84s (0)
1 STAGGER LEE	3	9.5m	2:33.02	57.26s (0)	28.88s (0)
8 DREAM TO SHARE	4	16.0m	2:33.51	57.40s (0)	29.04s (0)
7 SOME EXCUSESOMEW	5	17.3m	2:33.61	57.18s (0)	29.14s (1)
6 ONE OFF	6	19.7m	2:33.79	57.06s (1)	29.01s (1)
5 MIDNIGHT MAN	7	23.8m	2:34.10	57.76s (2)	29.92s (1)
3 KINGOFTHESTARS	8	44.0m	2:35.63	59.15s (1)	30.39s (1)

Finish Position and metres gained from 800m



Sectionals
Powered by

PJ HARNESS ANALYSER

HORSE REPORTS / RAW DATA

All your sectional needs

Version 3.05
Out Now!

Check us out at www.pjdata.com.au



The Racing Queensland Board (trading as Racing Queensland) and provider are not responsible for the completeness or accuracy of any of the information contained herein, and makes no representations about its suitability for any purpose.

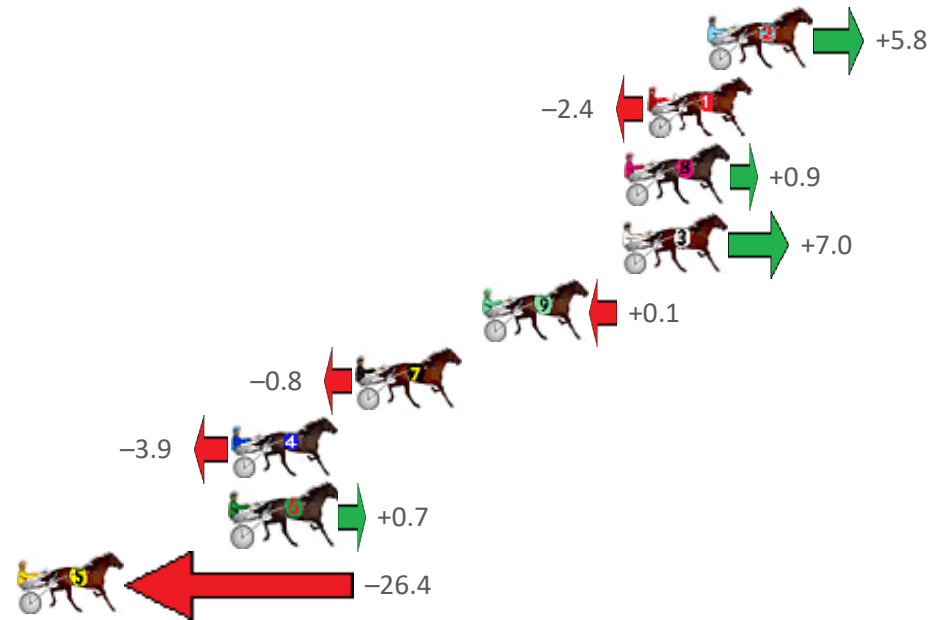
Albion Park Race 6 Distance 1660m

Tuesday, 29 June 2021

Gross Time: 1:58.30 MileRate: 1:54.70 LeadTime: 3.30s First Qtr: 27.90s Second Qtr: 31.50s Third Qtr: 27.70s Fourth Qtr: 27.90s

No Horse	Plc	Margin	Time	800Time (W)	400 Time (W)
2 BLACK HAWK JOE	1	0.0m	1:58.30	55.20s (1)	27.44s (2)
1 LUVHAVINFUN	2	2.4m	1:58.48	55.77s (0)	28.07s (0)
8 THE ROCKNROLL KING	3	3.3m	1:58.54	55.54s (0)	27.84s (0)
3 DIVINIA BELLEZZA	4	3.4m	1:58.55	55.12s (1)	27.40s (2)
9 TORQUE ONETWOTHRE	5	8.9m	1:58.95	55.59s (0)	27.89s (0)
7 BEACHBOY BUTCH	6	14.0m	1:59.33	55.66s (0)	27.97s (1)
4 LORIMER LADY	7	18.9m	1:59.69	55.87s (1)	28.14s (2)
6 GASMONKEY	8	18.9m	1:59.69	55.55s (1)	27.80s (1)
5 GELDOF	9	27.4m	2:00.31	57.42s (1)	29.59s (1)

Finish Position and metres gained from 800m



Sectionals
Powered by

PJ HARNESS ANALYSER Version 3.05 Out Now!
HORSE REPORTS / RAW DATA
 All your sectional needs Check us out at www.pjdata.com.au



The Racing Queensland Board (trading as Racing Queensland) and provider are not responsible for the completeness or accuracy of any of the information contained herein, and makes no representations about its suitability for any purpose.


Albion Park Race 7 Distance 1660m

Tuesday, 29 June 2021

Gross Time: 1:58.70 MileRate: 1:55.10 LeadTime: 3.40s First Qtr: 27.30s Second Qtr: 31.00s Third Qtr: 28.00s Fourth Qtr: 29.00s

No Horse	Plc	Margin	Time	800Time (W)	400 Time (W)
1 THIS ONES FOR YOU	1	0.0m	1:58.70	56.69s (0)	28.68s (0)
5 FRANCO NANDOR	2	0.8m	1:58.76	57.06s (0)	29.06s (0)
4 SHEZ ALL STYLE	3	3.2m	1:58.94	56.94s (1)	28.94s (1)
10 QUICK STEP	4	3.4m	1:58.96	55.94s (1)	28.13s (2)
2 AYE AYE CAPTAIN	5	5.0m	1:59.08	56.39s (1)	28.58s (2)
8 KWASII	6	6.8m	1:59.22	56.86s (0)	28.83s (0)
7 TIMENPATIENCE	7	7.2m	1:59.25	56.23s (0)	28.31s (0)
9 IDEAL INVESTMENT	8	7.4m	1:59.26	56.59s (0)	28.58s (1)
6 JAY DEE BE ROLLIN	9	11.5m	1:59.58	56.16s (1)	28.43s (1)
3 WESTERN SHOWGIRL	10	13.4m	1:59.72	57.35s (1)	29.52s (2)

Finish Position and metres gained from 800m



Sectionals
Powered by

PJ HARNESS ANALYSER Version 3.05 Out Now!
HORSE REPORTS / RAW DATA
 All your sectional needs Check us out at www.pjdata.com.au



The Racing Queensland Board (trading as Racing Queensland) and provider are not responsible for the completeness or accuracy of any of the information contained herein, and makes no representations about its suitability for any purpose.

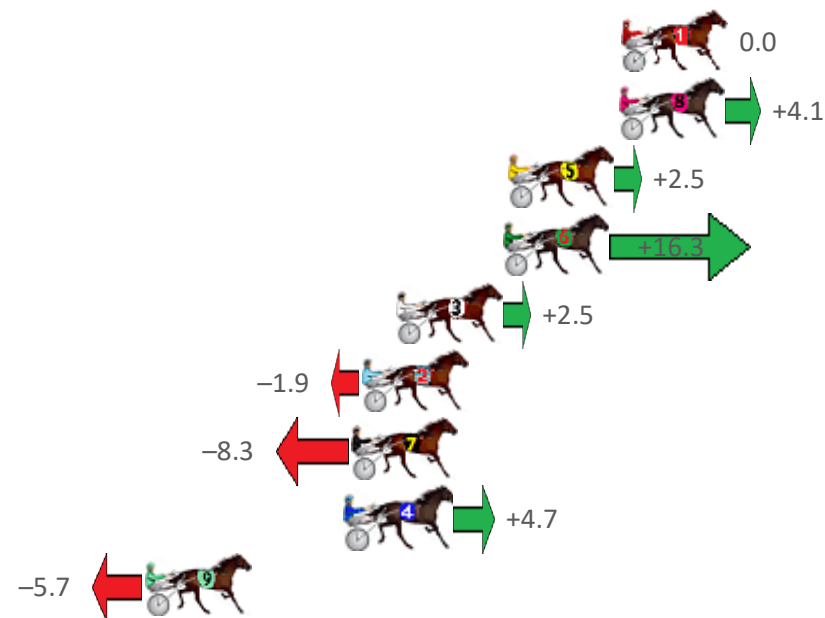
Albion Park Race 8 Distance 2138m

Tuesday, 29 June 2021

Gross Time: 2:36.60 MileRate: 1:57.90 LeadTime: 39.60s First Qtr: 30.10s Second Qtr: 30.80s Third Qtr: 28.30s Fourth Qtr: 27.80s

No Horse	Plc	Margin	Time	800Time (W)	400 Time (W)
1 MISTER DIAMOND	1	0.0m	2:36.60	56.10s (0)	27.80s (0)
8 KING OF TRUMPS	2	0.1m	2:36.61	55.81s (0)	27.49s (0)
5 CARLOS BROMAC	3	4.5m	2:36.93	55.93s (1)	27.64s (2)
6 MULLUM FLO	4	4.7m	2:36.94	54.96s (1)	27.36s (2)
3 CAPTAINS PICK	5	8.9m	2:37.25	55.93s (1)	27.59s (1)
2 BETTOR MEMORIES	6	10.3m	2:37.35	56.23s (0)	27.89s (0)
7 ITS SUPER EASY	7	10.7m	2:37.38	56.68s (1)	28.32s (1)
4 DANCINTOTHEBEAT	8	10.9m	2:37.40	55.77s (1)	27.42s (2)
9 HUNZA VALLEY	9	18.9m	2:37.98	56.50s (0)	28.06s (0)

Finish Position and metres gained from 800m



Sectionals
Powered by

PJ HARNESS ANALYSER

HORSE REPORTS / RAW DATA

All your sectional needs

Version 3.05
Out Now!

Check us out at www.pjdata.com.au



The Racing Queensland Board (trading as Racing Queensland) and provider are not responsible for the completeness or accuracy of any of the information contained herein, and makes no representations about its suitability for any purpose.

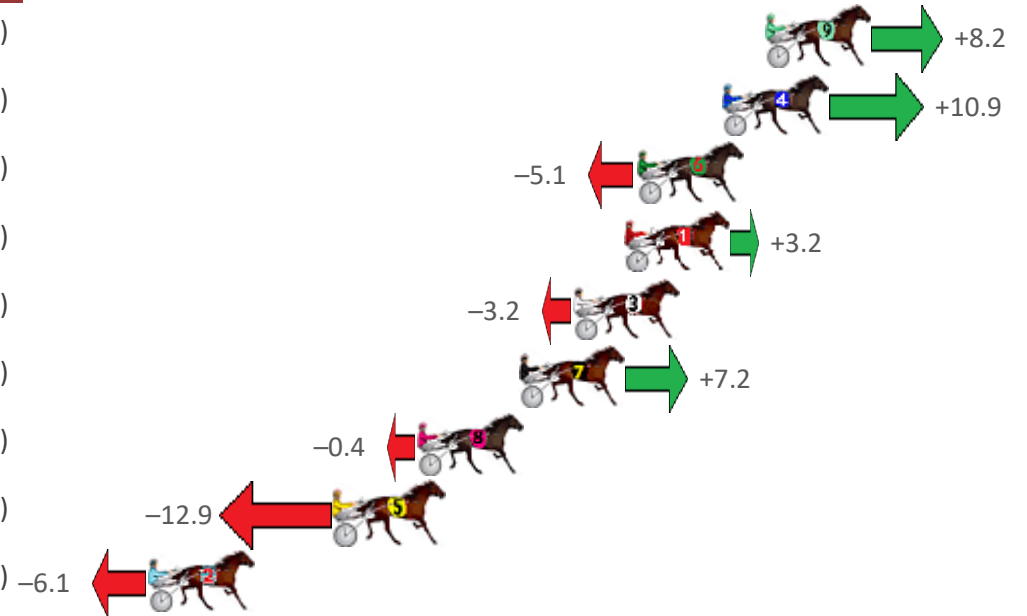
Albion Park Race 9 Distance 1660m

Tuesday, 29 June 2021

Gross Time: 1:57.40 MileRate: 1:53.90 LeadTime: 3.40s First Qtr: 26.70s Second Qtr: 31.10s Third Qtr: 28.50s Fourth Qtr: 27.70s

No Horse	Plc	Margin	Time	800Time (W)	400 Time (W)
9 ARMA NAUGHTY	1	0.0m	1:57.40	55.63s (1)	27.34s (2)
4 MONTANA CHIEF	2	1.7m	1:57.52	55.44s (1)	27.13s (2)
6 GAME SET MAJOR	3	5.1m	1:57.77	56.56s (0)	28.05s (0)
1 JUST ROKIN	4	5.6m	1:57.81	55.98s (0)	27.45s (0)
3 TACTICAL RESPONSE	5	7.6m	1:57.95	56.42s (0)	27.91s (0)
7 SCOOB OPERATOR	6	9.8m	1:58.11	55.70s (1)	27.37s (1)
8 STOMPPEM	7	13.8m	1:58.41	56.23s (0)	27.66s (0)
5 ALWAYS A SECRET	8	17.1m	1:58.65	57.10s (1)	28.66s (1)
2 JUMPING JOLT	9	24.5m	1:59.19	56.63s (0)	28.01s (0)

Finish Position and metres gained from 800m



Sectionals
Powered by

PJ HARNESS ANALYSER Version 3.05 Out Now!
HORSE REPORTS / RAW DATA
 All your sectional needs Check us out at www.pjdata.com.au



The Racing Queensland Board (trading as Racing Queensland) and provider are not responsible for the completeness or accuracy of any of the information contained herein, and makes no representations about its suitability for any purpose.

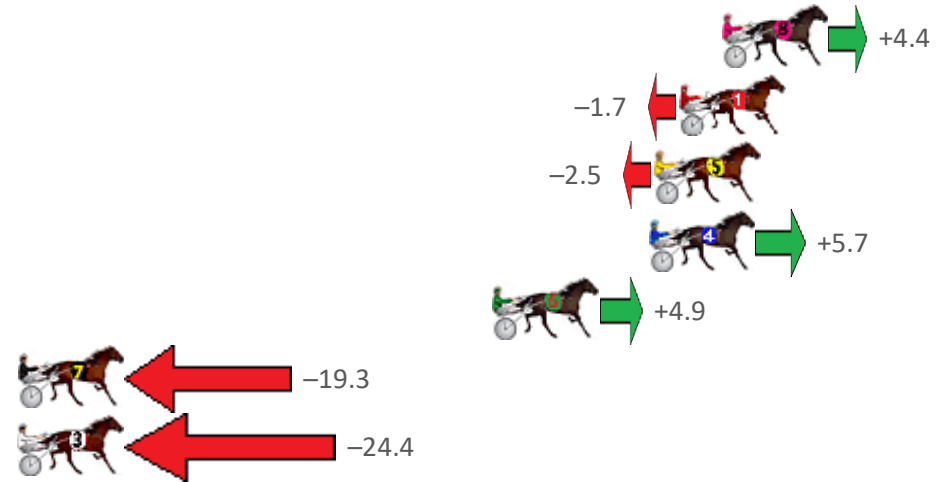
Albion Park Race 10 Distance 2138m

Tuesday, 29 June 2021

Gross Time: 2:37.60 MileRate: 1:58.70 LeadTime: 39.10s First Qtr: 31.80s Second Qtr: 31.10s Third Qtr: 28.60s Fourth Qtr: 27.00s

No Horse	Plc	Margin	Time	800Time (W)	400 Time (W)
8 ADAM CROCKER	1	0.0m	2:37.60	55.30s (0)	26.72s (0)
1 ANOTHER STATEMENT	2	1.7m	2:37.72	55.72s (0)	27.11s (0)
5 OAXACAN DREAM	3	2.7m	2:37.79	55.77s (1)	27.17s (1)
4 VIRGIL	4	2.9m	2:37.81	55.21s (0)	26.60s (0)
6 COLLEGE CHAPEL	5	9.1m	2:38.25	55.26s (1)	26.60s (1)
7 KANYE CRUSADER	6	28.7m	2:39.64	56.93s (1)	28.30s (1)
3 DATTITUDE	7	29.6m	2:39.71	57.29s (1)	28.62s (1)

Finish Position and metres gained from 800m



Sectionals
Powered by

PJ HARNESS ANALYSER Version 3.05 Out Now!
HORSE REPORTS / RAW DATA
 All your sectional needs Check us out at www.pjdata.com.au



The Racing Queensland Board (trading as Racing Queensland) and provider are not responsible for the completeness or accuracy of any of the information contained herein, and makes no representations about its suitability for any purpose.