

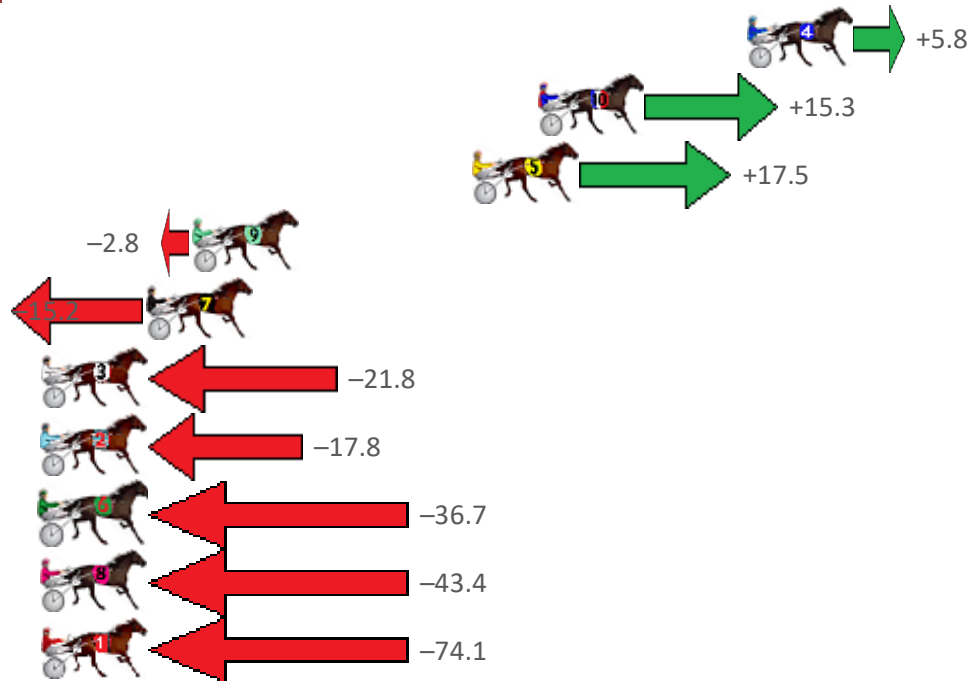
Albion Park Race 1 Distance 1660m

Friday, 4 June 2021

Gross Time: 1:58.10 MileRate: 1:54.50 LeadTime: 3.60s First Qtr: 28.20s Second Qtr: 29.10s Third Qtr: 29.20s Fourth Qtr: 28.00s

NoHorse	Plc	Margin	Time	800Time (W)	400 Time (W)
4 FOND MEMORIES	1	0.0m	1:58.10	56.79s (1)	28.00s (0)
10 COREY WILLIAM	2	8.3m	1:58.71	56.11s (1)	28.03s (2)
5 CAUTIVAR	3	10.9m	1:58.90	55.96s (1)	27.88s (2)
9 STREET APPEAL	4	22.0m	1:59.72	57.40s (1)	29.27s (1)
7 ROYAL AURORA	5	23.8m	1:59.85	58.28s (0)	28.14s (0)
3 MARK OF INTEGRITY	6	31.8m	2:00.44	58.75s (1)	29.20s (1)
2 BEE GEES BANDIT	7	32.4m	2:00.48	58.47s (1)	28.92s (1)
6 KINGOFTHESTARS	8	37.9m	2:00.89	59.81s (1)	30.03s (1)
8 KEY LARGO	9	47.6m	2:01.60	60.29s (0)	30.10s (0)
1 BROOKLYNS BEST	10	74.1m	2:03.55	62.47s (0)	32.24s (0)

Finish Position and metres gained from 800m



Sectionals
Powered by

PJ HARNESS ANALYSER Version 3.05 Out Now!
HORSE REPORTS / RAW DATA
 All your sectional needs Check us out at www.pjdata.com.au



The Racing Queensland Board (trading as Racing Queensland) and provider are not responsible for the completeness or accuracy of any of the information contained herein, and makes no representations about its suitability for any purpose.

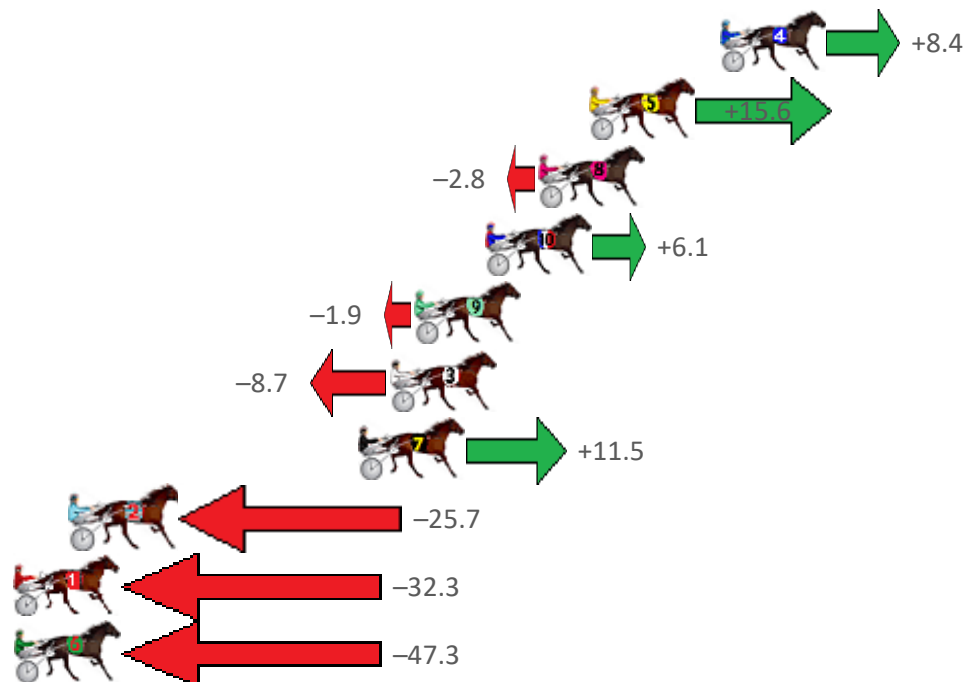
Albion Park Race 2 Distance 1660m

Friday, 4 June 2021

Gross Time: 1:59.50 MileRate: 1:55.90 LeadTime: 3.40s First Qtr: 27.60s Second Qtr: 28.40s Third Qtr: 30.40s Fourth Qtr: 29.70s

NoHorse	Plc	Margin	Time	800Time (W)	400 Time (W)
4 VIENNA BOY	1	0.0m	1:59.50	59.47s (2)	28.71s (3)
5 YUKO	2	5.2m	1:59.90	58.93s (1)	28.89s (4)
8 SPRINGFIELD SPIRIT	3	7.2m	2:00.06	60.31s (0)	29.66s (1)
10 GASMONKEY	4	9.3m	2:00.22	59.64s (1)	29.47s (1)
9 ONE OFF	5	12.1m	2:00.44	60.24s (0)	29.74s (0)
3 HOT EMBERS	6	13.1m	2:00.52	60.75s (1)	30.42s (1)
7 KOTARE YORK	7	14.3m	2:00.61	59.24s (1)	29.56s (0)
2 GELDOF	8	25.7m	2:01.50	62.02s (1)	31.60s (0)
1 COLOMBIAN GOLD	9	32.5m	2:02.03	62.51s (0)	31.69s (0)
6 ROLL WITH ROCKY	10	51.5m	2:03.51	63.63s (2)	32.73s (2)

Finish Position and metres gained from 800m



Sectionals
Powered by

PJ HARNESS ANALYSER

HORSE REPORTS / RAW DATA

Version 3.05
Out Now!

All your sectional needs

Check us out at www.pjdata.com.au

The Racing Queensland Board (trading as Racing Queensland) and provider are not responsible for the completeness or accuracy of any of the information contained herein, and makes no representations about its suitability for any purpose.

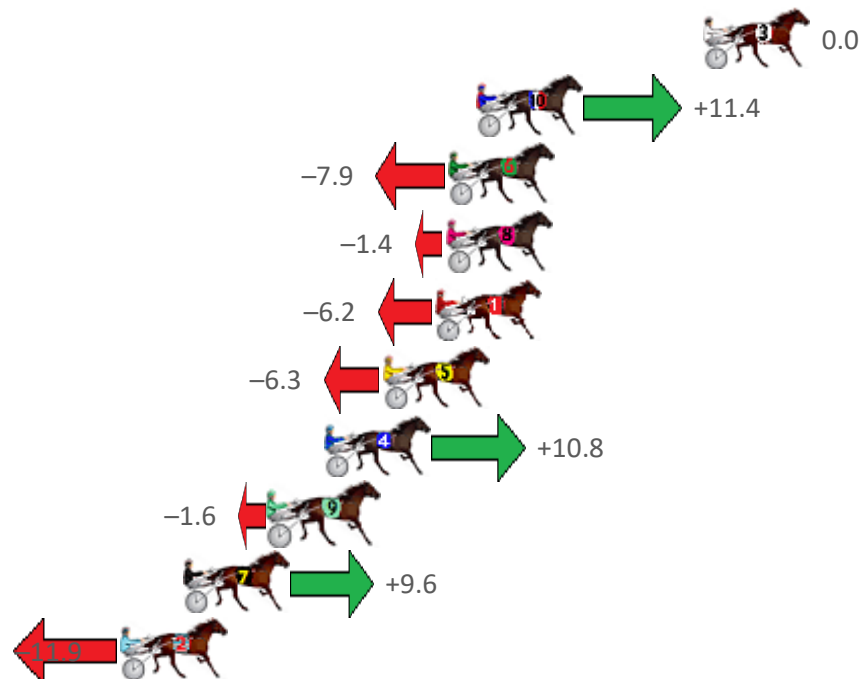
Albion Park Race 3 Distance 1660m

Friday, 4 June 2021

Gross Time: 1:59.40 MileRate: 1:55.70 LeadTime: 3.40s First Qtr: 28.70s Second Qtr: 30.40s Third Qtr: 29.00s Fourth Qtr: 27.90s

No	Horse	Plc	Margin	Time	800Time (W)	400 Time (W)
3	NOT THE KINGSWOOD	1	0.0m	1:59.40	56.90s (0)	27.90s (0)
10	DELIGHTFUL REASON	2	9.0m	2:00.06	56.09s (1)	27.72s (2)
6	HOT N GOLD	3	10.1m	2:00.14	57.46s (1)	28.41s (1)
8	DON HESTON	4	10.2m	2:00.15	57.00s (0)	28.00s (0)
1	RUNFORTHROSES	5	10.6m	2:00.18	57.34s (0)	28.32s (0)
5	ONLYSBEST	6	12.7m	2:00.33	57.35s (1)	28.30s (1)
4	ROYAL PRINCESS	7	15.0m	2:00.50	56.14s (1)	27.83s (1)
9	IDEAL INVESTMENT	8	17.2m	2:00.66	57.01s (1)	28.59s (2)
7	CANSTAR	9	20.6m	2:00.91	56.22s (1)	28.22s (2)
2	KAY NORA SHANNON	10	23.1m	2:01.09	57.74s (1)	28.70s (1)

Finish Position and metres gained from 800m



Sectionals
Powered by

PJ HARNESS ANALYSER Version 3.05 Out Now!
HORSE REPORTS / RAW DATA
 All your sectional needs Check us out at www.pjdata.com.au



The Racing Queensland Board (trading as Racing Queensland) and provider are not responsible for the completeness or accuracy of any of the information contained herein, and makes no representations about its suitability for any purpose.

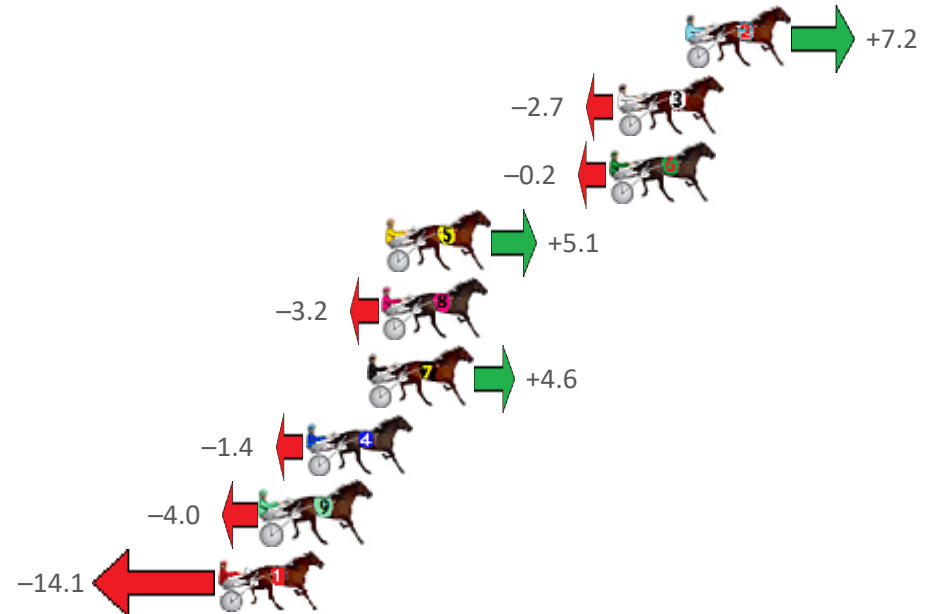
Albion Park Race 4 Distance 2138m

Friday, 4 June 2021

Gross Time: 2:38.00 MileRate: 1:58.90 LeadTime: 38.90s First Qtr: 31.70s Second Qtr: 30.00s Third Qtr: 28.40s Fourth Qtr: 29.00s

NoHorse	Plc	Margin	Time	800Time (W)	400 Time (W)
2 MISS MIA	1	0.0m	2:38.00	56.89s (1)	28.47s (1)
3 MAGICOL IDEAL	2	2.7m	2:38.21	57.59s (0)	29.19s (0)
6 ARK ME	3	3.0m	2:38.23	57.41s (1)	29.00s (1)
5 RECIPE FOR DREAMING	4	11.9m	2:38.91	57.04s (1)	28.79s (2)
8 TYPHOON TORQUE	5	12.0m	2:38.91	57.63s (0)	29.07s (0)
7 YEP GOT CHOOKS	6	12.6m	2:38.96	57.07s (2)	29.23s (2)
4 MISS MONEYBAGS	7	15.0m	2:39.14	57.50s (0)	28.88s (0)
9 KATACHA MAN	8	16.8m	2:39.28	57.69s (1)	29.07s (1)
1 IDEAL TIGER	9	18.5m	2:39.41	58.41s (0)	29.96s (0)

Finish Position and metres gained from 800m



Sectionals
Powered by

PJ HARNESS ANALYSER Version 3.05 Out Now!
HORSE REPORTS / RAW DATA
 All your sectional needs Check us out at www.pjdata.com.au



The Racing Queensland Board (trading as Racing Queensland) and provider are not responsible for the completeness or accuracy of any of the information contained herein, and makes no representations about its suitability for any purpose.

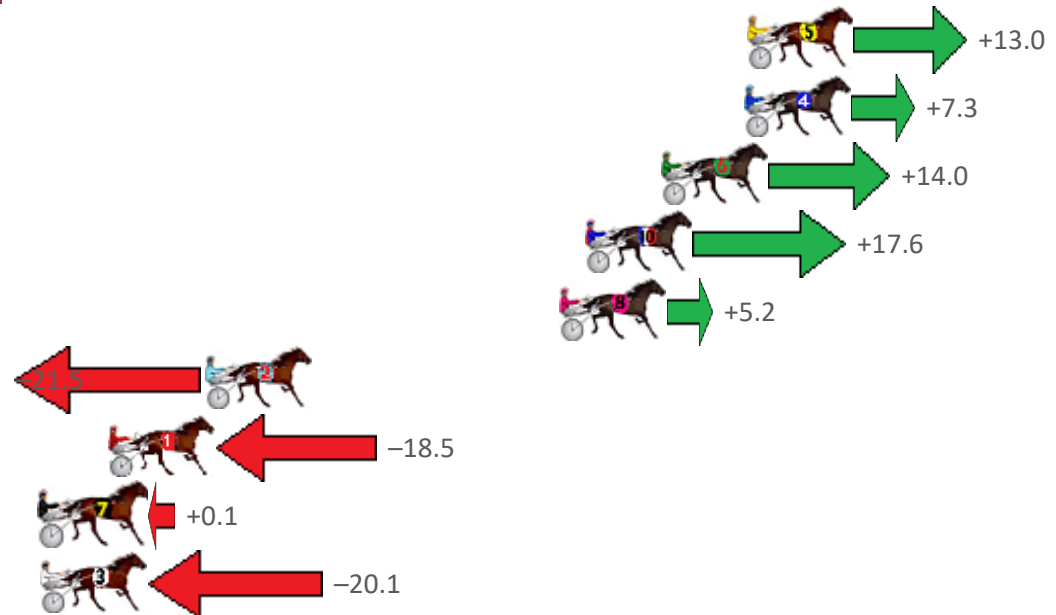
Albion Park Race 5 Distance 1660m

Friday, 4 June 2021

Gross Time: 2:00.50 MileRate: 1:56.80 LeadTime: 3.40s First Qtr: 28.30s Second Qtr: 28.80s Third Qtr: 29.70s Fourth Qtr: 30.30s

NoHorse	Plc	Margin	Time	800Time (W)	400 Time (W)
5 WESTERN SHOWGIRL	1	0.0m	2:00.50	59.03s (1)	29.86s (1)
4 GET READY TO ROCK	2	0.1m	2:00.51	59.46s (1)	30.23s (1)
6 LIVING GRAND	3	3.4m	2:00.77	58.96s (1)	29.77s (1)
10 DOLLARBILL	4	6.4m	2:01.01	58.69s (1)	29.64s (1)
8 SIGNOR JUJON	5	7.4m	2:01.09	59.61s (0)	30.03s (0)
2 ATOMIC BOMBSHELL	6	21.5m	2:02.21	61.60s (0)	31.92s (0)
1 COBBLER LANE	7	25.3m	2:02.51	61.38s (0)	31.72s (0)
7 SIR SEMPER FIDELIS	8	28.1m	2:02.73	59.99s (0)	31.00s (0)
3 MAYWYN TROUBADOU	9	53.5m	2:04.74	61.50s (0)	31.77s (0)

Finish Position and metres gained from 800m



Sectionals
Powered by

PJ HARNESS ANALYSER Version 3.05 Out Now!
HORSE REPORTS / RAW DATA
 All your sectional needs Check us out at www.pjdata.com.au



The Racing Queensland Board (trading as Racing Queensland) and provider are not responsible for the completeness or accuracy of any of the information contained herein, and makes no representations about its suitability for any purpose.

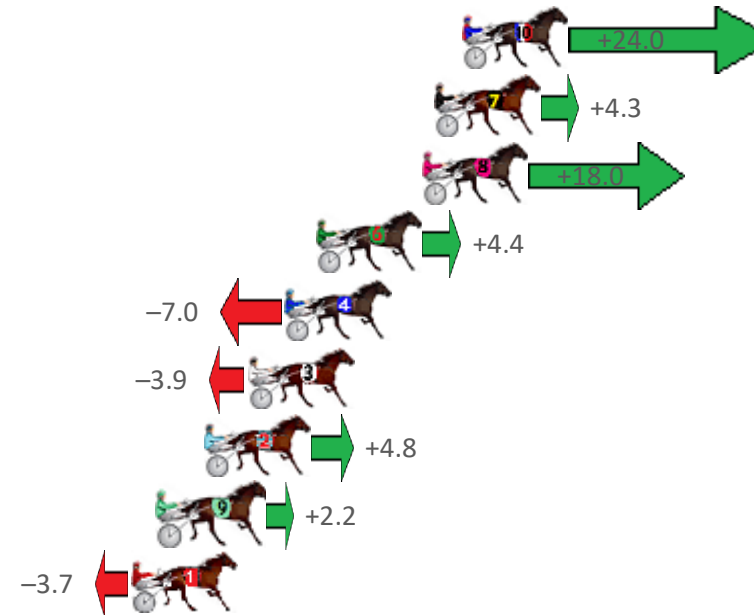
Albion Park Race 6 Distance 1660m

Friday, 4 June 2021

Gross Time: 2:00.90 MileRate: 1:57.20 LeadTime: 3.50s First Qtr: 28.50s Second Qtr: 30.20s Third Qtr: 29.30s Fourth Qtr: 29.40s

NoHorse	Plc	Margin	Time	800Time (W)	400 Time (W)
10 MISSTREPO	1	0.0m	2:00.90	56.95s (1)	28.16s (2)
7 LADY AVANA	2	1.1m	2:00.98	58.39s (1)	29.11s (1)
8 ONE LAST ROLL	3	1.6m	2:01.02	57.39s (1)	28.63s (2)
6 COULDNTMISAFALCON	4	5.8m	2:01.35	58.38s (1)	29.17s (1)
4 GLENLEDI COMMANDE	5	7.0m	2:01.44	59.21s (0)	29.91s (0)
3 MISS LILY MAY	6	8.5m	2:01.56	58.98s (0)	29.70s (0)
2 JUKEBOX JET	7	10.2m	2:01.69	58.35s (1)	29.15s (1)
9 KETTERING GIRL	8	12.0m	2:01.83	58.54s (0)	29.30s (0)
1 MANOFLISA	9	13.1m	2:01.91	58.97s (0)	29.70s (0)

Finish Position and metres gained from 800m



Sectionals
Powered by

PJ HARNESS ANALYSER Version 3.05 Out Now!
HORSE REPORTS / RAW DATA
 All your sectional needs Check us out at www.pjdata.com.au



The Racing Queensland Board (trading as Racing Queensland) and provider are not responsible for the completeness or accuracy of any of the information contained herein, and makes no representations about its suitability for any purpose.

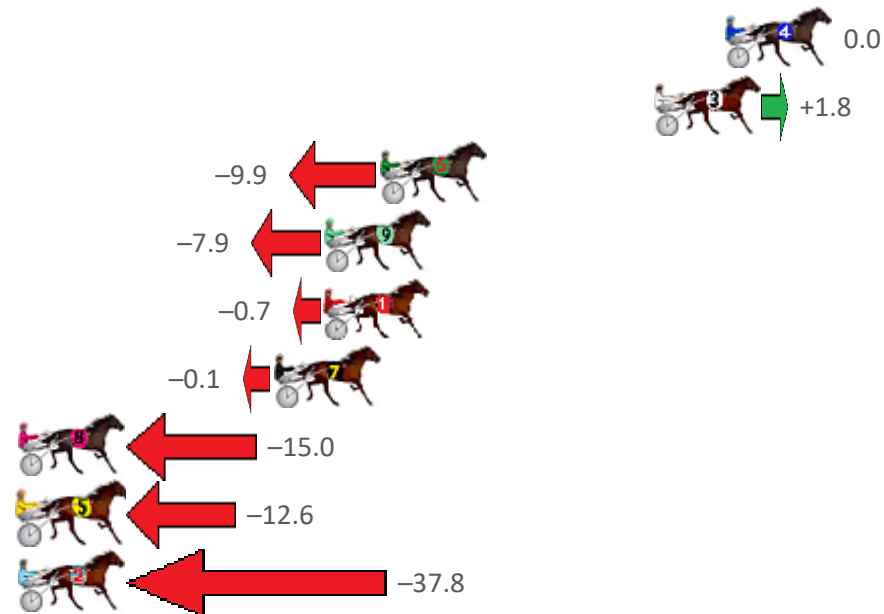
Albion Park Race 7 Distance 1660m

Friday, 4 June 2021

Gross Time: 1:58.60 MileRate: 1:55.00 LeadTime: 3.40s First Qtr: 27.80s Second Qtr: 30.40s Third Qtr: 28.30s Fourth Qtr: 28.70s

NoHorse	Plc	Margin	Time	800Time (W)	400 Time (W)
4 THE RACONTEUR	1	0.0m	1:58.60	57.00s (0)	28.70s (0)
3 WHATTA GOOD REASO	2	2.8m	1:58.81	56.87s (0)	28.49s (0)
6 UNCLE LUKEY	3	13.7m	1:59.63	57.70s (1)	29.45s (1)
9 SWEET LOMBO	4	15.9m	1:59.80	57.56s (1)	29.21s (1)
1 MULLUM FLO	5	15.9m	1:59.80	57.05s (0)	28.18s (0)
7 FRANCO NATHAN	6	17.9m	1:59.95	57.01s (1)	28.36s (1)
8 RAINBOW JET	7	28.2m	2:00.72	58.06s (1)	29.43s (1)
5 WHATA OPTIMIST	8	32.4m	2:01.04	57.89s (0)	29.00s (0)
2 TASCOTT TERROR	9	48.0m	2:02.22	59.68s (0)	30.84s (0)

Finish Position and metres gained from 800m



Sectionals
Powered by

PJ HARNESS ANALYSER Version 3.05 Out Now!
HORSE REPORTS / RAW DATA
 All your sectional needs Check us out at www.pjdata.com.au



The Racing Queensland Board (trading as Racing Queensland) and provider are not responsible for the completeness or accuracy of any of the information contained herein, and makes no representations about its suitability for any purpose.

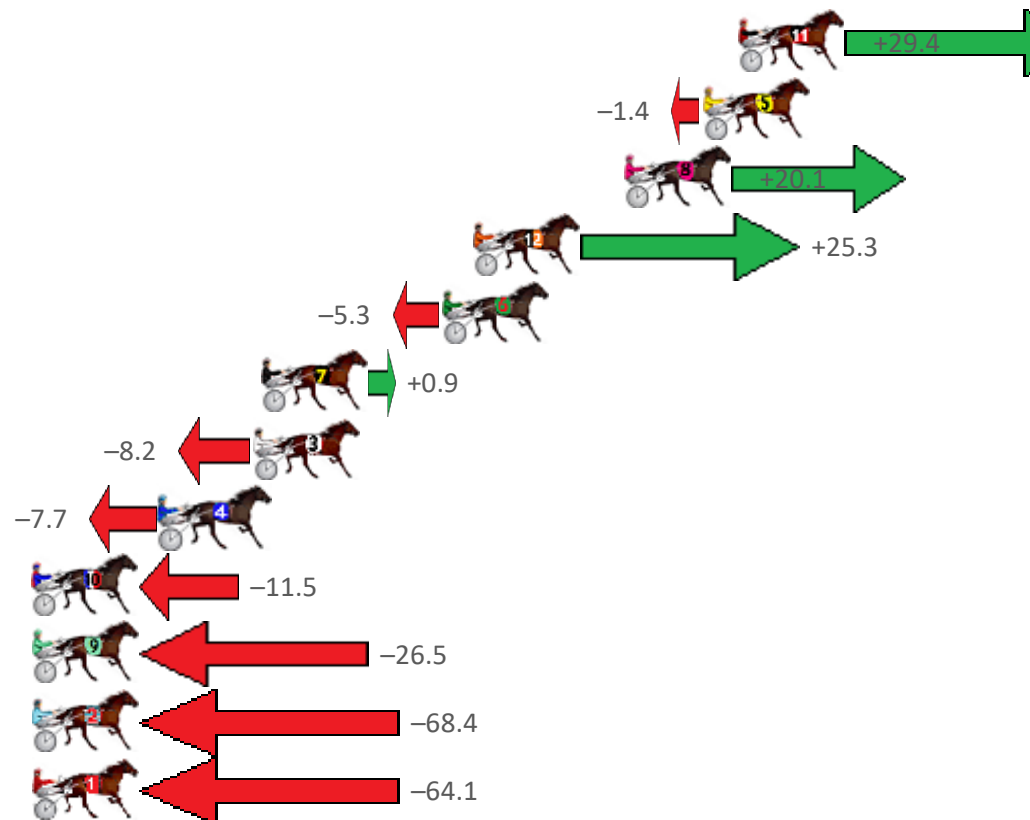
Albion Park Race 8 Distance 2138m

Friday, 4 June 2021

Gross Time: 2:42.30 MileRate: 2:02.20 LeadTime: 38.60s First Qtr: 31.60s Second Qtr: 31.20s Third Qtr: 30.50s Fourth Qtr: 30.40s

NoHorse	Plc	Margin	Time	800Time (W)	400 Time (W)
11 PRINCESS FAITH	1	0.0m	2:42.30	58.67s (2)	29.83s (2)
5 IMA CALVERT ROSE	2	1.4m	2:42.41	61.01s (0)	30.51s (0)
8 THE NIGHT KING	3	4.5m	2:42.66	59.38s (2)	30.35s (1)
12 MAJESTIC SPEED	4	10.5m	2:43.14	58.98s (1)	30.03s (2)
6 JUST CALL ME MOLLY	5	11.7m	2:43.23	61.30s (1)	30.82s (0)
7 SPIDERS DEVIL	6	18.9m	2:43.80	60.83s (1)	30.23s (2)
3 CHOCOLATEHANDFUL	7	19.2m	2:43.83	61.52s (1)	30.85s (1)
4 NORAH'S FLING	8	22.9m	2:44.12	61.48s (1)	30.76s (1)
10 CLOVER LOU	9	39.9m	2:45.48	61.77s (1)	31.07s (3)
9 MISTER CHISHOLM	10	42.1m	2:45.65	62.91s (0)	31.53s (2)
2 TOUCHE DE FLING	11	73.8m	2:48.17	66.08s (0)	34.53s (0)
1 MYRTLE BEACH	12	74.7m	2:48.24	65.75s (0)	34.23s (1)

Finish Position and metres gained from 800m



Sectionals
Powered by

PJ HARNES ANALYSER

HORSE REPORTS / RAW DATA

Version 3.05
Out Now!

All your sectional needs

Check us out at www.pjdata.com.au

The Racing Queensland Board (trading as Racing Queensland) and provider are not responsible for the completeness or accuracy of any of the information contained herein, and makes no representations about its suitability for any purpose.

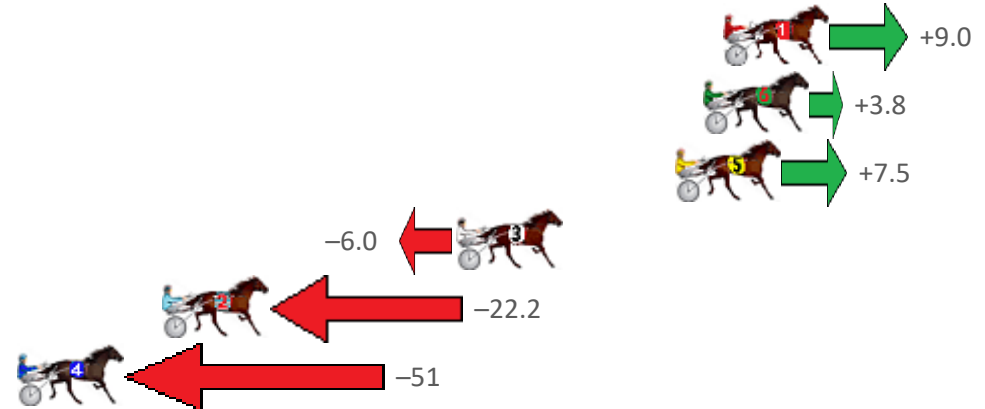
Albion Park Race 9 Distance 2138m

Friday, 4 June 2021

Gross Time: 2:51.70 MileRate: 2:09.30 LeadTime: 44.60s First Qtr: 33.10s Second Qtr: 32.20s Third Qtr: 31.40s Fourth Qtr: 30.40s

NoHorse	Plc	Margin	Time	800Time (W)	400 Time (W)
1 TROYTHETROTTER	1	0.0m	2:51.70	61.11s (1)	30.14s (2)
6 HURRIKANE SPIRIT	2	0.8m	2:51.76	61.51s (1)	30.31s (1)
5 IGNITE	3	1.9m	2:51.85	61.22s (0)	29.94s (1)
3 DOUBLETAP	4	10.6m	2:52.54	62.26s (0)	30.87s (0)
2 OKANAGAN	5	22.2m	2:53.47	63.51s (0)	32.08s (0)
4 ALDEBARAN SELENA	6	65.6m	2:56.92	65.69s (1)	33.24s (0)

Finish Position and metres gained from 800m



Sectionals
Powered by

PJ HARNESS ANALYSER Version 3.05 Out Now!
HORSE REPORTS / RAW DATA
 All your sectional needs Check us out at www.pjdata.com.au



The Racing Queensland Board (trading as Racing Queensland) and provider are not responsible for the completeness or accuracy of any of the information contained herein, and makes no representations about its suitability for any purpose.