

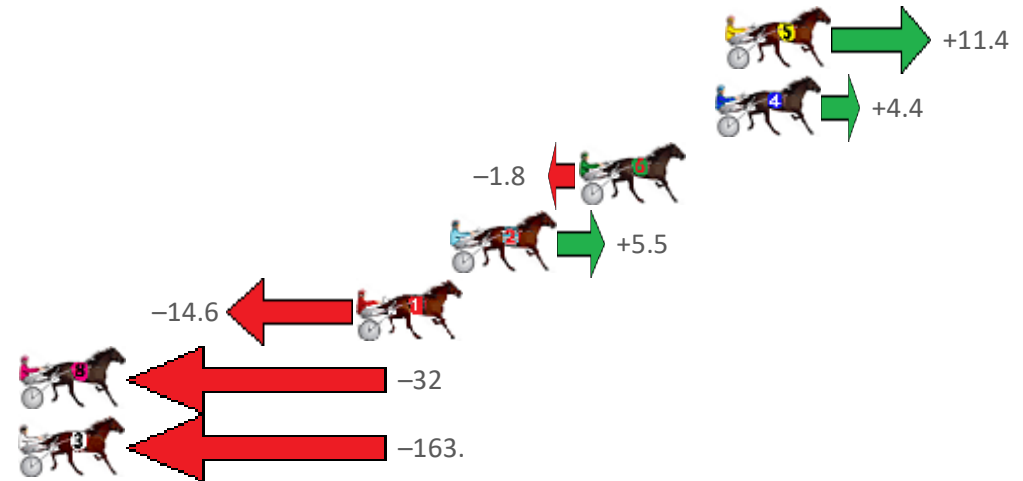
Albion Park Race 1 Distance 2138m

Tuesday, 1 June 2021

Gross Time: 2:44.50 MileRate: 2:02.60 LeadTime: 41.60s First Qtr: 30.80s Second Qtr: 30.70s Third Qtr: 30.50s Fourth Qtr: 30.90s

NoHorse	Plc	Margin	Time	800Time (W)	400 Time (W)
5 DOWN UNDER RORS	1	0.0m	2:44.50	60.53s (0)	30.21s (0)
4 GUNNER	2	0.4m	2:44.53	61.06s (0)	30.61s (0)
6 CHASING GREAT	3	5.8m	2:44.97	61.54s (1)	31.01s (1)
2 THE NIGHT KING	4	10.9m	2:45.38	60.98s (1)	30.69s (2)
1 STEVES STAR	5	14.6m	2:45.68	62.51s (0)	32.02s (0)
8 HELLO JOLENE JOLENE	6	76.7m	2:50.70	63.82s (0)	32.57s (0)
3 DAVEY MAC	7	171.9m	2:58.39	73.85s (1)	43.31s (1)

Finish Position and metres gained from 800m



Sectionals
Powered by

PJ HARNESS ANALYSER
HORSE REPORTS / RAW DATA
Version 3.05 Out Now!
All your sectional needs
Check us out at www.pjdata.com.au



The Racing Queensland Board (trading as Racing Queensland) and provider are not responsible for the completeness or accuracy of any of the information contained herein, and makes no representations about its suitability for any purpose.

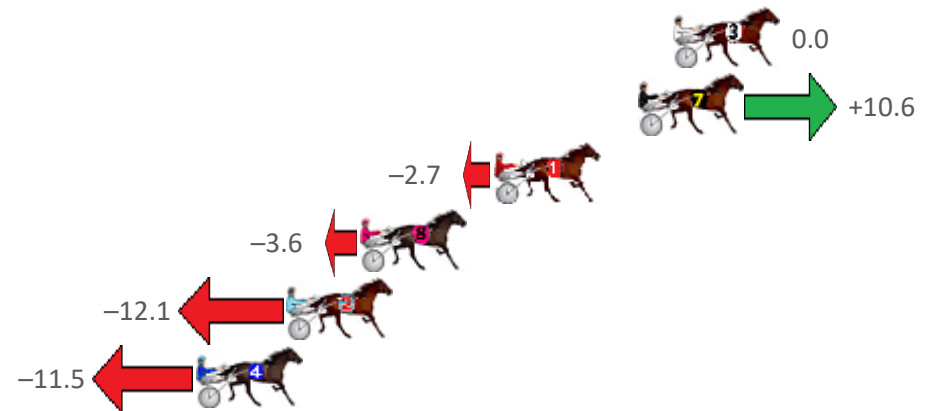
Albion Park Race 2 Distance 1660m

Tuesday, 1 June 2021

Gross Time: 2:01.40 MileRate: 1:57.70 LeadTime: 3.40s First Qtr: 28.40s Second Qtr: 32.10s Third Qtr: 29.40s Fourth Qtr: 28.10s

NoHorse	Plc	Margin	Time	800Time (W)	400 Time (W)
3 BORSELLINO	1	0.0m	2:01.40	57.50s (0)	28.10s (0)
7 O B LEGAL	2	1.4m	2:01.50	56.74s (1)	27.37s (1)
1 GULMARG	3	7.1m	2:01.92	57.69s (0)	28.18s (0)
8 TORQUE TOTHE MUSIC	4	12.4m	2:02.32	57.76s (0)	28.24s (0)
2 MAYWYN MACDUFF	5	15.3m	2:02.53	58.36s (1)	29.00s (1)
4 BEACH ON FIRE	6	18.9m	2:02.80	58.32s (1)	28.88s (1)

Finish Position and metres gained from 800m



Sectionals
Powered by

PJ HARNESS ANALYSER
HORSE REPORTS / RAW DATA
Version 3.05 Out Now!
All your sectional needs
Check us out at www.pjdata.com.au

The Racing Queensland Board (trading as Racing Queensland) and provider are not responsible for the completeness or accuracy of any of the information contained herein, and makes no representations about its suitability for any purpose.

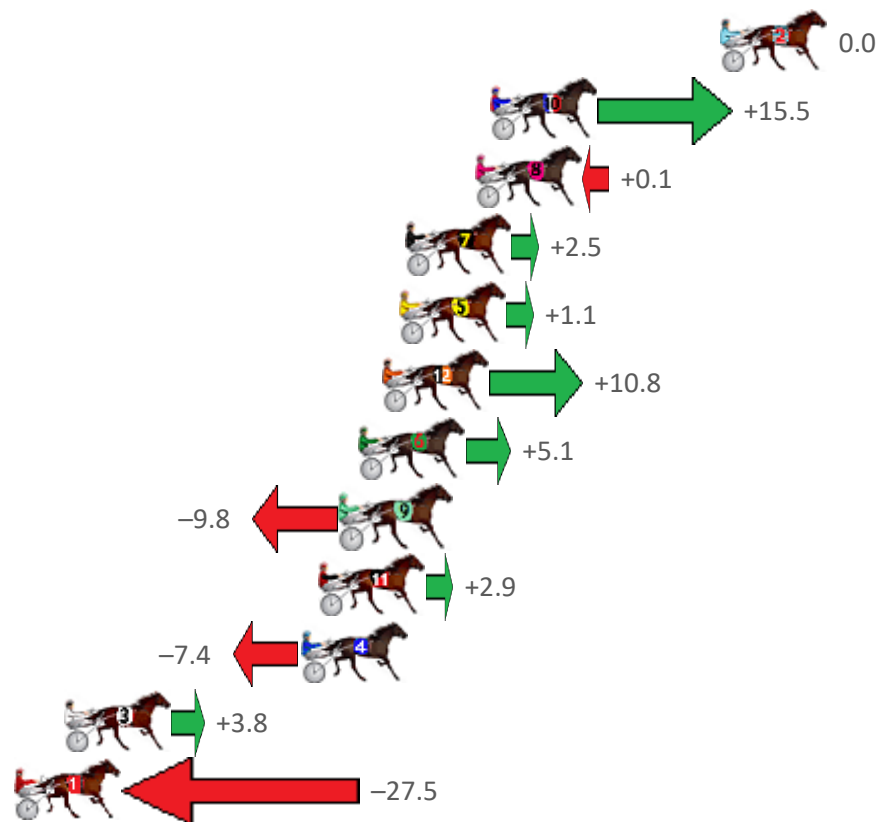
Albion Park Race 3 Distance 2138m

Tuesday, 1 June 2021

Gross Time: 2:42.70 MileRate: 2:02.40 LeadTime: 42.40s First Qtr: 31.80s Second Qtr: 30.80s Third Qtr: 28.40s Fourth Qtr: 29.30s

NoHorse	Plc	Margin	Time	800Time (W)	400 Time (W)
2 RITEUR	1	0.0m	2:42.70	57.70s (0)	29.30s (0)
10 ALADDIN SANE	2	9.1m	2:43.40	56.59s (2)	28.94s (2)
8 MIRACLE RISING	3	9.7m	2:43.45	57.69s (1)	29.38s (1)
7 MELPARK MAGIC	4	12.5m	2:43.66	57.52s (1)	29.23s (1)
5 IL PIRATA	5	12.7m	2:43.68	57.62s (0)	29.15s (0)
12 ORLANDO JOLT	6	13.4m	2:43.73	56.93s (1)	28.63s (1)
6 MAJESTIC ESS JAY	7	14.3m	2:43.80	57.33s (1)	28.94s (2)
9 IM THE COMMANDO	8	15.0m	2:43.85	58.40s (1)	30.10s (1)
11 KINGDOM COME	9	15.9m	2:43.92	57.49s (0)	29.05s (0)
4 THE REAPER	10	16.6m	2:43.98	58.23s (0)	29.75s (0)
3 HAVANA MAGIC	11	26.0m	2:44.70	57.43s (2)	29.50s (2)
1 AURORA	12	32.1m	2:45.17	59.67s (0)	31.19s (0)

Finish Position and metres gained from 800m



Sectionals
Powered by

PJ HARNESS ANALYSER

HORSE REPORTS / RAW DATA

All your sectional needs

Version 3.05
Out Now!

Check us out at www.pjdata.com.au



The Racing Queensland Board (trading as Racing Queensland) and provider are not responsible for the completeness or accuracy of any of the information contained herein, and makes no representations about its suitability for any purpose.


Albion Park Race 4 Distance 1660m

Tuesday, 1 June 2021

Gross Time: 2:00.80 MileRate: 1:57.10 LeadTime: 3.50s First Qtr: 28.40s Second Qtr: 31.90s Third Qtr: 28.80s Fourth Qtr: 28.20s

NoHorse	Plc	Margin	Time	800Time (W)	400 Time (W)
4 BETTOR WATCH HIM	1	0.0m	2:00.80	57.00s (0)	28.20s (0)
5 MOTU AMETHYST	2	4.6m	2:01.14	57.03s (0)	28.21s (0)
6 BETTOR SPORT	3	6.9m	2:01.31	57.29s (1)	28.64s (1)
7 OUR GEORGE BOSTON	4	7.3m	2:01.34	56.10s (1)	27.77s (2)
9 BETTOR MEMORIES	5	8.8m	2:01.45	56.55s (2)	28.19s (2)
2 GO AWAY	6	9.3m	2:01.49	57.13s (1)	28.38s (1)
1 LOOKS JUST RIGHT	7	11.4m	2:01.64	57.21s (0)	28.35s (0)
3 HAPPY PUBLICANS	8	13.1m	2:01.77	57.08s (1)	28.29s (1)
10 LA PISTOLA	9	13.6m	2:01.81	56.77s (0)	27.88s (1)
8 LAZY BLAZE	10	13.9m	2:01.83	57.09s (0)	28.21s (0)

Finish Position and metres gained from 800m



Sectionals
Powered by

PJ HARNESS ANALYSER Version 3.05 Out Now!
HORSE REPORTS / RAW DATA
 All your sectional needs Check us out at www.pjdata.com.au



The Racing Queensland Board (trading as Racing Queensland) and provider are not responsible for the completeness or accuracy of any of the information contained herein, and makes no representations about its suitability for any purpose.

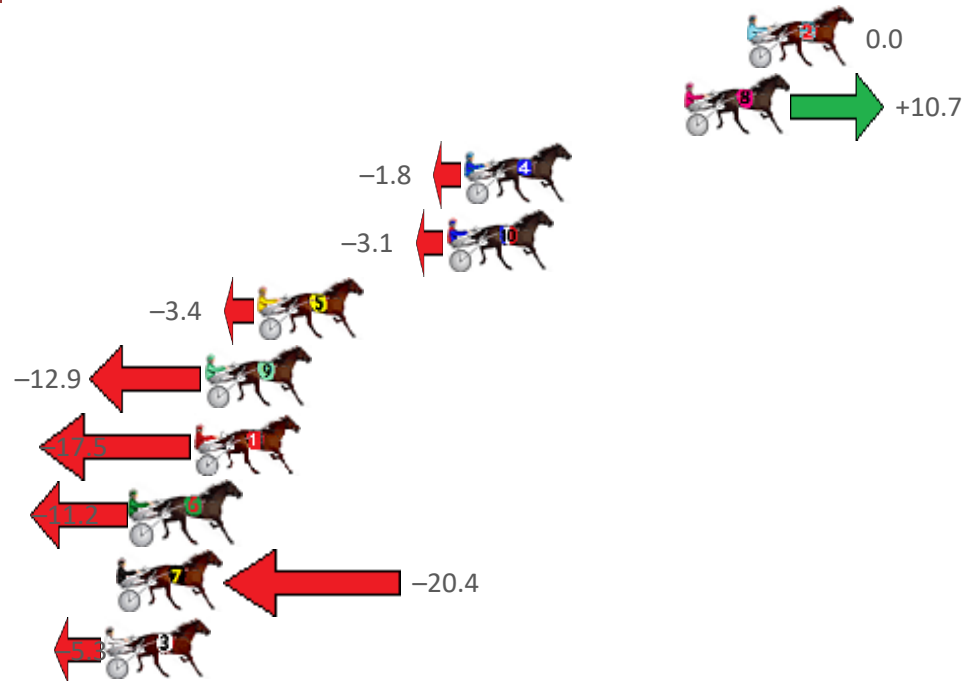
Albion Park Race 5 Distance 1660m

Tuesday, 1 June 2021

Gross Time: 1:58.00 MileRate: 1:54.40 LeadTime: 3.50s First Qtr: 27.80s Second Qtr: 30.90s Third Qtr: 27.70s Fourth Qtr: 28.10s

NoHorse	Plc	Margin	Time	800Time (W)	400 Time (W)
2 GENERAL MONTANA	1	0.0m	1:58.00	55.80s (0)	28.10s (0)
8 HEMSWORTH	2	2.5m	1:58.18	55.06s (1)	27.25s (2)
4 MISTERY ROAD	3	11.2m	1:58.83	55.92s (2)	28.51s (2)
10 NICKS PICK	4	11.9m	1:58.88	56.02s (0)	28.29s (0)
5 RINGOS A STAR	5	19.4m	1:59.43	56.04s (2)	28.73s (2)
9 UNCLE LUKEY	6	21.5m	1:59.59	56.69s (1)	28.90s (1)
1 FLO RYDA	7	21.9m	1:59.62	57.01s (0)	29.29s (0)
6 ESTARDAY	8	24.4m	1:59.80	56.58s (0)	28.85s (0)
7 BONDI SHAKE	9	25.0m	1:59.85	57.21s (1)	29.47s (1)
3 FOUR FOR FOUR	10	25.5m	1:59.88	56.17s (0)	28.40s (0)

Finish Position and metres gained from 800m



Sectionals
Powered by

PJ HARNESS ANALYSER Version 3.05 Out Now!
 HORSE REPORTS / RAW DATA
 All your sectional needs
 Check us out at www.pjdata.com.au



The Racing Queensland Board (trading as Racing Queensland) and provider are not responsible for the completeness or accuracy of any of the information contained herein, and makes no representations about its suitability for any purpose.

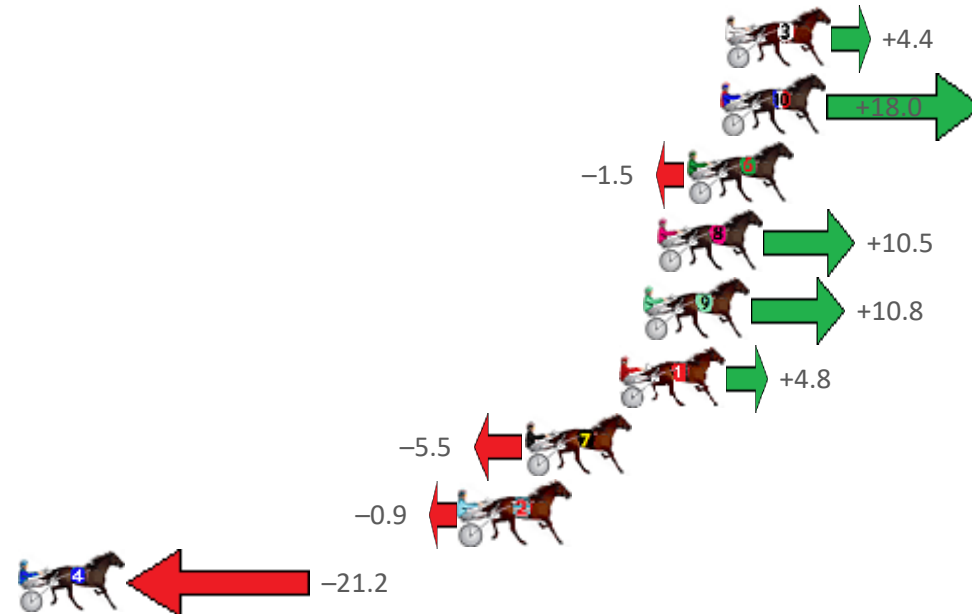
Albion Park Race 6 Distance 1660m

Tuesday, 1 June 2021

Gross Time: 1:59.80 MileRate: 1:56.20 LeadTime: 3.50s First Qtr: 28.90s Second Qtr: 29.60s Third Qtr: 28.60s Fourth Qtr: 29.20s

NoHorse	Plc	Margin	Time	800Time (W)	400 Time (W)
3 NINA SIMONE	1	0.0m	1:59.80	57.48s (0)	28.87s (0)
10 CROWN MOJO	2	0.2m	1:59.82	56.51s (1)	28.52s (2)
6 COPPICE	3	1.5m	1:59.91	57.91s (0)	29.31s (0)
8 SHEZ ALL STYLE	4	2.7m	2:00.01	57.05s (0)	28.67s (1)
9 LANCELOT BROMAC	5	3.2m	2:00.05	57.02s (1)	29.07s (2)
1 FEELS LIKA BOSS	6	4.2m	2:00.12	57.46s (0)	28.85s (0)
7 POOR MANS DELIGHT	7	7.9m	2:00.41	58.20s (1)	29.72s (1)
2 TORQUE IN CONTROL	8	10.5m	2:00.60	57.86s (1)	29.58s (1)
4 PROMISES MADE	9	40.4m	2:02.89	59.32s (0)	30.96s (0)

Finish Position and metres gained from 800m



Sectionals
Powered by

PJ HARNESS ANALYSER Version 3.05 Out Now!
HORSE REPORTS / RAW DATA
 All your sectional needs Check us out at www.pjdata.com.au



The Racing Queensland Board (trading as Racing Queensland) and provider are not responsible for the completeness or accuracy of any of the information contained herein, and makes no representations about its suitability for any purpose.


Albion Park Race 7 Distance 2138m

Tuesday, 1 June 2021

Gross Time: 2:36.70 MileRate: 1:58.00 LeadTime: 38.50s First Qtr: 31.50s Second Qtr: 31.10s Third Qtr: 28.20s Fourth Qtr: 27.40s

NoHorse	Plc	Margin	Time	800Time (W)	400 Time (W)
2 ITZ MAJOR RICH	1	0.0m	2:36.70	55.60s (0)	27.40s (0)
1 SNOOP STRIDE	2	1.5m	2:36.81	55.41s (0)	27.22s (0)
4 TARGARYEN	3	5.3m	2:37.08	55.70s (1)	27.62s (1)
10 LUVHAVINFUN	4	6.0m	2:37.13	55.16s (1)	27.30s (2)
11 ITS SUPER EASY	5	8.1m	2:37.28	55.00s (1)	27.09s (2)
12 CALL ME KEITH	6	9.4m	2:37.38	54.78s (1)	26.95s (1)
8 MORESCO	7	10.2m	2:37.44	55.71s (0)	27.48s (0)
3 HELLO ITS ME	8	12.4m	2:37.59	55.90s (1)	27.80s (1)
7 RAANI	9	12.4m	2:37.59	54.59s (1)	26.84s (1)
6 JILLIBY JACKPOT	10	13.3m	2:37.66	55.62s (0)	27.54s (1)

Finish Position and metres gained from 800m



Sectionals
Powered by

PJ HARNESS ANALYSER Version 3.05 Out Now!
HORSE REPORTS / RAW DATA
 All your sectional needs Check us out at www.pjdata.com.au



The Racing Queensland Board (trading as Racing Queensland) and provider are not responsible for the completeness or accuracy of any of the information contained herein, and makes no representations about its suitability for any purpose.

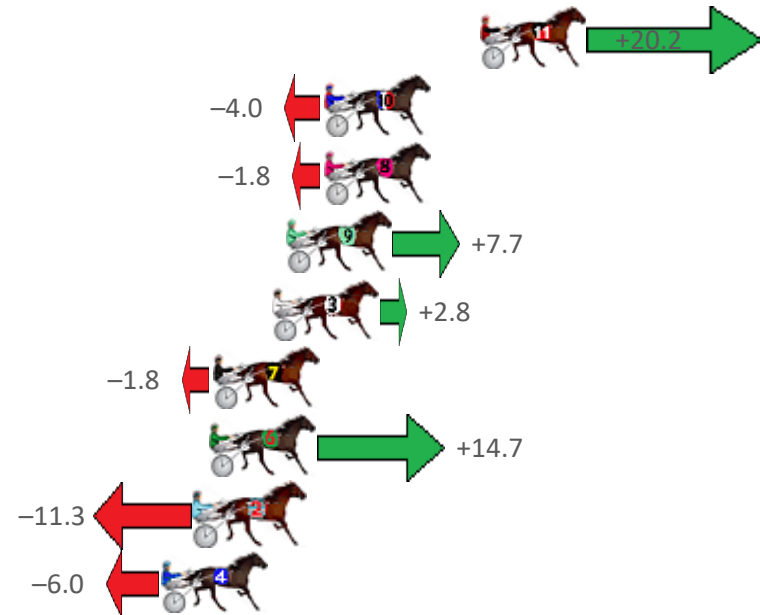
Albion Park Race 8 Distance 2138m

Tuesday, 1 June 2021

Gross Time: 2:35.00 MileRate: 1:56.70 LeadTime: 37.30s First Qtr: 29.40s Second Qtr: 31.10s Third Qtr: 28.40s Fourth Qtr: 28.80s

NoHorse	Plc	Margin	Time	800Time (W)	400 Time (W)
11 RUN BOY RUN	1	0.0m	2:35.00	55.76s (1)	27.47s (1)
10 MOHS EM DOWN	2	6.2m	2:35.47	57.48s (1)	29.24s (1)
8 SABRAGE	3	6.2m	2:35.47	57.33s (0)	28.94s (0)
9 CHANTREY	4	7.7m	2:35.58	56.65s (1)	28.38s (1)
3 HUNTAWAY	5	8.2m	2:35.62	57.00s (1)	28.76s (1)
7 SOME EXCUSESOMEW	6	10.6m	2:35.80	57.33s (0)	28.96s (0)
6 CLARRY	7	10.7m	2:35.81	56.15s (1)	28.01s (0)
2 FEEL THE REIGN	8	11.3m	2:35.85	58.00s (0)	29.61s (0)
4 SPRING CAMPAIGN	9	12.6m	2:35.95	57.63s (1)	29.39s (1)

Finish Position and metres gained from 800m



Sectionals
Powered by

PJ HARNESS ANALYSER Version 3.05 Out Now!
HORSE REPORTS / RAW DATA
 All your sectional needs Check us out at www.pjdata.com.au



The Racing Queensland Board (trading as Racing Queensland) and provider are not responsible for the completeness or accuracy of any of the information contained herein, and makes no representations about its suitability for any purpose.

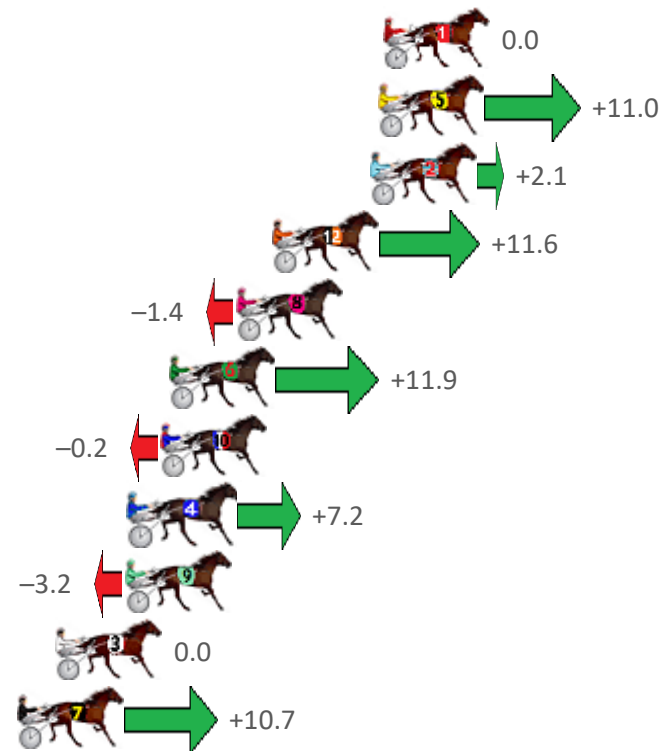
Albion Park Race 9 Distance 2138m

Tuesday, 1 June 2021

Gross Time: 2:36.60 MileRate: 1:57.80 LeadTime: 39.00s First Qtr: 30.20s Second Qtr: 30.80s Third Qtr: 28.50s Fourth Qtr: 28.10s

NoHorse	Plc	Margin	Time	800Time (W)	400 Time (W)
1 MAJOR MUCHA	1	0.0m	2:36.60	56.60s (0)	28.10s (0)
5 VIRGIL	2	0.2m	2:36.61	55.83s (1)	27.25s (1)
2 OAXACAN DREAM	3	0.5m	2:36.64	56.45s (1)	27.94s (1)
12 THE DEMOCRAT	4	4.4m	2:36.92	55.78s (1)	27.22s (1)
8 OH I AM THE ONE	5	5.8m	2:37.03	56.70s (0)	28.17s (0)
6 CLASSIE AMERICAN	6	8.5m	2:37.23	55.76s (1)	27.20s (1)
10 PARISIAN ROCKSTAR	7	8.8m	2:37.25	56.61s (0)	27.99s (0)
4 WE SALUTE YOU	8	10.0m	2:37.34	56.09s (0)	27.43s (0)
9 KATAMACH	9	10.2m	2:37.35	56.83s (1)	28.27s (1)
3 COLONEL JOY	10	13.0m	2:37.56	56.60s (0)	27.97s (0)
7 ROCKN BRUSHGROVE	11	14.5m	2:37.67	55.85s (1)	27.28s (1)

Finish Position and metres gained from 800m



Sectionals
Powered by

PJ HARNESS ANALYSER Version 3.05 Out Now!
HORSE REPORTS / RAW DATA
 All your sectional needs Check us out at www.pjdata.com.au



The Racing Queensland Board (trading as Racing Queensland) and provider are not responsible for the completeness or accuracy of any of the information contained herein, and makes no representations about its suitability for any purpose.

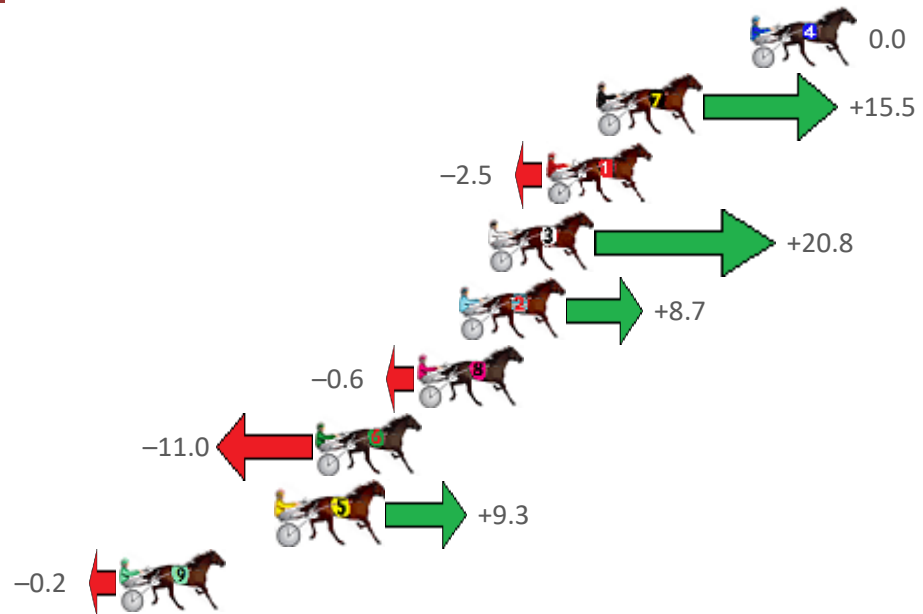
Albion Park Race 10 Distance 1660m

Tuesday, 1 June 2021

Gross Time: 1:56.60 MileRate: 1:53.00 LeadTime: 3.50s First Qtr: 27.20s Second Qtr: 28.60s Third Qtr: 27.80s Fourth Qtr: 29.50s

No	Horse	Plc	Margin	Time	800Time (W)	400 Time (W)
4	AT WEST POINT	1	0.0m	1:56.60	57.30s (0)	29.50s (0)
7	MONTANA CHIEF	2	6.1m	1:57.07	56.20s (0)	28.79s (0)
1	SQUIRE	3	8.1m	1:57.23	57.48s (0)	29.58s (0)
3	DELIGHTFUL MAJOR	4	10.4m	1:57.40	55.82s (1)	28.65s (0)
2	COMMODORE JUJON	5	11.5m	1:57.49	56.68s (1)	29.24s (2)
8	WHISKEY BLAZE	6	13.2m	1:57.62	57.34s (0)	29.54s (1)
6	PEMBROOKS PASSION	7	17.2m	1:57.93	58.08s (1)	30.20s (1)
5	INVINCIBLE LOXTON	8	18.7m	1:58.05	56.64s (2)	28.63s (0)
9	STRADDIE	9	25.0m	1:58.53	57.31s (1)	29.76s (1)

Finish Position and metres gained from 800m



Sectionals
Powered by

PJ

HARNES ANALYSER

HORSE REPORTS / RAW DATA

All your sectional needs

Check us out at www.pjdata.com.au

Version 3.05
Out Now!

The Racing Queensland Board (trading as Racing Queensland) and provider are not responsible for the completeness or accuracy of any of the information contained herein, and makes no representations about its suitability for any purpose.