


Albion Park Race 1 Distance 2138m

Tuesday, 25 May 2021

Gross Time: 2:43.20 MileRate: 2:01.70 LeadTime: 41.70s First Qtr: 31.60s Second Qtr: 31.80s Third Qtr: 28.50s Fourth Qtr: 29.60s

No Horse	Plc	Margin	Time	800Time (W)	400 Time (W)
10 JANSSON	1	0.0m	2:43.20	57.78s (0)	29.25s (0)
3 GUNNER	2	0.2m	2:43.22	58.11s (0)	29.61s (0)
5 CHASING GREAT	3	1.4m	2:43.31	57.85s (1)	29.29s (1)
7 RITEUR	4	3.0m	2:43.43	57.68s (1)	29.10s (1)
13 IM THE COMMANDO	5	9.4m	2:43.93	57.23s (1)	28.42s (1)
4 DOWN UNDER RORS	6	10.8m	2:44.04	57.93s (0)	29.28s (0)
8 THE REAPER	7	11.5m	2:44.09	57.99s (1)	29.33s (1)
1 NORAHS FLING	8	12.9m	2:44.20	58.40s (0)	29.77s (0)
9 SHEGOTSASS	9	16.9m	2:44.51	58.06s (1)	29.30s (1)
2 JUST CALL ME MOLLY	10	19.6m	2:44.72	57.97s (0)	29.23s (0)
11 AURORA	11	25.5m	2:45.18	58.68s (0)	30.03s (0)
6 AVEROSS DON	12	31.7m	2:45.66	58.50s (0)	29.42s (1)

Finish Position and metres gained from 800m



Sectionals
Powered by

PJ HARNESS ANALYSER Version 3.05 Out Now!
HORSE REPORTS / RAW DATA
 All your sectional needs Check us out at www.pjdata.com.au



The Racing Queensland Board (trading as Racing Queensland) and provider are not responsible for the completeness or accuracy of any of the information contained herein, and makes no representations about its suitability for any purpose.

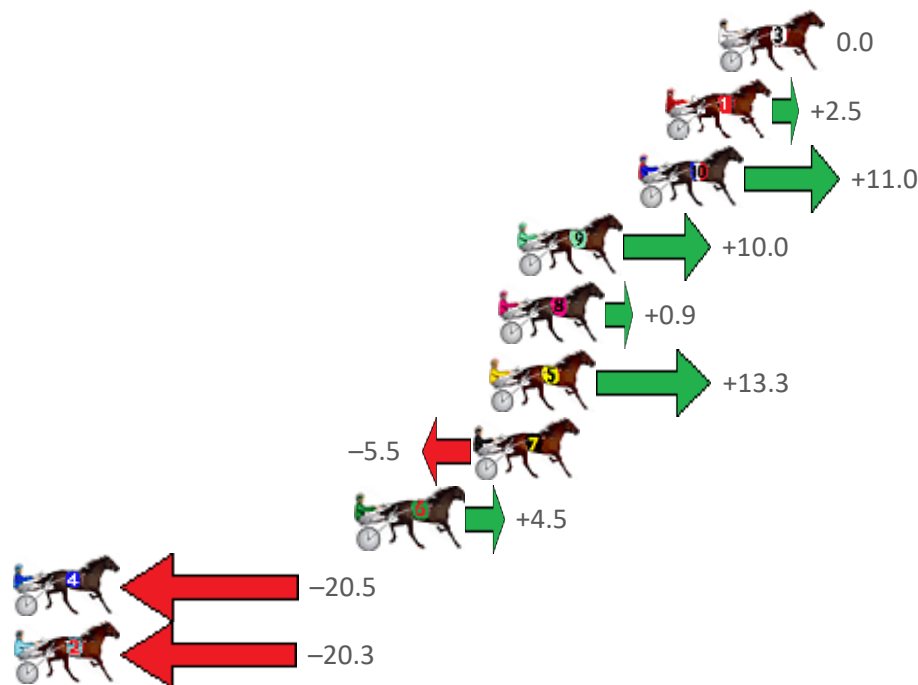
Albion Park Race 2 Distance 1660m

Tuesday, 25 May 2021

Gross Time: 2:01.00 MileRate: 1:57.30 LeadTime: 3.40s First Qtr: 27.90s Second Qtr: 31.10s Third Qtr: 29.20s Fourth Qtr: 29.40s

No Horse	Plc	Margin	Time	800Time (W)	400 Time (W)
3 AWAYWEGO	1	0.0m	2:01.00	58.60s (0)	29.40s (0)
1 ZARAS A TREASURE	2	2.1m	2:01.16	58.42s (0)	29.23s (0)
10 SPEAK THE TRUTH	3	3.2m	2:01.25	57.80s (0)	28.51s (0)
9 O B LEGAL	4	8.0m	2:01.62	57.87s (1)	28.67s (2)
8 GULMARG	5	8.7m	2:01.67	58.53s (0)	29.23s (0)
5 TORQUE TOTHE MUSIC	6	9.1m	2:01.70	57.63s (1)	28.41s (1)
7 IMA CHICK MAGNET	7	9.7m	2:01.75	59.00s (1)	29.92s (1)
6 MAYWYN MACDUFF	8	14.3m	2:02.10	58.27s (0)	28.97s (0)
4 BEACH ON FIRE	9	29.5m	2:03.27	60.09s (1)	30.75s (1)
2 RAMBLING ON	10	33.9m	2:03.61	60.08s (1)	30.75s (1)

Finish Position and metres gained from 800m



Sectionals
Powered by

PJ HARNESS ANALYSER Version 3.05 Out Now!
HORSE REPORTS / RAW DATA
 All your sectional needs Check us out at www.pjdata.com.au



The Racing Queensland Board (trading as Racing Queensland) and provider are not responsible for the completeness or accuracy of any of the information contained herein, and makes no representations about its suitability for any purpose.

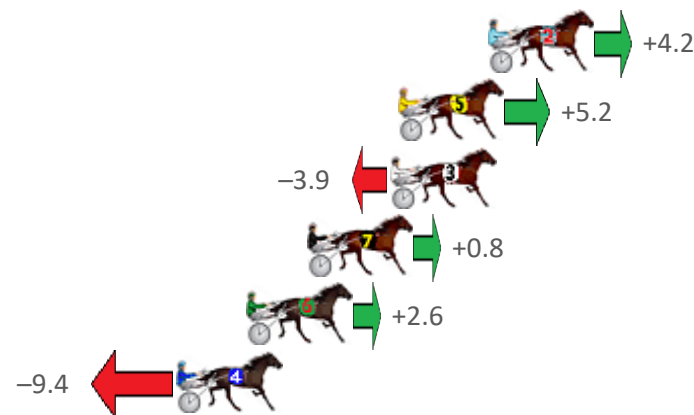
Albion Park Race 3 Distance 2647m

Tuesday, 25 May 2021

Gross Time: 3:18.00 MileRate: 2:00.40 LeadTime: 83.00s First Qtr: 29.00s Second Qtr: 29.60s Third Qtr: 28.40s Fourth Qtr: 28.00s

No Horse	Plc	Margin	Time	800Time (W)	400 Time (W)
2 KENSINGTON BILL	1	0.0m	3:18.00	56.11s (0)	27.71s (0)
5 LEOS BEST	2	3.6m	3:18.26	56.04s (0)	27.72s (1)
3 MISTERFREEZE	3	3.9m	3:18.29	56.67s (0)	28.27s (0)
7 TENNYSON BROMAC	4	7.2m	3:18.53	56.34s (1)	27.99s (2)
6 WATCH PULP FICTION	5	9.6m	3:18.71	56.22s (1)	28.56s (2)
4 INVINCIBLE LOXTON	6	12.4m	3:18.91	57.06s (1)	28.68s (1)

Finish Position and metres gained from 800m



Sectionals
Powered by

PJ HARNESS ANALYSER Version 3.05 Out Now!
HORSE REPORTS / RAW DATA
 All your sectional needs Check us out at www.pjdata.com.au



The Racing Queensland Board (trading as Racing Queensland) and provider are not responsible for the completeness or accuracy of any of the information contained herein, and makes no representations about its suitability for any purpose.

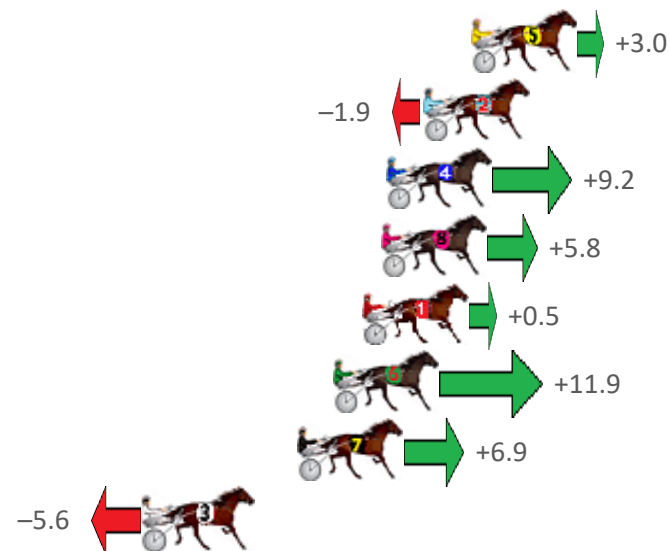
Albion Park Race 4 Distance 1660m

Tuesday, 25 May 2021

Gross Time: 1:58.70 MileRate: 1:55.00 LeadTime: 3.40s First Qtr: 28.20s Second Qtr: 30.80s Third Qtr: 27.40s Fourth Qtr: 28.90s

No Horse	Plc	Margin	Time	800Time (W)	400 Time (W)
5 PEMBROOKS PASSION	1	0.0m	1:58.70	56.09s (1)	28.84s (1)
2 ROCKN BRUSHGROVE	2	1.9m	1:58.84	56.43s (0)	29.04s (0)
4 WHISKEY BLAZE	3	3.4m	1:58.96	55.66s (1)	28.21s (1)
8 MONTANA CHIEF	4	3.6m	1:58.97	55.89s (0)	28.40s (0)
1 CLASSIE AMERICAN	5	4.3m	1:59.03	56.27s (0)	28.78s (0)
6 JUMPING JOLT	6	5.5m	1:59.12	55.47s (1)	28.06s (1)
7 MY MASTERCRAFTSMA	7	6.9m	1:59.22	55.82s (0)	28.30s (0)
3 CLARKEY	8	13.0m	1:59.69	56.69s (1)	29.22s (1)

Finish Position and metres gained from 800m



Sectionals
Powered by

PJ HARNESS ANALYSER Version 3.05 Out Now!
HORSE REPORTS / RAW DATA
 All your sectional needs Check us out at www.pjdata.com.au



The Racing Queensland Board (trading as Racing Queensland) and provider are not responsible for the completeness or accuracy of any of the information contained herein, and makes no representations about its suitability for any purpose.

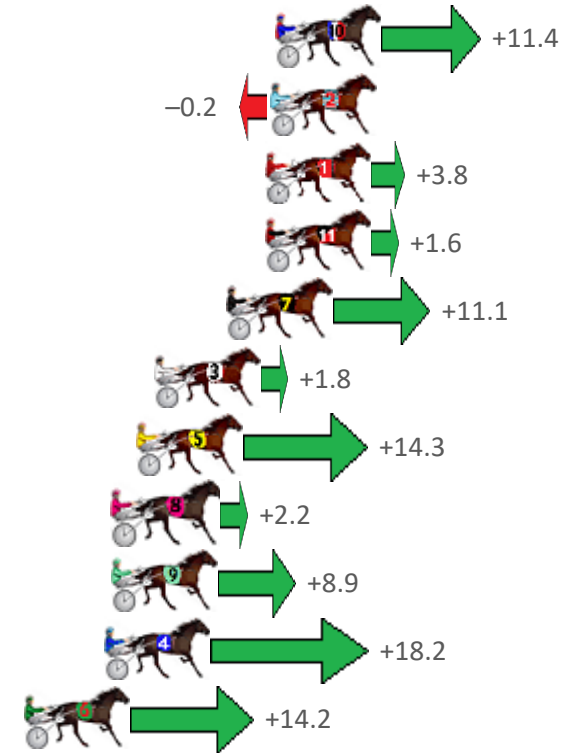
Albion Park Race 5 Distance 2138m

Tuesday, 25 May 2021

Gross Time: 2:37.10 MileRate: 1:58.30 LeadTime: 38.90s First Qtr: 30.80s Second Qtr: 30.50s Third Qtr: 28.30s Fourth Qtr: 28.60s

No Horse	Plc	Margin	Time	800Time (W)	400 Time (W)
10 RAANI	1	0.0m	2:37.10	56.09s (1)	28.27s (2)
2 PARATROUPER	2	0.2m	2:37.12	56.91s (0)	28.61s (0)
1 MAJOR LESTER	3	0.4m	2:37.13	56.63s (0)	28.32s (0)
11 CALL ME KEITH	4	0.4m	2:37.13	56.79s (1)	28.59s (1)
7 RECIPE FOR DREAMING	5	1.9m	2:37.24	56.11s (0)	27.90s (1)
3 BONDI SHAKE	6	4.8m	2:37.46	56.77s (1)	28.53s (1)
5 BETTOR MEMORIES	7	5.5m	2:37.51	55.89s (1)	27.81s (2)
8 FORTES IN FIDE	8	6.4m	2:37.58	56.74s (0)	28.40s (0)
9 LANCELOT BROMAC	9	6.5m	2:37.59	56.27s (1)	28.24s (2)
4 NOT THE KINGSWOOD	10	6.8m	2:37.61	55.61s (0)	28.00s (0)
6 SNOOP STRIDE	11	10.0m	2:37.85	55.90s (1)	28.49s (3)

Finish Position and metres gained from 800m



Sectionals
Powered by

PJ HARNESS ANALYSER Version 3.05 Out Now!
HORSE REPORTS / RAW DATA
 All your sectional needs Check us out at www.pjdata.com.au



The Racing Queensland Board (trading as Racing Queensland) and provider are not responsible for the completeness or accuracy of any of the information contained herein, and makes no representations about its suitability for any purpose.

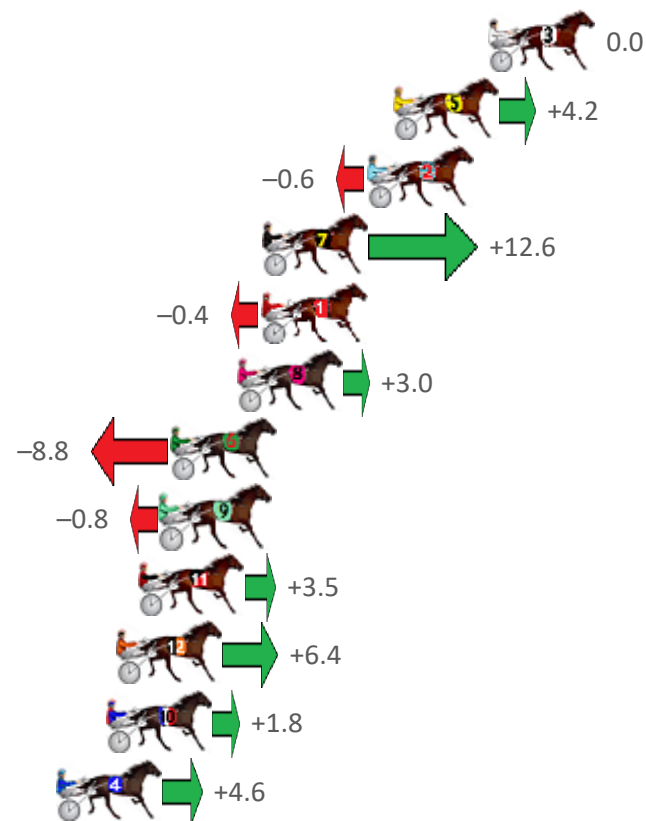
Albion Park Race 6 Distance 2138m

Tuesday, 25 May 2021

Gross Time: 2:37.30 MileRate: 1:58.40 LeadTime: 39.00s First Qtr: 31.30s Second Qtr: 31.00s Third Qtr: 28.00s Fourth Qtr: 28.00s

No Horse	Plc	Margin	Time	800Time (W)	400 Time (W)
3 ITZ MAJOR RICH	1	0.0m	2:37.30	56.00s (0)	28.00s (0)
5 HOT N GOLD	2	3.8m	2:37.58	55.71s (1)	27.89s (2)
2 FAIRIESDELIGHT	3	4.8m	2:37.65	56.04s (0)	28.04s (0)
7 HELLO ITS ME	4	9.0m	2:37.96	55.12s (2)	27.61s (2)
1 RINGOS A STAR	5	9.0m	2:37.96	56.03s (0)	28.01s (0)
8 MAGICOL IDEAL	6	10.0m	2:38.04	55.79s (0)	27.78s (0)
6 FRANCO NATHAN	7	12.6m	2:38.23	56.61s (1)	28.65s (1)
9 BETTOR SPORT	8	13.0m	2:38.26	56.06s (1)	28.36s (1)
11 ILLAWONG DREAMTIM	9	13.9m	2:38.32	55.76s (0)	27.74s (0)
12 ROCKINDOWNUNDER	10	14.8m	2:38.39	55.55s (1)	28.18s (1)
10 DOCTA FEELGOOD	11	15.2m	2:38.42	55.87s (1)	28.38s (2)
4 GINATIANO	12	17.2m	2:38.57	55.68s (0)	27.85s (1)

Finish Position and metres gained from 800m



Sectionals
Powered by

PJ HARNESS ANALYSER

HORSE REPORTS / RAW DATA

All your sectional needs

Version 3.05
Out Now!

Check us out at www.pjdata.com.au



The Racing Queensland Board (trading as Racing Queensland) and provider are not responsible for the completeness or accuracy of any of the information contained herein, and makes no representations about its suitability for any purpose.

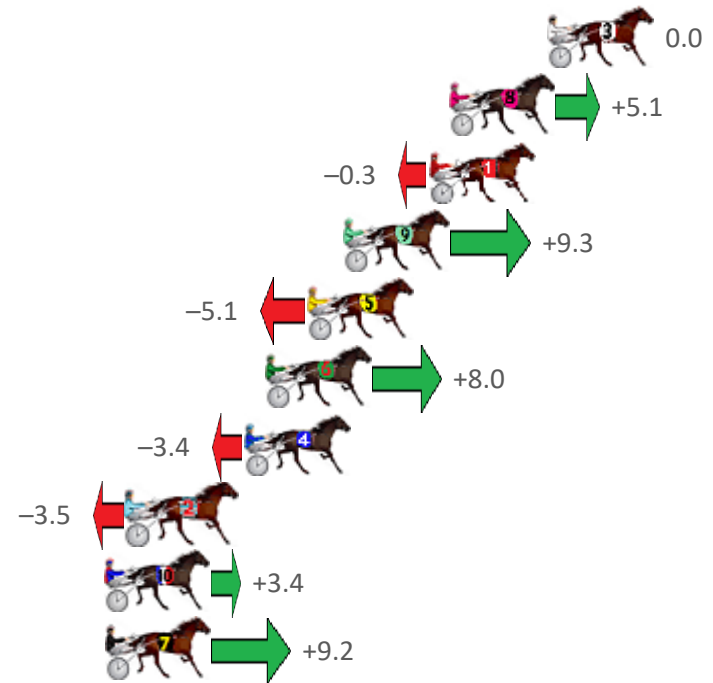
Albion Park Race 7 Distance 1660m

Tuesday, 25 May 2021

Gross Time: 1:57.90 MileRate: 1:54.30 LeadTime: 3.30s First Qtr: 27.80s Second Qtr: 30.30s Third Qtr: 28.00s Fourth Qtr: 28.50s

No Horse	Plc	Margin	Time	800Time (W)	400 Time (W)
3 SABRAGE	1	0.0m	1:57.90	56.50s (0)	28.50s (0)
8 DREAM TO SHARE	2	3.9m	1:58.19	56.14s (0)	28.14s (0)
1 HUNTAWAY	3	4.7m	1:58.25	56.52s (0)	28.52s (0)
9 RUN BOY RUN	4	8.1m	1:58.51	55.85s (1)	27.74s (1)
5 CHANTREY	5	9.5m	1:58.61	56.86s (1)	28.80s (1)
6 SOME EXCUSESOMEW	6	11.2m	1:58.74	55.94s (0)	28.22s (0)
4 FEEL THE REIGN	7	12.0m	1:58.80	56.74s (1)	28.66s (1)
2 INTRANSIT	8	16.7m	1:59.15	56.75s (1)	28.66s (1)
10 KINGOFTHESTARS	9	17.6m	1:59.22	56.26s (2)	28.81s (2)
7 CLARRY	10	17.6m	1:59.22	55.85s (2)	28.53s (2)

Finish Position and metres gained from 800m



Sectionals
Powered by

PJ HARNESS ANALYSER Version 3.05 Out Now!
HORSE REPORTS / RAW DATA
 All your sectional needs Check us out at www.pjdata.com.au



The Racing Queensland Board (trading as Racing Queensland) and provider are not responsible for the completeness or accuracy of any of the information contained herein, and makes no representations about its suitability for any purpose.

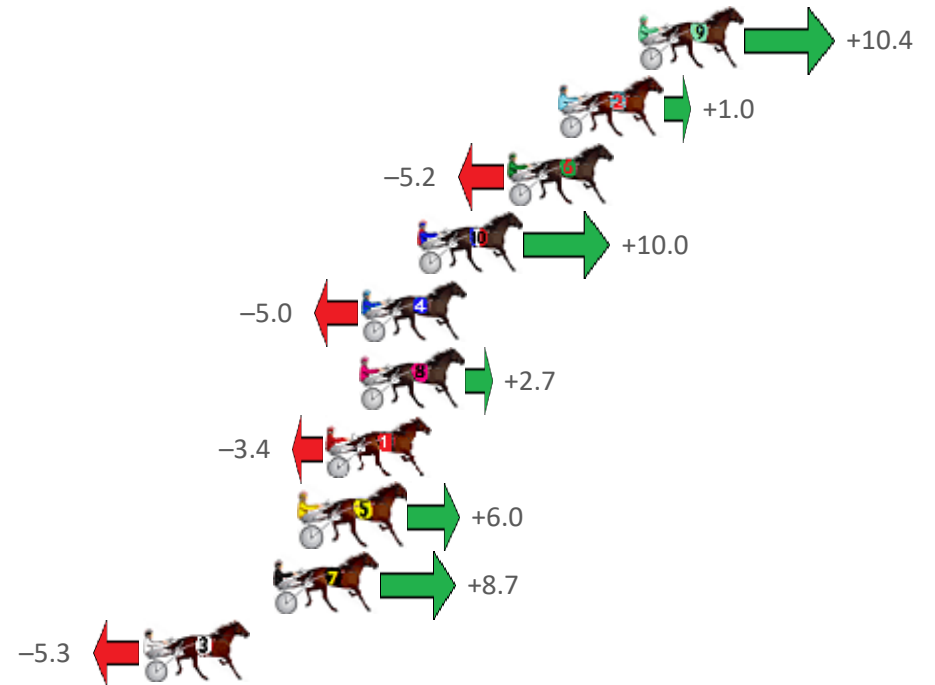
Albion Park Race 8 Distance 1660m

Tuesday, 25 May 2021

Gross Time: 1:58.80 MileRate: 1:55.20 LeadTime: 3.30s First Qtr: 27.40s Second Qtr: 31.20s Third Qtr: 28.80s Fourth Qtr: 28.10s

No Horse	Plc	Margin	Time	800Time (W)	400 Time (W)
9 CAUTIVAR	1	0.0m	1:58.80	56.16s (1)	27.58s (2)
2 ARTHUR LOWE	2	3.2m	1:59.04	56.83s (0)	28.03s (0)
6 PARAVANI	3	5.2m	1:59.18	57.27s (0)	28.46s (0)
10 DYNAMIC BROMAC	4	8.8m	1:59.45	56.19s (1)	27.85s (2)
4 COURAGEOUS SAINT	5	11.0m	1:59.61	57.25s (1)	28.58s (1)
8 COREY WILLIAM	6	11.1m	1:59.62	56.71s (0)	27.98s (0)
1 COLONEL JOY	7	12.4m	1:59.72	57.14s (0)	28.37s (0)
5 COMMODORE JUJON	8	13.4m	1:59.79	56.48s (0)	27.81s (0)
7 MUCH BETTOR	9	14.5m	1:59.87	56.28s (1)	27.87s (1)
3 PSYCHEDELIC	10	19.7m	2:00.25	57.27s (1)	28.62s (1)

Finish Position and metres gained from 800m



Sectionals
Powered by

PJ HARNESS ANALYSER Version 3.05 Out Now!
HORSE REPORTS / RAW DATA
 All your sectional needs Check us out at www.pjdata.com.au



The Racing Queensland Board (trading as Racing Queensland) and provider are not responsible for the completeness or accuracy of any of the information contained herein, and makes no representations about its suitability for any purpose.

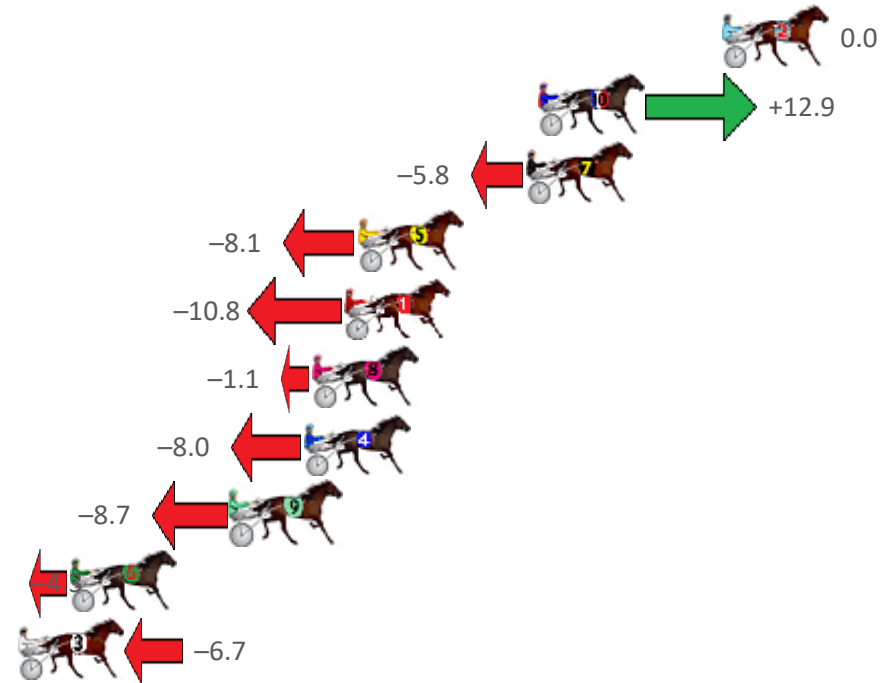
Albion Park Race 9 Distance 1660m

Tuesday, 25 May 2021

Gross Time: 1:58.30 MileRate: 1:54.70 LeadTime: 3.40s First Qtr: 28.10s Second Qtr: 30.70s Third Qtr: 28.40s Fourth Qtr: 27.70s

No Horse	Plc	Margin	Time	800Time (W)	400 Time (W)
2 OHOKA CHOPPER	1	0.0m	1:58.30	56.10s (0)	27.70s (0)
10 LUVHAVINFUN	2	7.3m	1:58.83	55.20s (1)	27.38s (2)
7 ITS MR CLOONEY	3	7.8m	1:58.87	56.50s (1)	28.07s (1)
5 JILLIBY JACKPOT	4	14.5m	1:59.36	56.66s (1)	28.16s (1)
1 CASHWRANGS SMOKER	5	15.0m	1:59.39	56.85s (0)	28.40s (0)
8 SCOTCH EN ICE	6	16.3m	1:59.49	56.18s (1)	28.29s (2)
4 NIKALONG HENRY	7	16.6m	1:59.51	56.66s (0)	28.06s (0)
9 THERESACHANCE	8	19.5m	1:59.72	56.71s (1)	28.12s (1)
6 WITH AUTHORITY	9	25.9m	2:00.19	56.40s (0)	28.30s (0)
3 GOING FOR GOLD	10	43.7m	2:01.48	56.57s (0)	28.44s (0)

Finish Position and metres gained from 800m



Sectionals
Powered by

The Racing Queensland Board (trading as Racing Queensland) and provider are not responsible for the completeness or accuracy of any of the information contained herein, and makes no representations about its suitability for any purpose.

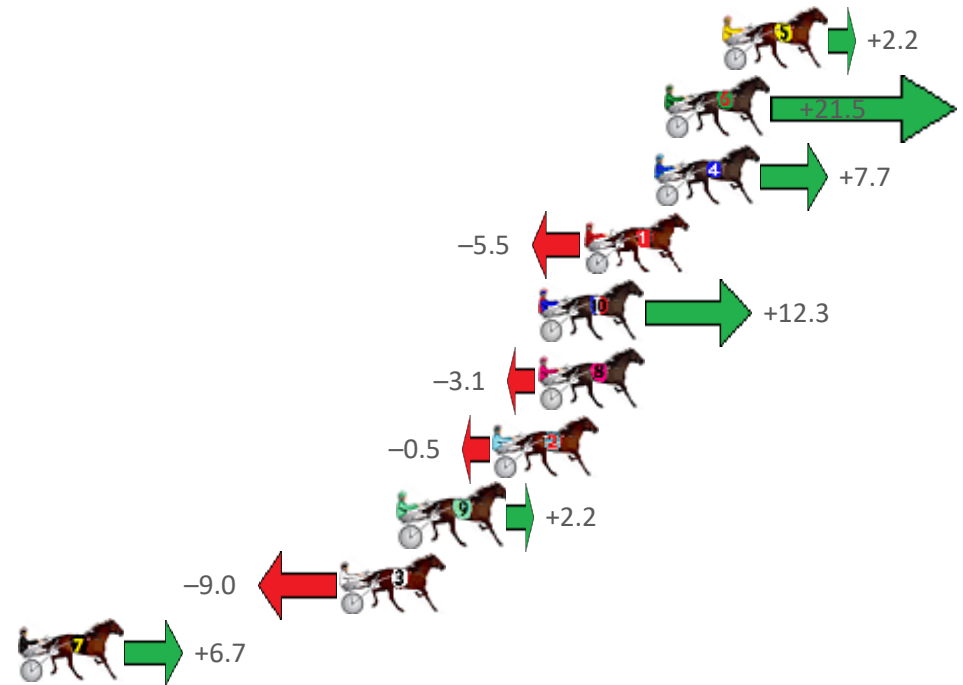
Albion Park Race 10 Distance 1660m

Tuesday, 25 May 2021

Gross Time: 2:01.20 MileRate: 1:57.50 LeadTime: 3.30s First Qtr: 27.50s Second Qtr: 31.60s Third Qtr: 29.50s Fourth Qtr: 29.30s

No Horse	Plc	Margin	Time	800Time (W)	400 Time (W)
5 COPPICE	1	0.0m	2:01.20	58.64s (1)	29.30s (1)
6 ESTARDAY	2	2.3m	2:01.38	57.23s (1)	28.33s (2)
4 TORQUE IN CONTROL	3	2.7m	2:01.41	58.24s (1)	29.05s (2)
1 GUTS	4	5.5m	2:01.62	59.20s (0)	29.64s (0)
10 LAZY BLAZE	5	7.3m	2:01.76	57.90s (1)	29.00s (2)
8 BETTOR WATCH HIM	6	7.3m	2:01.76	59.03s (0)	29.42s (0)
2 ROWDYS ACE	7	9.1m	2:01.90	58.84s (0)	29.19s (0)
9 LIFEINHEAVEN	8	12.8m	2:02.18	58.64s (1)	29.30s (1)
3 BAILEYS WITH LEGS	9	15.2m	2:02.37	59.46s (1)	30.06s (1)
7 OUR GEORGE BOSTON	10	43.3m	2:04.53	58.31s (0)	29.69s (0)

Finish Position and metres gained from 800m



Sectionals
Powered by

PJ HARNESS ANALYSER

HORSE REPORTS / RAW DATA

All your sectional needs

Version 3.05
Out Now!

Check us out at www.pjdata.com.au



The Racing Queensland Board (trading as Racing Queensland) and provider are not responsible for the completeness or accuracy of any of the information contained herein, and makes no representations about its suitability for any purpose.