

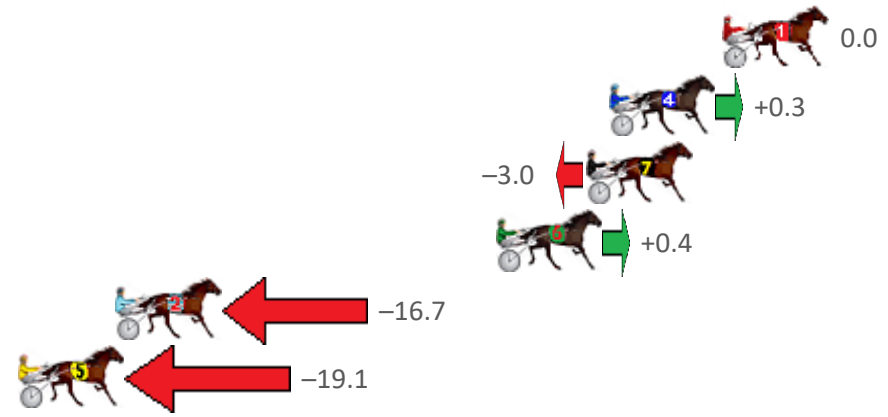
Marburg Race 1 Distance 1850m

Sunday, 23 May 2021

Gross Time: 2:15.70 MileRate: 1:58.10 LeadTime: 16.80s First Qtr: 31.10s Second Qtr: 30.70s Third Qtr: 28.00s Fourth Qtr: 29.10s

No Horse	Plc	Margin	Time	800Time (W)	400 Time (W)
1 ADRENALINE RUSH	1	0.0m	2:15.70	57.10s (0)	29.10s (0)
4 GOSLING IN FLIGHT	2	4.5m	2:16.04	57.08s (0)	29.12s (0)
7 BEEF CITY BLAZE	3	5.4m	2:16.11	57.31s (1)	29.30s (1)
6 SPEED DIAL	4	9.0m	2:16.39	57.07s (0)	29.09s (1)
2 CIRCLE LINE	5	24.1m	2:17.54	58.29s (1)	29.87s (1)
5 KEAYANG SPONGE BOB	6	31.5m	2:18.10	58.46s (1)	30.11s (1)

Finish Position and metres gained from 800m



Sectionals
Powered by

PJ HARNESS ANALYSER Version 3.05 Out Now!
HORSE REPORTS / RAW DATA
 All your sectional needs Check us out at www.pjdata.com.au



The Racing Queensland Board (trading as Racing Queensland) and provider are not responsible for the completeness or accuracy of any of the information contained herein, and makes no representations about its suitability for any purpose.

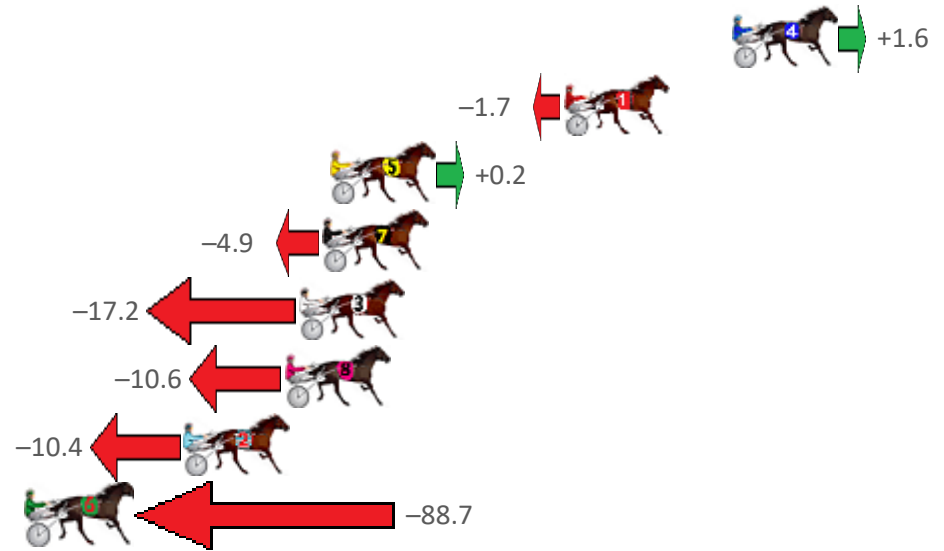
Marburg Race 2 Distance 1850m

Sunday, 23 May 2021

Gross Time: 2:18.70 MileRate: 2:00.60 LeadTime: 17.20s First Qtr: 31.00s Second Qtr: 30.70s Third Qtr: 29.40s Fourth Qtr: 30.40s

No Horse	Plc	Margin	Time	800Time (W)	400 Time (W)
4 CHASIN DREAMZ	1	0.0m	2:18.70	59.68s (1)	30.35s (1)
1 MAGHERA MAGGIE	2	6.7m	2:19.23	59.93s (0)	30.47s (0)
5 KISS THE AVIATOR	3	16.0m	2:19.97	59.79s (1)	30.52s (1)
7 LEAPING LEO	4	16.3m	2:20.00	60.16s (1)	30.92s (2)
3 GRINYDONTCHA	5	17.2m	2:20.07	61.08s (0)	31.70s (0)
8 REDDY FIRE	6	17.8m	2:20.12	60.59s (1)	31.13s (1)
2 DARTESIAN	7	21.8m	2:20.43	60.57s (0)	31.29s (0)
6 TEACHERS PET	8	238.7m	2:37.69	66.39s (0)	34.08s (0)

Finish Position and metres gained from 800m



Sectionals
Powered by

PJ HARNESS ANALYSER

HORSE REPORTS / RAW DATA

Version 3.05
Out Now!

All your sectional needs

Check us out at www.pjdata.com.au

The Racing Queensland Board (trading as Racing Queensland) and provider are not responsible for the completeness or accuracy of any of the information contained herein, and makes no representations about its suitability for any purpose.

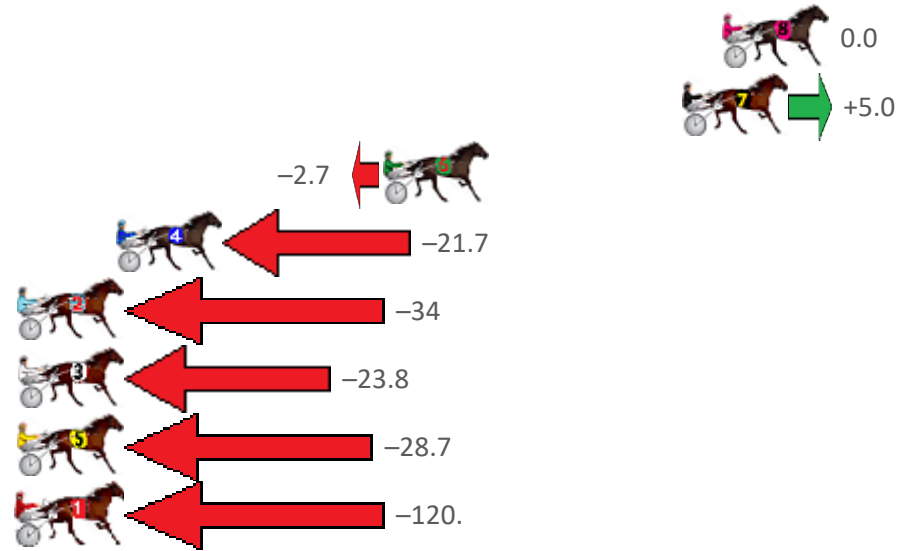
Marburg Race 3 Distance 1850m

Sunday, 23 May 2021

Gross Time: 2:17.50 MileRate: 1:59.60 LeadTime: 17.50s First Qtr: 31.00s Second Qtr: 31.80s Third Qtr: 28.00s Fourth Qtr: 29.20s

No Horse	Plc	Margin	Time	800Time (W)	400 Time (W)
8 DEAL BREAKER	1	0.0m	2:17.50	57.20s (0)	29.20s (0)
7 THEMIDNIGHTRAMBLE	2	1.6m	2:17.62	56.84s (1)	28.87s (2)
6 TICK OF THE CLOCK	3	13.5m	2:18.53	57.39s (1)	29.35s (2)
4 ELLE JAY	4	24.1m	2:19.35	58.74s (1)	30.37s (1)
2 THE LAST STARFIRE	5	38.8m	2:20.47	59.60s (0)	31.23s (0)
3 PAGEANTRY	6	39.0m	2:20.49	58.89s (1)	30.46s (1)
5 CHANG	7	43.3m	2:20.82	59.24s (0)	30.46s (1)
1 MILWAUKEE SUNRISE	8	131.1m	2:27.54	65.78s (0)	37.31s (0)

Finish Position and metres gained from 800m



Sectionals
Powered by

PJ HARNESS ANALYSER
HORSE REPORTS / RAW DATA

Version 3.05
Out Now!

All your sectional needs

Check us out at www.pjdata.com.au



The Racing Queensland Board (trading as Racing Queensland) and provider are not responsible for the completeness or accuracy of any of the information contained herein, and makes no representations about its suitability for any purpose.

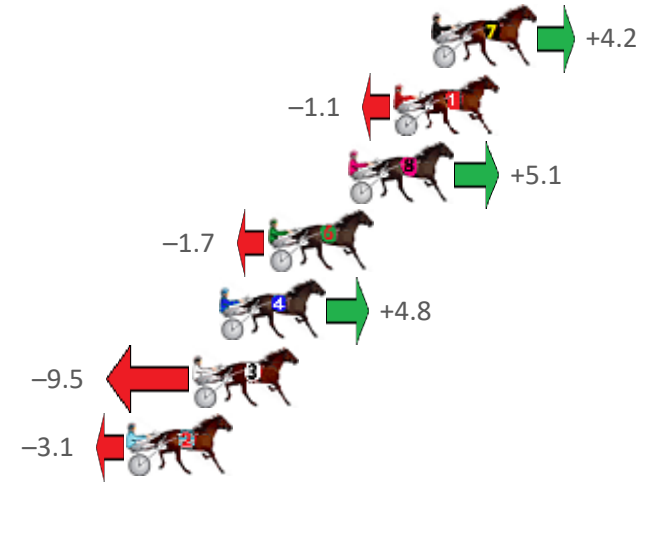
Marburg Race 4 Distance 1850m

Sunday, 23 May 2021

Gross Time: 2:18.30 MileRate: 2:00.30 LeadTime: 17.00s First Qtr: 31.00s Second Qtr: 31.50s Third Qtr: 29.10s Fourth Qtr: 29.70s

No Horse	Plc	Margin	Time	800Time (W)	400 Time (W)
7 SHESFEELINPRECIOUS	1	0.0m	2:18.30	58.49s (1)	29.49s (2)
1 CLARES FOOL	2	1.5m	2:18.42	58.88s (0)	29.81s (0)
8 MONTANA PRIDE	3	3.3m	2:18.56	58.43s (1)	29.35s (1)
6 BEEF CITY STARZZZ	4	6.5m	2:18.81	58.92s (0)	29.80s (0)
4 DALLAS COWGIRL	5	8.4m	2:18.95	58.45s (1)	29.40s (1)
3 CLARENDEN DAZZLER	6	9.5m	2:19.04	59.49s (1)	30.39s (1)
2 LITTLEDEE	7	12.1m	2:19.24	59.03s (0)	29.87s (0)
5 OUR CHAMPION	8	25.4m	2:20.28	59.69s (0)	30.48s (0)

Finish Position and metres gained from 800m



Sectionals
Powered by

PJ HARNESS ANALYSER
HORSE REPORTS / RAW DATA

Version 3.05
Out Now!

All your sectional needs

Check us out at www.pjdata.com.au



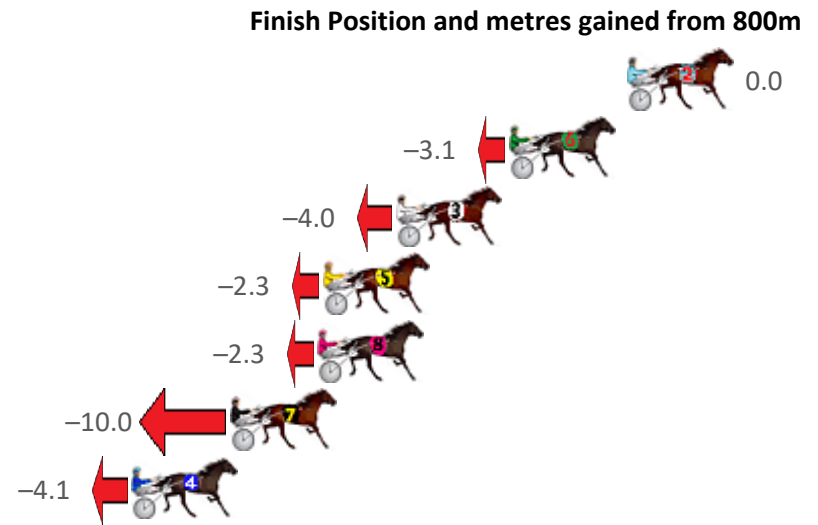
The Racing Queensland Board (trading as Racing Queensland) and provider are not responsible for the completeness or accuracy of any of the information contained herein, and makes no representations about its suitability for any purpose.

Marburg Race 5 Distance 2200m

Sunday, 23 May 2021

Gross Time: 2:49.60 MileRate: 2:04.00 LeadTime: 49.80s First Qtr: 31.90s Second Qtr: 30.00s Third Qtr: 30.10s Fourth Qtr: 27.80s

No Horse	Plc	Margin	Time	800Time (W)	400 Time (W)
2 SCHEU CREEK	1	0.0m	2:49.60	57.90s (0)	27.80s (0)
6 ONE LAST ROLL	2	4.7m	2:49.94	58.12s (1)	27.95s (1)
3 QUICK STEP	3	9.2m	2:50.27	58.19s (0)	28.09s (0)
5 LA PISTOLA	4	12.1m	2:50.48	58.07s (0)	27.99s (0)
8 MISS LILY MAY	5	12.3m	2:50.50	58.07s (1)	27.96s (2)
7 RISKY BUZINESS	6	15.8m	2:50.76	58.62s (1)	28.39s (1)
4 VIEWBYTHEROCK	7	19.7m	2:51.04	58.20s (1)	28.48s (3)



Sectionals
Powered by

PJ HARNESS ANALYSER Version 3.05 Out Now!
HORSE REPORTS / RAW DATA
 All your sectional needs Check us out at www.pjdata.com.au



The Racing Queensland Board (trading as Racing Queensland) and provider are not responsible for the completeness or accuracy of any of the information contained herein, and makes no representations about its suitability for any purpose.

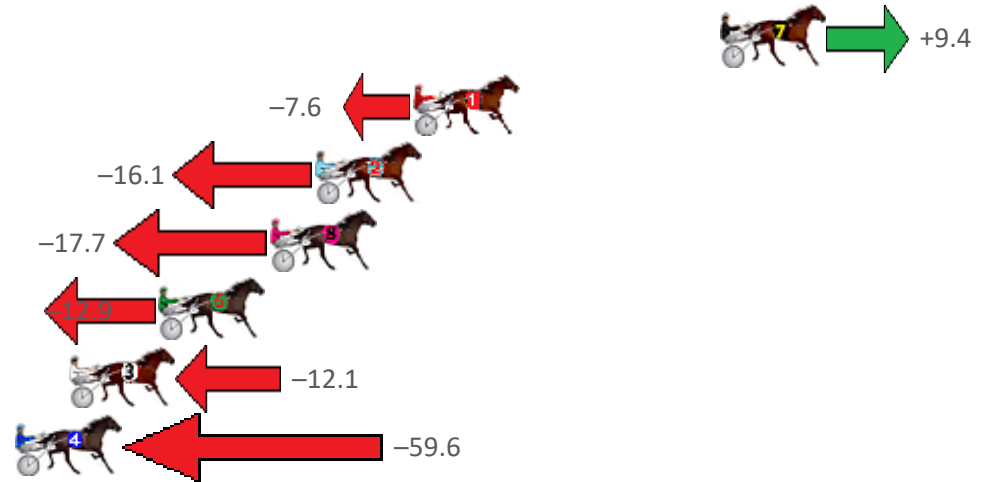
Marburg Race 6 Distance 2200m

Sunday, 23 May 2021

Gross Time: 2:43.10 MileRate: 1:59.30 LeadTime: 43.20s First Qtr: 30.30s Second Qtr: 31.10s Third Qtr: 29.40s Fourth Qtr: 29.10s

No Horse	Plc	Margin	Time	800Time (W)	400 Time (W)
7 ROYAL PRINCESS	1	0.0m	2:43.10	57.82s (1)	29.10s (2)
1 ASHKII	2	12.2m	2:44.03	59.05s (0)	29.53s (1)
2 NESTERS HILL	3	16.1m	2:44.33	59.67s (0)	30.16s (0)
8 ALLSTAR SEA	4	17.9m	2:44.47	59.79s (1)	30.28s (1)
6 MANOFLISA	5	22.3m	2:44.80	59.44s (0)	29.98s (0)
3 COBBLER LANE	6	25.9m	2:45.08	59.38s (1)	30.35s (2)
4 JEWEL OF PEAK	7	64.2m	2:48.00	62.83s (1)	32.92s (1)

Finish Position and metres gained from 800m



Sectionals
Powered by

PJ HARNESS ANALYSER
HORSE REPORTS / RAW DATA

Version 3.05
Out Now!

All your sectional needs

Check us out at www.pjdata.com.au



The Racing Queensland Board (trading as Racing Queensland) and provider are not responsible for the completeness or accuracy of any of the information contained herein, and makes no representations about its suitability for any purpose.

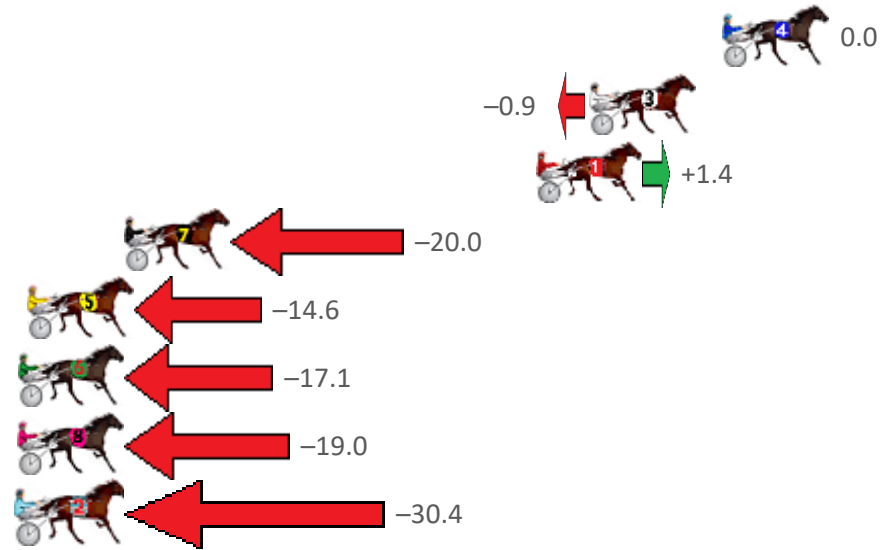
Marburg Race 7 Distance 2200m

Sunday, 23 May 2021

Gross Time: 2:43.50 MileRate: 1:59.60 LeadTime: 44.20s First Qtr: 30.50s Second Qtr: 32.00s Third Qtr: 27.60s Fourth Qtr: 29.20s

No Horse	Plc	Margin	Time	800Time (W)	400 Time (W)
4 DOLLARBILL	1	0.0m	2:43.50	56.80s (0)	29.20s (0)
3 BIG GEM MONTANA	2	5.3m	2:43.91	56.86s (0)	29.28s (0)
1 NIGHT NINJA	3	7.4m	2:44.07	56.70s (0)	29.10s (0)
7 SIR BULSKI	4	23.8m	2:45.32	58.21s (1)	30.29s (1)
5 KETTERING GIRL	5	27.6m	2:45.61	57.83s (0)	30.13s (0)
6 WESTERN SHOWGIRL	6	29.7m	2:45.77	58.01s (1)	30.50s (2)
8 ATOMIC BOMBSHELL	7	32.2m	2:45.97	58.14s (2)	30.97s (2)
2 PROMISES MADE	8	38.6m	2:46.46	58.95s (1)	30.93s (1)

Finish Position and metres gained from 800m



Sectionals
Powered by

PJ HARNESS ANALYSER
HORSE REPORTS / RAW DATA

Version 3.05
Out Now!

All your sectional needs

Check us out at www.pjdata.com.au



The Racing Queensland Board (trading as Racing Queensland) and provider are not responsible for the completeness or accuracy of any of the information contained herein, and makes no representations about its suitability for any purpose.