

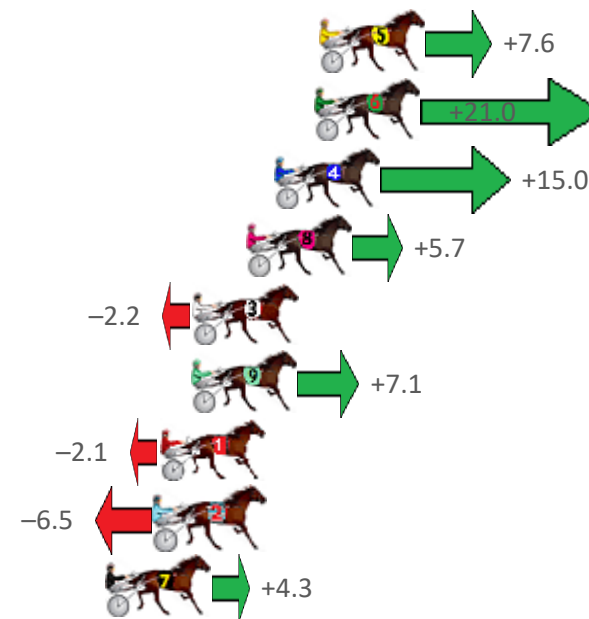
Albion Park Race 1 Distance 1660m

Saturday, 22 May 2021

Gross Time: 1:57.00 MileRate: 1:53.40 LeadTime: 3.30s First Qtr: 27.40s Second Qtr: 30.00s Third Qtr: 28.10s Fourth Qtr: 28.20s

No Horse	Plc	Margin	Time	800Time (W)	400 Time (W)
5 ROCKNROLL ICON	1	0.0m	1:57.00	55.77s (1)	27.75s (1)
6 CARDLESFROMHEAVEN	2	0.2m	1:57.01	54.83s (1)	26.80s (1)
4 IMASPORTSSTAR	3	1.8m	1:57.13	55.25s (1)	27.23s (1)
8 APHORISM	4	2.9m	1:57.21	55.90s (0)	27.76s (0)
3 MIDNIGHT MAN	5	5.0m	1:57.37	56.45s (1)	28.44s (1)
9 STOMPEN	6	5.1m	1:57.38	55.80s (1)	27.77s (1)
1 UNDER WORKED	7	6.3m	1:57.47	56.45s (0)	28.35s (0)
2 OUR MAJOR DAY	8	6.5m	1:57.48	56.75s (0)	28.66s (0)
7 ADMIRAL BRONSKI	9	8.5m	1:57.63	56.00s (0)	27.81s (0)

Finish Position and metres gained from 800m



Sectionals
Powered by

PJ HARNESS ANALYSER Version 3.05 Out Now!
HORSE REPORTS / RAW DATA
 All your sectional needs Check us out at www.pjdata.com.au



The Racing Queensland Board (trading as Racing Queensland) and provider are not responsible for the completeness or accuracy of any of the information contained herein, and makes no representations about its suitability for any purpose.

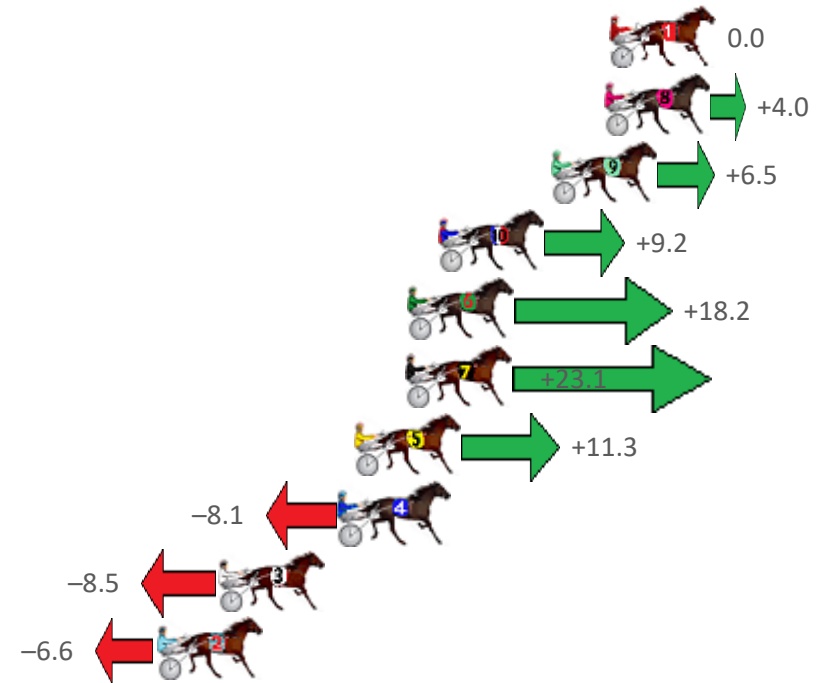
Albion Park Race 2 Distance 1660m

Saturday, 22 May 2021

Gross Time: 1:57.70 MileRate: 1:54.10 LeadTime: 3.40s First Qtr: 27.90s Second Qtr: 30.40s Third Qtr: 27.80s Fourth Qtr: 28.20s

No Horse	Plc	Margin	Time	800Time (W)	400 Time (W)
1 BALL OF ART	1	0.0m	1:57.70	56.00s (0)	28.20s (0)
8 PARAVANI	2	0.2m	1:57.71	55.72s (0)	27.92s (0)
9 JONAH JONES	3	2.3m	1:57.87	55.55s (0)	27.72s (0)
10 MAJOR GENERALJUJON	4	6.8m	1:58.20	55.36s (1)	27.57s (1)
6 MONTANA CHIEF	5	8.0m	1:58.29	54.73s (1)	27.29s (2)
7 MISTERFREEZE	6	8.1m	1:58.30	54.39s (1)	27.27s (1)
5 MOHS EM DOWN	7	10.1m	1:58.45	55.21s (1)	27.73s (2)
4 TWENTYEIGHTBLACK	8	10.7m	1:58.49	56.56s (1)	28.73s (1)
3 ROYAL AURORA	9	15.5m	1:58.85	56.59s (1)	28.77s (1)
2 BEE GEES BANDIT	10	18.0m	1:59.03	56.46s (1)	28.62s (2)

Finish Position and metres gained from 800m



Sectionals
Powered by

PJ HARNESS ANALYSER Version 3.05 Out Now!
HORSE REPORTS / RAW DATA
 All your sectional needs Check us out at www.pjdata.com.au



The Racing Queensland Board (trading as Racing Queensland) and provider are not responsible for the completeness or accuracy of any of the information contained herein, and makes no representations about its suitability for any purpose.

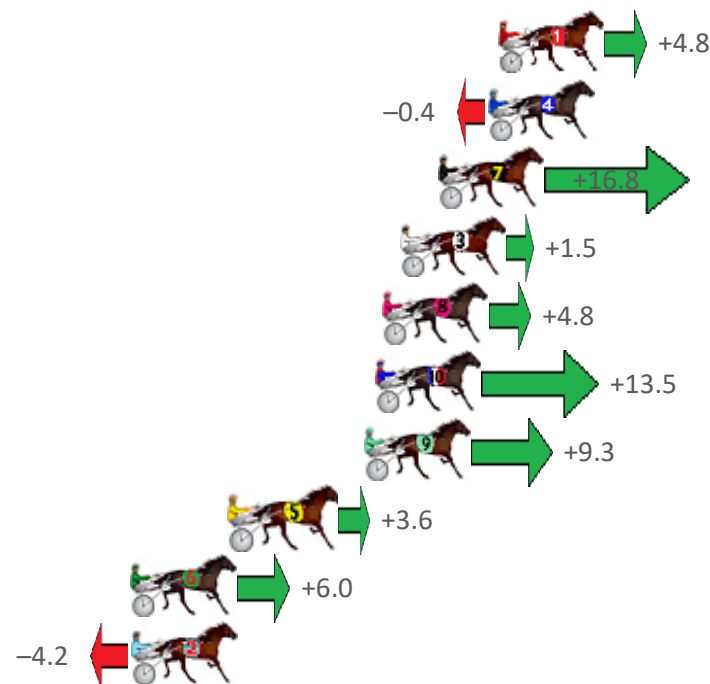
Albion Park Race 3 Distance 1660m

Saturday, 22 May 2021

Gross Time: 1:58.00 MileRate: 1:54.40 LeadTime: 3.30s First Qtr: 27.40s Second Qtr: 29.40s Third Qtr: 28.60s Fourth Qtr: 29.30s

No Horse	Plc	Margin	Time	800Time (W)	400 Time (W)
1 BOHANNAN	1	0.0m	1:58.00	57.55s (0)	28.96s (0)
4 STREET APPEAL	2	0.4m	1:58.03	57.93s (0)	29.33s (0)
7 TWO TIMES BETTOR	3	2.4m	1:58.18	56.69s (3)	28.69s (3)
3 RAGNARR	4	3.9m	1:58.30	57.79s (1)	29.21s (1)
8 B MAC C	5	4.6m	1:58.35	57.55s (0)	28.96s (0)
10 LEFT A TERROR	6	4.9m	1:58.38	56.93s (1)	28.54s (1)
9 BAILEYS KNIGHT	7	5.3m	1:58.41	57.23s (2)	29.10s (2)
5 WATTLEBANK FLYER	8	10.6m	1:58.81	57.64s (0)	29.02s (0)
6 SAINT KILDA BEACH	9	14.6m	1:59.12	57.47s (2)	29.17s (2)
2 MAJOR MUCHA	10	14.6m	1:59.12	58.20s (1)	29.56s (1)

Finish Position and metres gained from 800m



Sectionals
Powered by

PJ HARNESS ANALYSER Version 3.05 Out Now!
HORSE REPORTS / RAW DATA
 All your sectional needs Check us out at www.pjdata.com.au



The Racing Queensland Board (trading as Racing Queensland) and provider are not responsible for the completeness or accuracy of any of the information contained herein, and makes no representations about its suitability for any purpose.

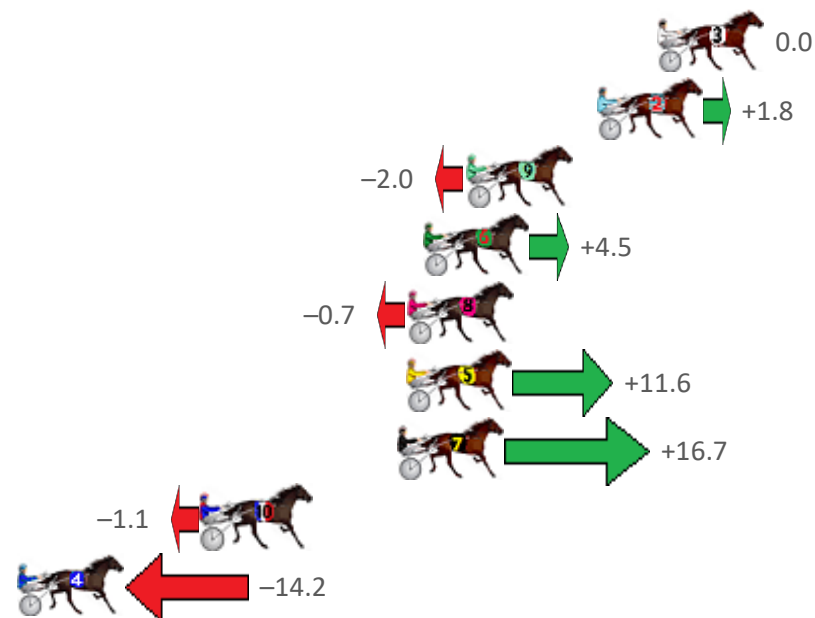
Albion Park Race 4 Distance 1660m

Saturday, 22 May 2021

Gross Time: 1:55.60 MileRate: 1:52.10 LeadTime: 3.30s First Qtr: 28.00s Second Qtr: 29.00s Third Qtr: 27.50s Fourth Qtr: 27.80s

No Horse	Plc	Margin	Time	800Time (W)	400 Time (W)
3 MAYWYNS BEST	1	0.0m	1:55.60	55.30s (0)	27.80s (0)
2 FAME ASSURED	2	2.4m	1:55.78	55.18s (0)	27.66s (0)
9 WRANGLER	3	7.6m	1:56.16	55.44s (1)	28.02s (1)
6 KID MONTANA	4	9.3m	1:56.28	54.99s (0)	27.52s (0)
8 LITTLE RASCAL	5	9.9m	1:56.32	55.35s (0)	27.88s (0)
5 FEELINGFORARAINBOW	6	10.0m	1:56.33	54.50s (1)	27.30s (1)
7 CLINTAL DO	7	10.3m	1:56.35	54.15s (1)	27.03s (1)
10 TAROONA BROMAC	8	18.1m	1:56.92	55.38s (1)	28.21s (2)
4 OUR WALL STREET WOL	9	25.4m	1:57.46	56.28s (1)	28.92s (1)

Finish Position and metres gained from 800m



Sectionals
Powered by

PJ HARNESS ANALYSER Version 3.05 Out Now!
HORSE REPORTS / RAW DATA
 All your sectional needs Check us out at www.pjdata.com.au



The Racing Queensland Board (trading as Racing Queensland) and provider are not responsible for the completeness or accuracy of any of the information contained herein, and makes no representations about its suitability for any purpose.

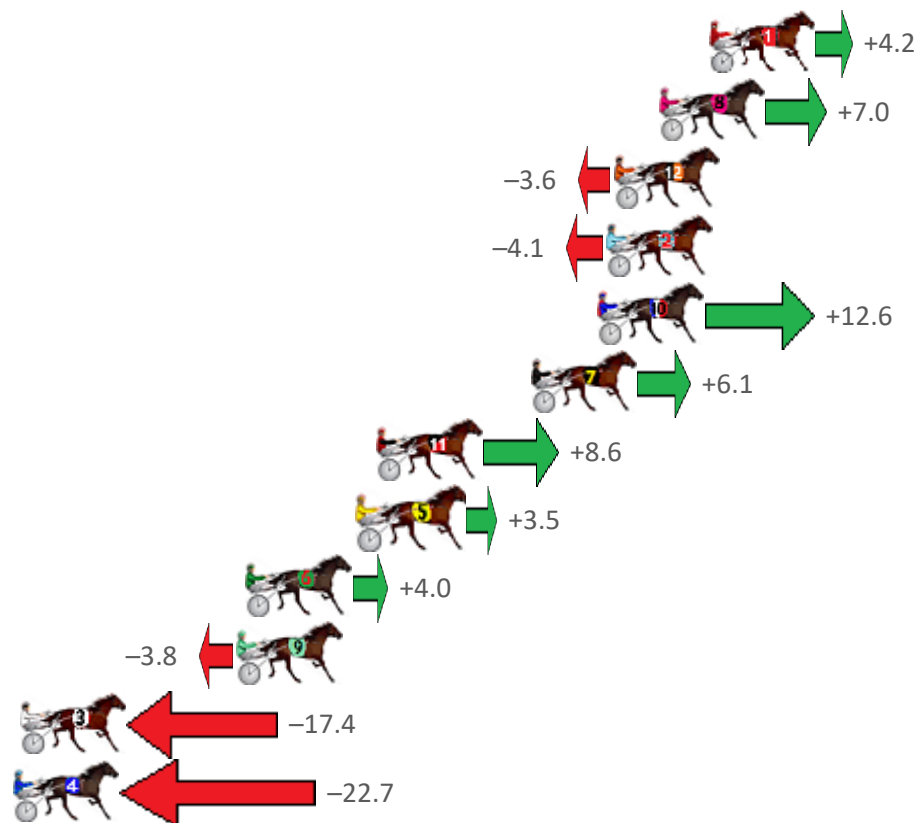
Albion Park Race 5 Distance 2138m

Saturday, 22 May 2021

Gross Time: 2:33.60 MileRate: 1:55.60 LeadTime: 37.80s First Qtr: 29.40s Second Qtr: 29.20s Third Qtr: 28.10s Fourth Qtr: 29.10s

No Horse	Plc	Margin	Time	800Time (W)	400 Time (W)
1 BOMBADIER JUJON	1	0.0m	2:33.60	56.90s (0)	28.80s (0)
8 OUR BALOU	2	2.0m	2:33.75	56.70s (0)	28.61s (0)
12 JUMPING JACK JIMMY	3	3.8m	2:33.89	57.46s (1)	29.13s (1)
2 GOLIGHTLY	4	4.1m	2:33.91	57.49s (0)	29.40s (0)
10 KING TRITON	5	4.4m	2:33.94	56.30s (2)	28.35s (3)
7 FEAR CRUISIN	6	7.1m	2:34.14	56.77s (0)	28.64s (0)
11 VIENNA BOY	7	13.2m	2:34.61	56.59s (2)	28.64s (2)
5 MONTEREY JACK	8	13.9m	2:34.66	56.95s (0)	28.70s (0)
6 CORINDHAP CREEK	9	18.4m	2:35.00	56.92s (0)	29.09s (1)
9 LIFES BLACK	10	18.8m	2:35.04	57.47s (1)	29.46s (1)
3 BITCOIN	11	27.4m	2:35.69	58.44s (1)	30.20s (2)
4 MISTER DIAMOND	12	27.7m	2:35.71	58.81s (1)	30.44s (1)

Finish Position and metres gained from 800m



Sectionals
Powered by

PJ HARNESS ANALYSER

HORSE REPORTS / RAW DATA

Version 3.05
Out Now!

All your sectional needs

Check us out at www.pjdata.com.au



The Racing Queensland Board (trading as Racing Queensland) and provider are not responsible for the completeness or accuracy of any of the information contained herein, and makes no representations about its suitability for any purpose.

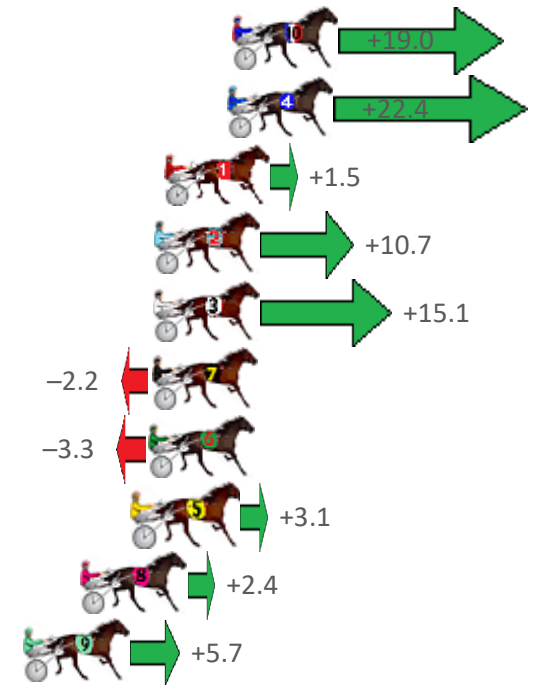
Albion Park Race 6 Distance 1660m

Saturday, 22 May 2021

Gross Time: 1:57.00 MileRate: 1:53.40 LeadTime: 3.40s First Qtr: 26.90s Second Qtr: 29.00s Third Qtr: 28.20s Fourth Qtr: 29.50s

No	Horse	Plc	Margin	Time	800Time (W)	400 Time (W)
10	COMMODORE JUJON	1	0.0m	1:57.00	56.34s (0)	28.06s (0)
4	PETES SAID SO	2	0.2m	1:57.02	56.09s (1)	28.18s (1)
1	MOREAU DRIVE	3	2.7m	1:57.21	57.59s (0)	29.24s (0)
2	LITTLE BOLT	4	3.1m	1:57.24	56.93s (1)	29.02s (1)
3	JUST JOSHIN	5	3.1m	1:57.24	56.62s (1)	28.72s (1)
7	SAUCY DREAMS	6	3.2m	1:57.25	57.86s (1)	29.73s (1)
6	FRANCO HAMPTON	7	3.3m	1:57.26	57.94s (0)	29.68s (0)
5	CAUTIVAR	8	3.9m	1:57.30	57.48s (1)	29.43s (1)
8	OUR BONDI BEACH	9	6.0m	1:57.46	57.53s (0)	29.13s (0)
9	MACH LE MORE	10	8.3m	1:57.64	57.29s (0)	28.99s (0)

Finish Position and metres gained from 800m



Sectionals
Powered by

PJ HARNESS ANALYSER Version 3.05 Out Now!
HORSE REPORTS / RAW DATA
 All your sectional needs Check us out at www.pjdata.com.au



The Racing Queensland Board (trading as Racing Queensland) and provider are not responsible for the completeness or accuracy of any of the information contained herein, and makes no representations about its suitability for any purpose.


Albion Park Race 7 Distance 1660m

Saturday, 22 May 2021

Gross Time: 1:57.70 MileRate: 1:54.10 LeadTime: 3.40s First Qtr: 28.70s Second Qtr: 30.10s Third Qtr: 27.40s Fourth Qtr: 28.10s

No Horse	Plc	Margin	Time	800Time (W)	400 Time (W)
2 LOMBO HEAVEN	1	0.0m	1:57.70	55.50s (0)	28.10s (0)
7 THE CROUPIER	2	3.9m	1:57.99	55.58s (1)	28.23s (1)
1 EL GRAN SENOR	3	8.4m	1:58.32	55.79s (0)	28.28s (0)
4 AQUA MISS	4	10.6m	1:58.48	55.71s (1)	28.28s (1)
9 SPRING CAMPAIGN	5	11.5m	1:58.55	55.12s (1)	27.74s (1)
3 THE DEMOCRAT	6	11.8m	1:58.57	55.47s (1)	28.07s (1)
8 HARPS	7	12.3m	1:58.61	55.71s (0)	28.22s (0)
10 WE SALUTE YOU	8	13.4m	1:58.69	55.44s (0)	27.97s (0)
6 SQUIRE	9	14.9m	1:58.80	55.07s (1)	27.63s (1)
5 SQUARE DEALER	10	18.3m	1:59.05	55.16s (0)	27.93s (0)

Finish Position and metres gained from 800m



Sectionals
Powered by

PJ HARNESS ANALYSER Version 3.05 Out Now!
HORSE REPORTS / RAW DATA
 All your sectional needs Check us out at www.pjdata.com.au



The Racing Queensland Board (trading as Racing Queensland) and provider are not responsible for the completeness or accuracy of any of the information contained herein, and makes no representations about its suitability for any purpose.

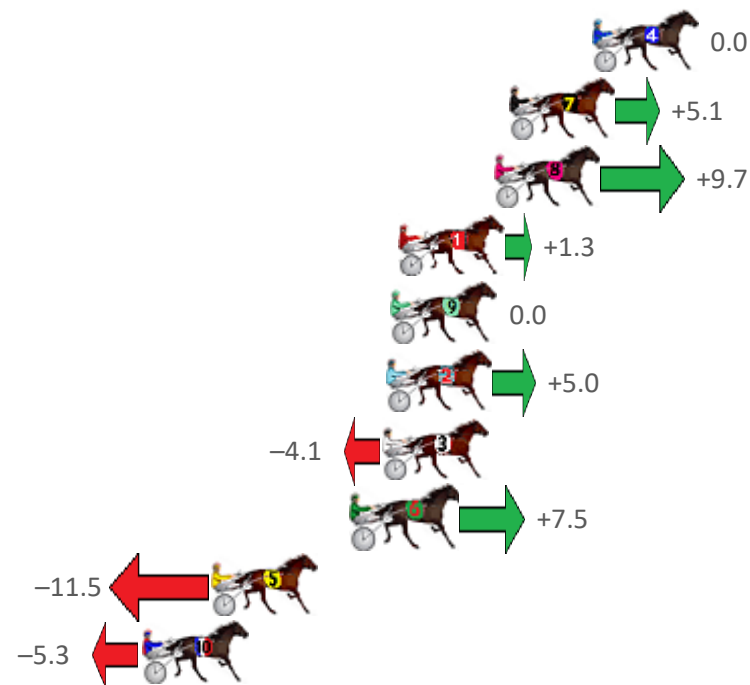
Albion Park Race 8 Distance 1660m

Saturday, 22 May 2021

Gross Time: 1:57.70 MileRate: 1:54.20 LeadTime: 3.30s First Qtr: 27.40s Second Qtr: 31.30s Third Qtr: 27.40s Fourth Qtr: 28.30s

No Horse	Plc	Margin	Time	800Time (W)	400 Time (W)
4 BETTERTHANDIAMOND	1	0.0m	1:57.70	55.70s (0)	28.30s (0)
7 SCARLET BABE	2	3.3m	1:57.95	55.35s (1)	27.76s (1)
8 FOND MEMORIES	3	3.9m	1:57.99	55.03s (0)	27.60s (0)
1 JOANNIES GIRL	4	7.7m	1:58.27	55.61s (0)	28.19s (0)
9 WITH THE BAND	5	8.0m	1:58.29	55.70s (2)	28.41s (2)
2 ALE ALE KAI	6	8.2m	1:58.31	55.35s (1)	27.79s (1)
3 PAY ME OVERS	7	8.3m	1:58.32	55.98s (0)	28.57s (0)
6 JERADAS DELIGHT	8	9.5m	1:58.41	55.18s (2)	27.87s (2)
5 A RAINBOW DELIGHT	9	15.1m	1:58.82	56.50s (1)	28.91s (1)
10 BETTOR ROBYN	10	17.9m	1:59.03	56.07s (2)	28.76s (2)

Finish Position and metres gained from 800m



Sectionals
Powered by

PJ HARNESS ANALYSER Version 3.05 Out Now!
HORSE REPORTS / RAW DATA
 All your sectional needs Check us out at www.pjdata.com.au



The Racing Queensland Board (trading as Racing Queensland) and provider are not responsible for the completeness or accuracy of any of the information contained herein, and makes no representations about its suitability for any purpose.

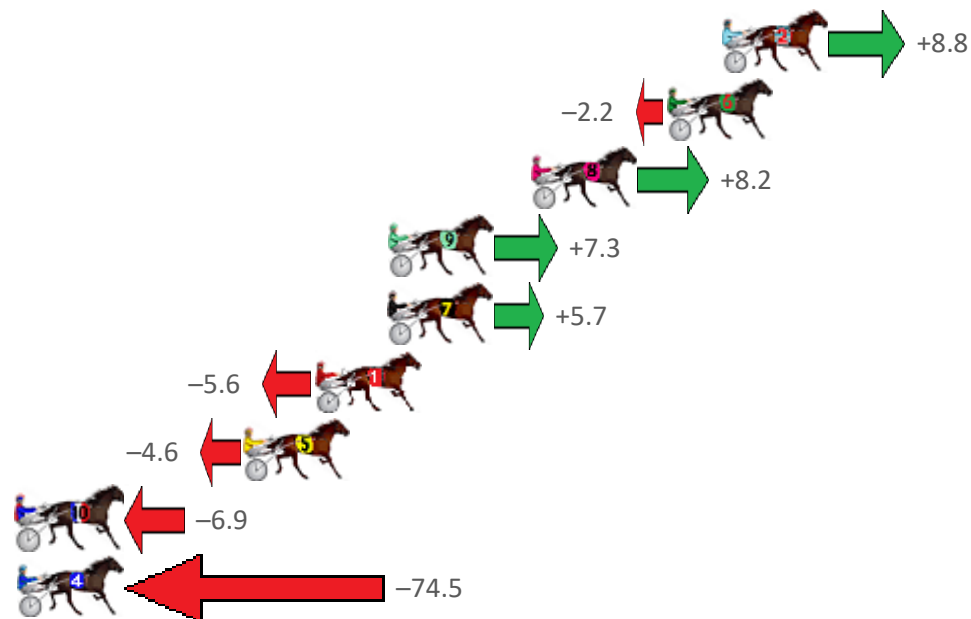
Albion Park Race 9 Distance 1660m

Saturday, 22 May 2021

Gross Time: 1:58.30 MileRate: 1:54.70 LeadTime: 3.30s First Qtr: 26.90s Second Qtr: 29.50s Third Qtr: 28.30s Fourth Qtr: 30.30s

No Horse	Plc	Margin	Time	800Time (W)	400 Time (W)
2 LOOKING FABULOUS	1	0.0m	1:58.30	57.96s (1)	29.74s (0)
6 LILYMADIMAC	2	2.2m	1:58.47	58.76s (0)	30.47s (0)
8 OUR STELLA ROSE	3	7.6m	1:58.90	58.00s (0)	29.41s (0)
9 TRUE STEPPER	4	13.3m	1:59.36	58.07s (0)	29.48s (0)
7 MACHS MARETA	5	13.3m	1:59.36	58.18s (1)	29.74s (2)
1 MORESCO	6	16.2m	1:59.59	59.01s (0)	30.41s (0)
5 RUNFORTHROSES	7	19.0m	1:59.81	58.94s (1)	30.03s (1)
10 JENDEN STRIKE	8	51.9m	2:02.42	59.10s (0)	31.20s (0)
4 BROOKLYNS BEST	9	79.9m	2:04.64	64.03s (0)	34.06s (0)

Finish Position and metres gained from 800m



Sectionals
Powered by

PJ HARNESS ANALYSER

HORSE REPORTS / RAW DATA

All your sectional needs

Version 3.05
Out Now!

Check us out at www.pjdata.com.au

The Racing Queensland Board (trading as Racing Queensland) and provider are not responsible for the completeness or accuracy of any of the information contained herein, and makes no representations about its suitability for any purpose.

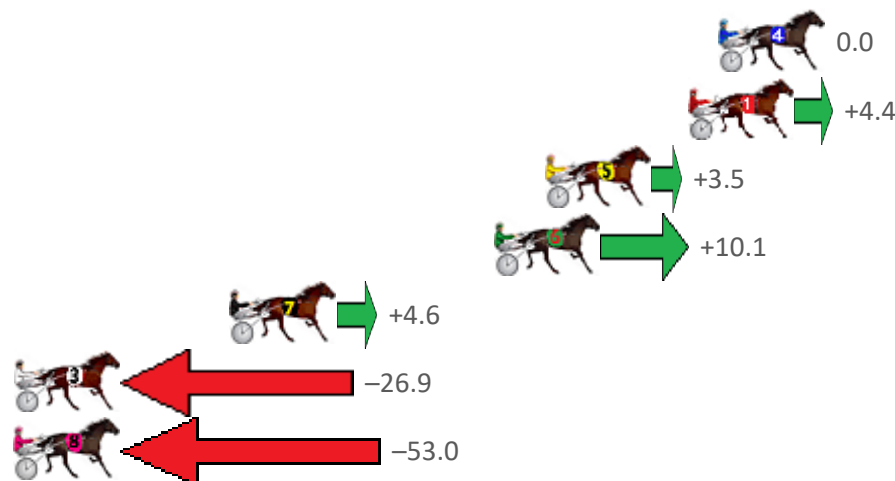
Albion Park Race 10 Distance 1660m

Saturday, 22 May 2021

Gross Time: 1:57.50 MileRate: 1:53.90 LeadTime: 3.50s First Qtr: 27.40s Second Qtr: 30.40s Third Qtr: 27.90s Fourth Qtr: 28.30s

No Horse	Plc	Margin	Time	800Time (W)	400 Time (W)
4 THE GROGFATHER	1	0.0m	1:57.50	56.20s (0)	28.30s (0)
1 UNCLE LUKEY	2	1.2m	1:57.59	55.89s (0)	28.02s (0)
5 NICKS PICK	3	6.9m	1:58.01	55.96s (0)	28.11s (0)
6 CHAMONIX	4	8.9m	1:58.16	55.49s (1)	27.52s (2)
7 GENERAL MONTANA	5	19.4m	1:58.94	55.88s (1)	27.96s (2)
3 DYNAMIC DAN	6	35.3m	2:00.12	58.08s (1)	30.02s (1)
8 MY ULTIMATE CLIPPA	7	66.6m	2:02.45	59.90s (1)	31.86s (1)

Finish Position and metres gained from 800m



Sectionals
Powered by

PJ HARNESS ANALYSER Version 3.05 Out Now!
HORSE REPORTS / RAW DATA
 All your sectional needs Check us out at www.pjdata.com.au



The Racing Queensland Board (trading as Racing Queensland) and provider are not responsible for the completeness or accuracy of any of the information contained herein, and makes no representations about its suitability for any purpose.

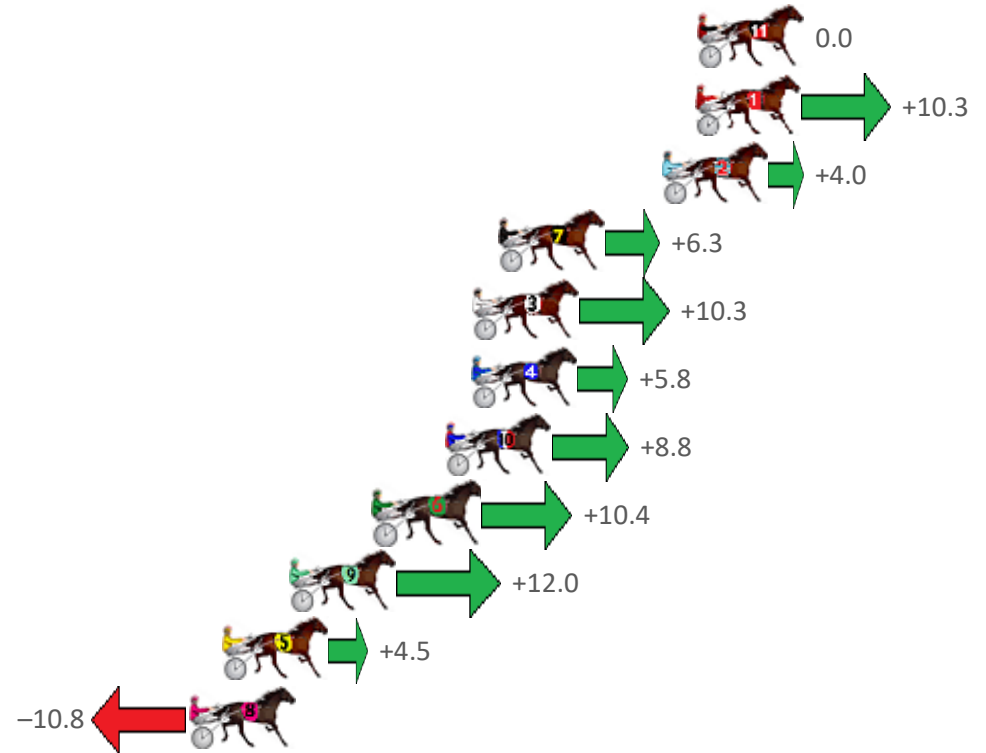
Albion Park Race 11 Distance 2647m

Saturday, 22 May 2021

Gross Time: 3:22.30 MileRate: 2:00.70 LeadTime: 82.20s First Qtr: 31.70s Second Qtr: 30.00s Third Qtr: 28.90s Fourth Qtr: 29.50s

No Horse	Plc	Margin	Time	800Time (W)	400 Time (W)
11 MAJESTIC SIMON	1	0.0m	3:22.30	58.40s (0)	29.50s (0)
1 CLAUDYS PRINCE	2	0.1m	3:22.31	57.65s (0)	28.57s (0)
2 GODOFTHUNDER	3	1.4m	3:22.41	58.11s (0)	29.09s (0)
7 GREG THE GREAT	4	7.9m	3:22.91	57.94s (1)	29.20s (2)
3 IL PIRATA	5	8.9m	3:22.99	57.65s (0)	28.50s (0)
4 SIR FAHRENHEIT	6	9.0m	3:23.00	57.98s (0)	28.87s (0)
10 OUR OVERANOVA	7	10.0m	3:23.07	57.76s (1)	28.94s (1)
6 FLINGANDWINGIT	8	12.8m	3:23.29	57.65s (1)	28.81s (1)
9 KINGDOM COME	9	16.2m	3:23.55	57.53s (0)	28.71s (1)
5 MIRACLE RISING	10	18.9m	3:23.76	58.07s (0)	28.86s (0)
8 WEE MAN TROUBLE	11	20.2m	3:23.86	59.18s (1)	30.34s (1)

Finish Position and metres gained from 800m



Sectionals
Powered by

PJ HARNESS ANALYSER Version 3.05 Out Now!
HORSE REPORTS / RAW DATA
 All your sectional needs Check us out at www.pjdata.com.au



The Racing Queensland Board (trading as Racing Queensland) and provider are not responsible for the completeness or accuracy of any of the information contained herein, and makes no representations about its suitability for any purpose.