

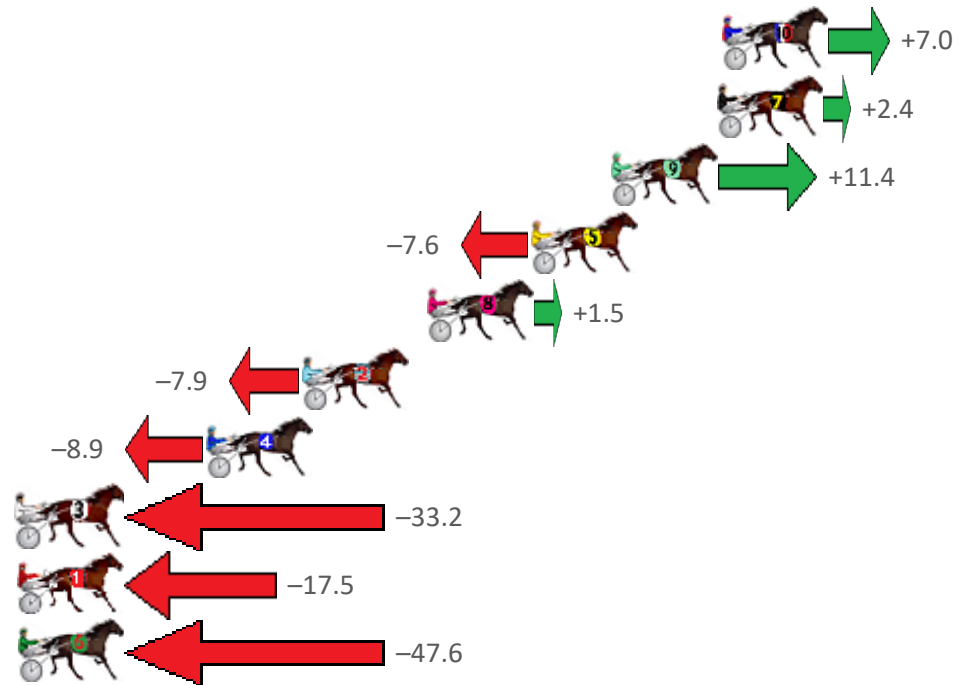
# Albion Park Race 1 Distance 2138m

Tuesday, 18 May 2021

Gross Time: 2:45.60 MileRate: 2:03.50 LeadTime: 43.10s First Qtr: 31.60s Second Qtr: 32.40s Third Qtr: 29.60s Fourth Qtr: 28.90s

No Horse	Plc	Margin	Time	800Time (W)	400 Time (W)
10 JANSSON	1	0.0m	2:45.60	57.99s (1)	28.56s (1)
7 GUNNER	2	0.2m	2:45.62	58.33s (1)	28.91s (1)
9 CHASING GREAT	3	4.4m	2:45.93	57.67s (1)	28.84s (2)
5 DOWN UNDER RORS	4	7.6m	2:46.18	59.05s (0)	29.39s (0)
8 AVEROSS DON	5	11.7m	2:46.49	58.39s (0)	28.63s (1)
2 NORAHS FLING	6	16.7m	2:46.87	59.07s (0)	29.40s (0)
4 STEVES STAR	7	20.5m	2:47.15	59.15s (1)	29.64s (1)
3 MAJESTIC TIME	8	37.6m	2:48.45	60.91s (0)	31.23s (0)
1 MAJESTIC SPEED	9	38.7m	2:48.54	59.77s (1)	30.75s (2)
6 PRINCESS FAITH	10	112.6m	2:54.14	61.96s (0)	30.88s (0)

Finish Position and metres gained from 800m



Sectionals  
Powered by

**PJ HARNESS ANALYSER** Version 3.05 Out Now!  
**HORSE REPORTS / RAW DATA**  
 All your sectional needs Check us out at [www.pjdata.com.au](http://www.pjdata.com.au)



The Racing Queensland Board (trading as Racing Queensland) and provider are not responsible for the completeness or accuracy of any of the information contained herein, and makes no representations about its suitability for any purpose.

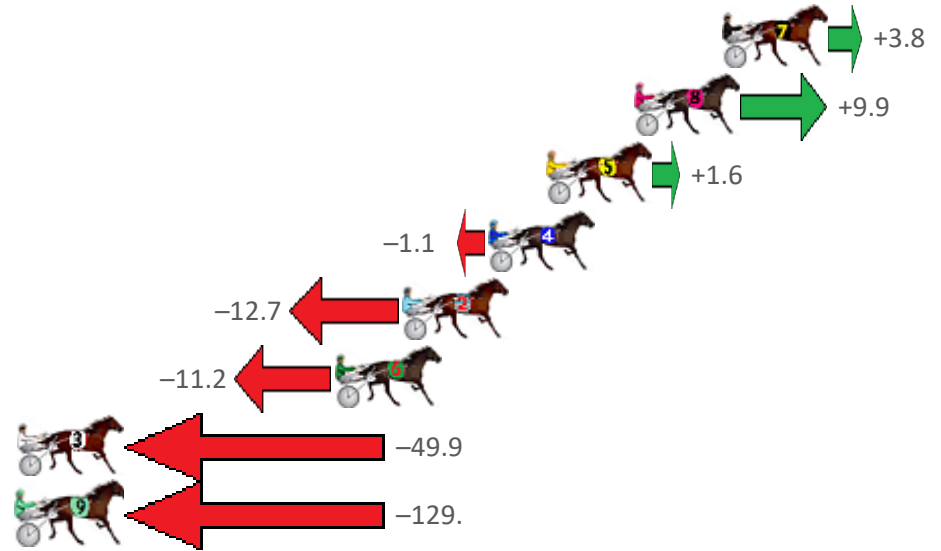
# Albion Park Race 2 Distance 2138m

Tuesday, 18 May 2021

Gross Time: 2:44.90 MileRate: 2:03.60 LeadTime: 41.90s First Qtr: 33.20s Second Qtr: 31.60s Third Qtr: 29.10s Fourth Qtr: 29.10s

No Horse	Plc	Margin	Time	800Time (W)	400 Time (W)
7 ORLANDO JOLT	1	0.0m	2:44.90	57.93s (1)	29.10s (1)
8 KINGDOM COME	2	3.5m	2:45.17	57.48s (0)	28.34s (1)
5 MAJESTIC ESS JAY	3	7.0m	2:45.43	58.08s (0)	28.94s (0)
4 MELPARK MAGIC	4	9.3m	2:45.61	58.28s (1)	29.40s (1)
2 THE REAPER	5	12.7m	2:45.87	59.12s (0)	29.96s (0)
6 IM THE COMMANDO	6	15.4m	2:46.08	59.01s (0)	29.85s (0)
3 IL PIRATA	7	62.7m	2:49.69	61.81s (1)	33.01s (2)
9 KRAZE	8	279.8m	3:06.26	67.59s (0)	38.35s (0)

Finish Position and metres gained from 800m



Sectionals  
Powered by

## PJ HARNESS ANALYSER

HORSE REPORTS / RAW DATA

All your sectional needs

Version 3.05  
Out Now!

Check us out at [www.pjdata.com.au](http://www.pjdata.com.au)



The Racing Queensland Board (trading as Racing Queensland) and provider are not responsible for the completeness or accuracy of any of the information contained herein, and makes no representations about its suitability for any purpose.

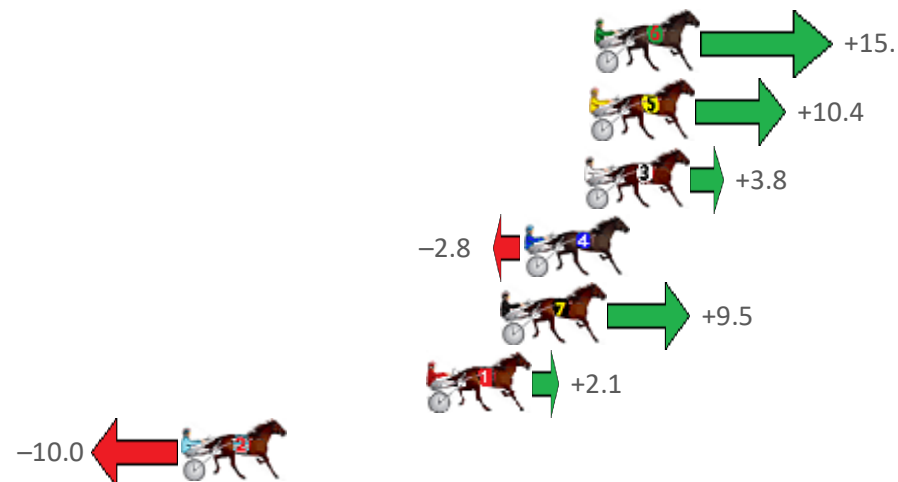
# Albion Park Race 3 Distance 2138m

Tuesday, 18 May 2021

Gross Time: 2:35.60 MileRate: 1:57.10 LeadTime: 37.20s First Qtr: 30.40s Second Qtr: 31.10s Third Qtr: 28.40s Fourth Qtr: 28.50s

No Horse	Plc	Margin	Time	800Time (W)	400 Time (W)
6 RUN BOY RUN	1	0.0m	2:35.60	55.82s (1)	27.54s (1)
5 VIGOROSO	2	0.2m	2:35.61	56.16s (1)	27.88s (1)
3 SABRAGE	3	0.4m	2:35.63	56.63s (0)	28.24s (0)
4 FEEL THE REIGN	4	2.8m	2:35.81	57.10s (0)	28.70s (0)
7 SOME EXCUSESOMEW	5	3.7m	2:35.88	56.23s (0)	27.83s (0)
1 WATTLEBANK FLYER	6	6.7m	2:36.10	56.75s (0)	28.37s (0)
2 INTRANSIT	7	16.4m	2:36.83	57.61s (1)	29.34s (1)

## Finish Position and metres gained from 800m



Sectionals  
Powered by

**PJ HARNESS ANALYSER** Version 3.05 Out Now!  
**HORSE REPORTS / RAW DATA**  
 All your sectional needs Check us out at [www.pjdata.com.au](http://www.pjdata.com.au)



The Racing Queensland Board (trading as Racing Queensland) and provider are not responsible for the completeness or accuracy of any of the information contained herein, and makes no representations about its suitability for any purpose.

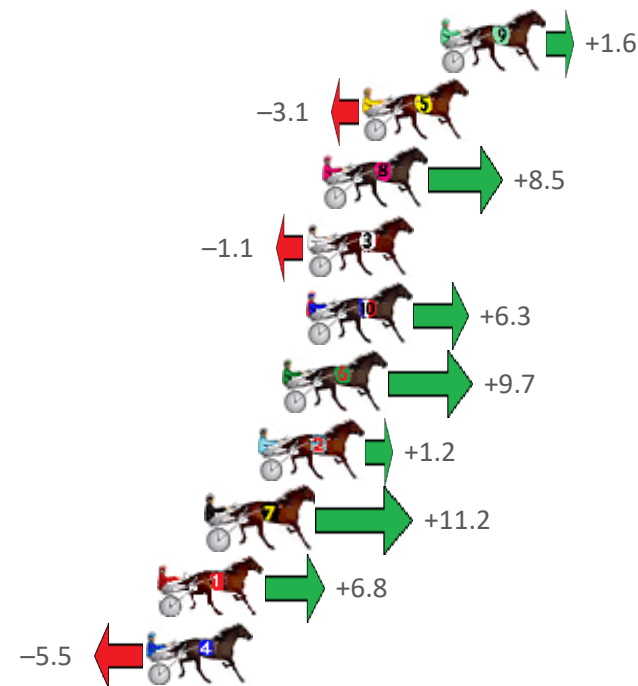
# Albion Park Race 4 Distance 1660m

Tuesday, 18 May 2021

Gross Time: 1:58.30 MileRate: 1:54.60 LeadTime: 3.40s First Qtr: 27.70s Second Qtr: 30.30s Third Qtr: 27.80s Fourth Qtr: 29.10s

No Horse	Plc	Margin	Time	800Time (W)	400 Time (W)
9 LOVE YOUR WORK	1	0.0m	1:58.30	56.79s (1)	29.00s (1)
5 FRANCO NATHAN	2	3.1m	1:58.54	57.12s (0)	29.32s (0)
8 DANCE IN THE SUN	3	4.7m	1:58.66	56.30s (0)	28.41s (0)
3 MAJOR TRALEE	4	5.3m	1:58.70	56.98s (0)	29.17s (0)
10 GOING FOR GOLD	5	5.3m	1:58.70	56.45s (1)	28.62s (1)
6 RAANI	6	6.3m	1:58.78	56.21s (1)	28.37s (1)
2 BETTOR SPORT	7	7.2m	1:58.85	56.82s (0)	28.97s (0)
7 BARKWAY ARNOLD	8	9.2m	1:59.00	56.11s (1)	28.25s (1)
1 CALL ME KEITH	9	11.2m	1:59.16	56.42s (0)	28.52s (0)
4 GINATIANO	10	11.7m	1:59.19	57.29s (1)	29.44s (1)

Finish Position and metres gained from 800m



Sectionals  
Powered by

**PJ HARNESS ANALYSER** Version 3.05 Out Now!  
**HORSE REPORTS / RAW DATA**  
 All your sectional needs Check us out at [www.pjdata.com.au](http://www.pjdata.com.au)



The Racing Queensland Board (trading as Racing Queensland) and provider are not responsible for the completeness or accuracy of any of the information contained herein, and makes no representations about its suitability for any purpose.

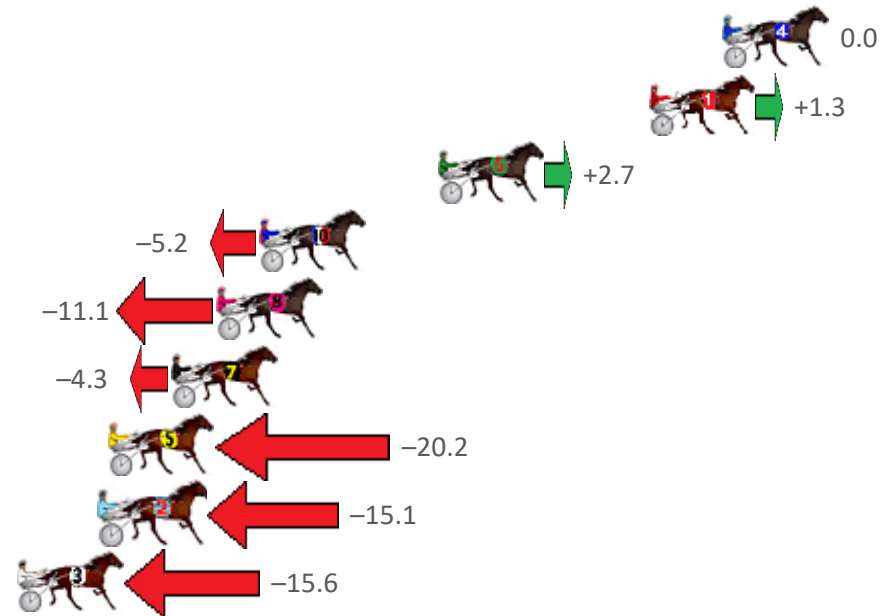
# Albion Park Race 5 Distance 1660m

Tuesday, 18 May 2021

Gross Time: 2:00.30 MileRate: 1:56.60 LeadTime: 3.30s First Qtr: 28.50s Second Qtr: 31.00s Third Qtr: 29.10s Fourth Qtr: 28.40s

No Horse	Plc	Margin	Time	800Time (W)	400 Time (W)
4 ONLYSBEST	1	0.0m	2:00.30	57.50s (0)	28.40s (0)
1 BETTOR WATCH HIM	2	2.9m	2:00.52	57.41s (0)	28.24s (0)
6 SPECIALANDIKNOWIT	3	11.3m	2:01.14	57.31s (1)	28.36s (1)
10 FORTES IN FIDE	4	18.4m	2:01.67	57.87s (0)	28.57s (0)
8 BLACKJACK JIM	5	20.1m	2:01.80	58.29s (0)	29.01s (0)
7 JOEY LINCOLN	6	21.9m	2:01.93	57.81s (0)	28.45s (0)
5 LAZY BLAZE	7	24.4m	2:02.12	58.94s (1)	29.64s (1)
2 LOOKS JUST RIGHT	8	24.7m	2:02.14	58.58s (1)	29.71s (2)
3 OKANES DEVIL	9	34.0m	2:02.84	58.61s (1)	29.67s (2)

Finish Position and metres gained from 800m



Sectionals  
Powered by

## PJ HARNESS ANALYSER

HORSE REPORTS / RAW DATA

All your sectional needs

Version 3.05  
Out Now!

Check us out at [www.pjdata.com.au](http://www.pjdata.com.au)



The Racing Queensland Board (trading as Racing Queensland) and provider are not responsible for the completeness or accuracy of any of the information contained herein, and makes no representations about its suitability for any purpose.

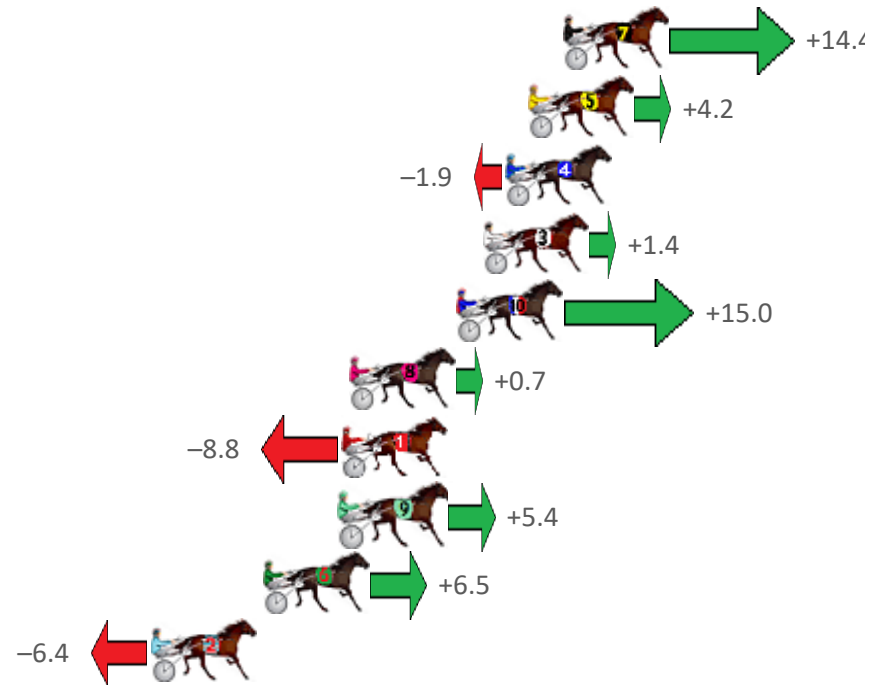
# Albion Park Race 6 Distance 1660m

Tuesday, 18 May 2021

Gross Time: 1:59.10 MileRate: 1:55.40 LeadTime: 3.40s First Qtr: 27.40s Second Qtr: 30.20s Third Qtr: 28.30s Fourth Qtr: 29.80s

No Horse	Plc	Margin	Time	800Time (W)	400 Time (W)
7 FAIRIESDELIGHT	1	0.0m	1:59.10	57.06s (1)	29.41s (2)
5 ONE LAST ROLL	2	1.4m	1:59.21	57.80s (1)	29.55s (1)
4 ITZ MAJOR RICH	3	2.3m	1:59.28	58.24s (1)	29.97s (1)
3 BONDI SHAKE	4	3.2m	1:59.35	58.00s (0)	29.52s (0)
10 LANCELOT BROMAC	5	4.2m	1:59.43	57.02s (1)	29.13s (2)
8 PARATROUPER	6	8.5m	1:59.76	58.05s (0)	29.59s (0)
1 COPPICE	7	8.8m	1:59.79	58.74s (0)	30.26s (0)
9 GLITTER STRIP	8	8.8m	1:59.79	57.71s (0)	29.31s (1)
6 GOALKICKER	9	11.9m	2:00.03	57.63s (0)	29.23s (1)
2 SHEZALUCKYLADY	10	16.4m	2:00.38	58.56s (1)	30.30s (1)

Finish Position and metres gained from 800m



Sectionals  
Powered by

**PJ HARNESS ANALYSER** Version 3.05 Out Now!  
**HORSE REPORTS / RAW DATA**  
 All your sectional needs Check us out at [www.pjdata.com.au](http://www.pjdata.com.au)



The Racing Queensland Board (trading as Racing Queensland) and provider are not responsible for the completeness or accuracy of any of the information contained herein, and makes no representations about its suitability for any purpose.


# Albion Park Race 7 Distance 1660m

Tuesday, 18 May 2021

Gross Time: 1:57.80 MileRate: 1:54.20 LeadTime: 3.40s First Qtr: 27.80s Second Qtr: 30.30s Third Qtr: 27.50s Fourth Qtr: 28.80s

No Horse	Plc	Margin	Time	800Time (W)	400 Time (W)
4 KATAMACH	1	0.0m	1:57.80	56.30s (0)	28.80s (0)
1 ALE ALE KAI	2	0.4m	1:57.83	56.02s (0)	28.46s (0)
8 JOANNIES GIRL	3	8.0m	1:58.40	56.23s (0)	28.60s (0)
6 LIFE OF BRIAN	4	9.8m	1:58.54	56.40s (1)	28.87s (1)
5 BLUE MOON RISING	5	13.5m	1:58.82	56.29s (0)	28.72s (1)
7 RIVERLEIGH ROCKET	6	14.3m	1:58.88	55.76s (1)	28.39s (0)
10 CLASSIE AMERICAN	7	14.4m	1:58.89	56.08s (1)	28.51s (2)
9 JUMPING JACK JIMMY	8	14.8m	1:58.92	56.41s (1)	28.86s (2)
2 HELD TO RANSOM	9	16.5m	1:59.05	57.20s (1)	29.80s (1)

Finish Position and metres gained from 800m



Sectionals  
Powered by

**PJ HARNESS ANALYSER** Version 3.05 Out Now!  
**HORSE REPORTS / RAW DATA**  
 All your sectional needs Check us out at [www.pjdata.com.au](http://www.pjdata.com.au)



The Racing Queensland Board (trading as Racing Queensland) and provider are not responsible for the completeness or accuracy of any of the information contained herein, and makes no representations about its suitability for any purpose.

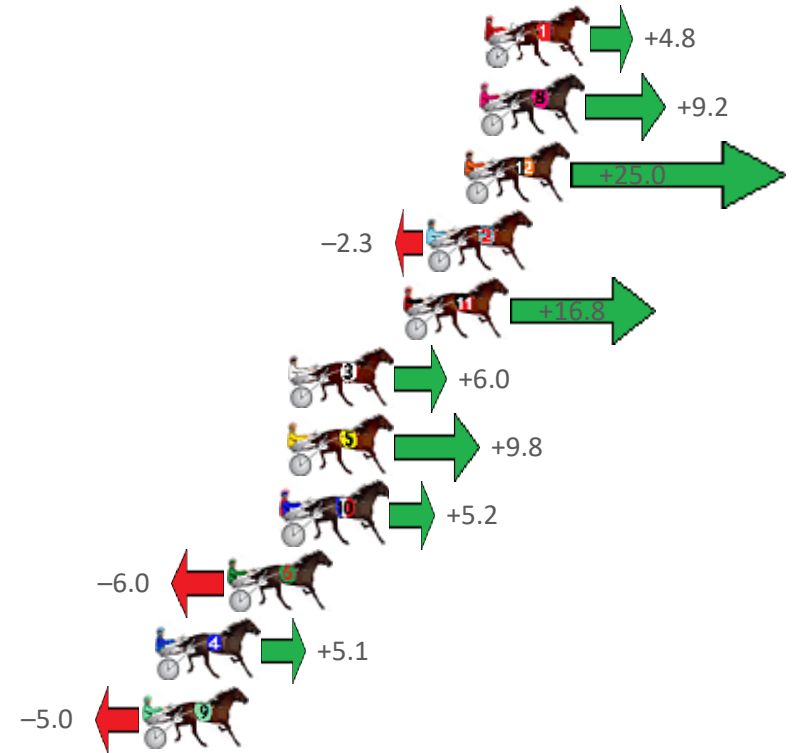
# Albion Park Race 8 Distance 2138m

Tuesday, 18 May 2021

Gross Time: 2:35.40 MileRate: 1:57.00 LeadTime: 39.30s First Qtr: 29.70s Second Qtr: 29.10s Third Qtr: 28.10s Fourth Qtr: 29.20s

No Horse	Plc	Margin	Time	800Time (W)	400 Time (W)
1 JUST ROKIN	1	0.0m	2:35.40	56.96s (0)	28.85s (0)
8 PETES SAID SO	2	0.2m	2:35.42	56.64s (0)	28.55s (0)
12 LEOS BEST	3	0.8m	2:35.46	55.52s (2)	28.42s (2)
2 INVINCIBLE LOXTON	4	2.3m	2:35.58	57.46s (0)	29.37s (0)
11 TAROONA BROMAC	5	3.2m	2:35.65	56.10s (2)	28.91s (2)
3 OUR BONDI BEACH	6	7.8m	2:36.00	56.87s (0)	28.78s (0)
5 WHISKEY BLAZE	7	7.8m	2:36.00	56.60s (1)	28.78s (1)
10 UNDER WORKED	8	8.0m	2:36.01	56.93s (1)	29.14s (1)
6 KINGOFTHESTARS	9	10.2m	2:36.18	57.73s (1)	29.65s (1)
4 CLARKEY	10	13.1m	2:36.40	56.94s (0)	28.87s (2)
9 MY MASTERCRAFTSMA	11	13.6m	2:36.44	57.66s (1)	29.97s (2)

Finish Position and metres gained from 800m



Sectionals  
Powered by

**PJ HARNESS ANALYSER** Version 3.05 Out Now!  
**HORSE REPORTS / RAW DATA**  
 All your sectional needs Check us out at [www.pjdata.com.au](http://www.pjdata.com.au)



The Racing Queensland Board (trading as Racing Queensland) and provider are not responsible for the completeness or accuracy of any of the information contained herein, and makes no representations about its suitability for any purpose.



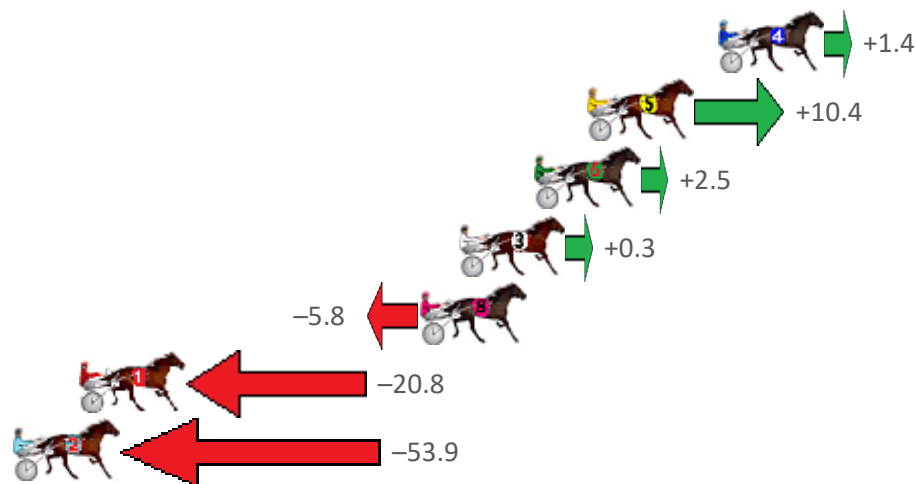
# Albion Park Race 9 Distance 2138m

Tuesday, 18 May 2021

Gross Time: 2:35.80 MileRate: 1:57.30 LeadTime: 37.30s First Qtr: 29.90s Second Qtr: 31.00s Third Qtr: 28.60s Fourth Qtr: 29.00s

No Horse	Plc	Margin	Time	800Time (W)	400 Time (W)
4 BAILEYS KNIGHT	1	0.0m	2:35.80	57.50s (1)	29.00s (0)
5 JONAH JONES	2	5.2m	2:36.20	56.86s (1)	28.24s (2)
6 COURAGEOUS SAINT	3	7.3m	2:36.36	57.42s (0)	28.43s (1)
3 THE DEMOCRAT	4	10.3m	2:36.58	57.58s (1)	29.06s (1)
8 OUR UNCLE JIM	5	11.8m	2:36.70	58.02s (1)	29.50s (0)
1 COLONEL JOY	6	25.4m	2:37.73	59.09s (0)	29.53s (0)
2 GOTTA MOMENT	7	53.9m	2:39.90	61.46s (0)	31.91s (0)

Finish Position and metres gained from 800m



Sectionals  
Powered by

**PJ HARNESS ANALYSER** Version 3.05 Out Now!  
**HORSE REPORTS / RAW DATA**  
 All your sectional needs Check us out at [www.pjdata.com.au](http://www.pjdata.com.au)



The Racing Queensland Board (trading as Racing Queensland) and provider are not responsible for the completeness or accuracy of any of the information contained herein, and makes no representations about its suitability for any purpose.