

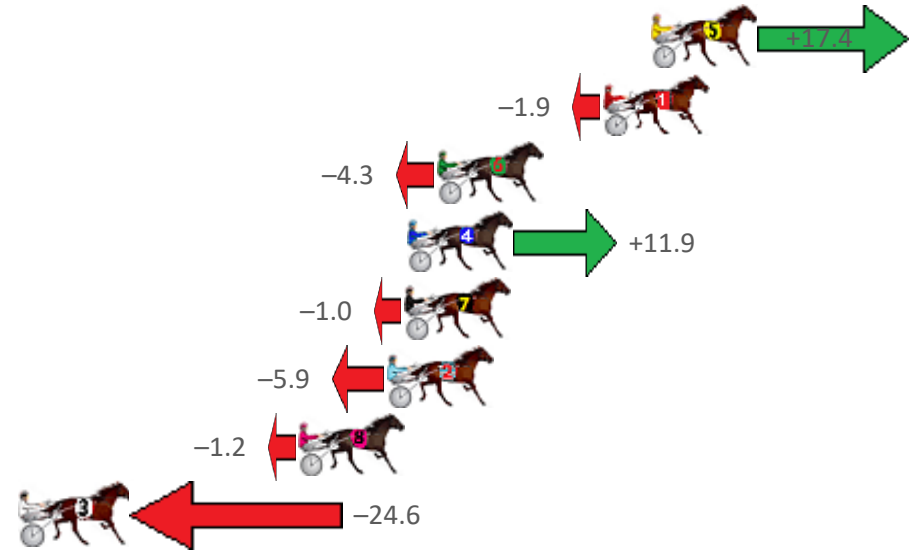
Marburg Race 1 Distance 1850m

Sunday, 16 May 2021

Gross Time: 2:20.80 MileRate: 2:02.50 LeadTime: 17.00s First Qtr: 30.40s Second Qtr: 33.20s Third Qtr: 29.90s Fourth Qtr: 30.30s

No Horse	Plc	Margin	Time	800Time (W)	400 Time (W)
5 ELLE JAY	1	0.0m	2:20.80	58.90s (2)	29.79s (2)
1 MAGHERA MAGGIE	2	1.9m	2:20.95	60.34s (0)	30.44s (0)
6 WRITEABOUTCHELSEA	3	8.5m	2:21.47	60.52s (0)	30.61s (0)
4 CHASIN DREAMZ	4	9.7m	2:21.57	59.31s (2)	30.04s (1)
7 TICK OF THE CLOCK	5	9.8m	2:21.58	60.27s (1)	30.09s (0)
2 MILWAUKEE SUNRISE	6	10.5m	2:21.63	60.64s (1)	30.52s (1)
8 LEAPING LEO	7	14.0m	2:21.91	60.29s (2)	31.16s (2)
3 ARTISTIC HUMMA	8	25.0m	2:22.78	62.04s (1)	31.96s (1)

Finish Position and metres gained from 800m



Sectionals
Powered by

PJ HARNESS ANALYSER Version 3.05 Out Now!
HORSE REPORTS / RAW DATA
 All your sectional needs Check us out at www.pjdata.com.au



The Racing Queensland Board (trading as Racing Queensland) and provider are not responsible for the completeness or accuracy of any of the information contained herein, and makes no representations about its suitability for any purpose.

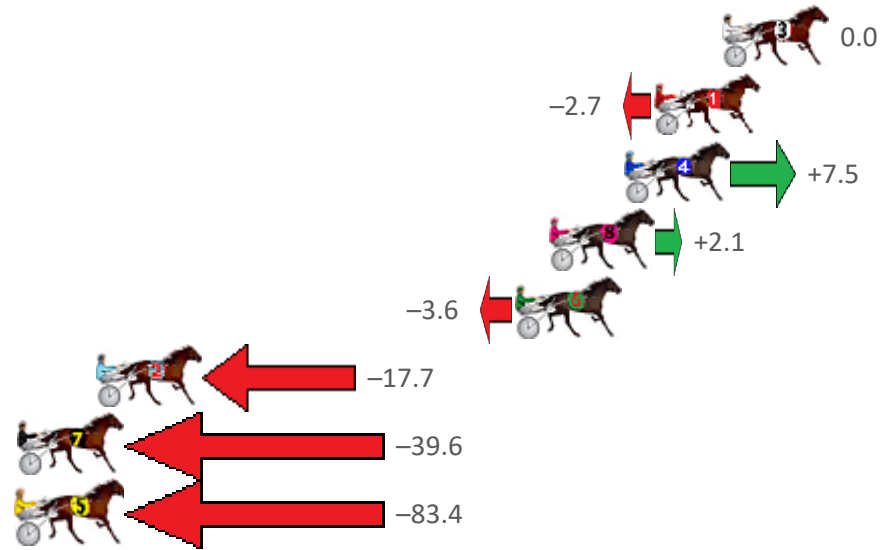
Marburg Race 2 Distance 1850m

Sunday, 16 May 2021

Gross Time: 2:18.70 MileRate: 2:00.70 LeadTime: 17.20s First Qtr: 31.60s Second Qtr: 31.40s Third Qtr: 28.80s Fourth Qtr: 29.70s

No Horse	Plc	Margin	Time	800Time (W)	400 Time (W)
3 TUAKANA	1	0.0m	2:18.70	58.50s (1)	29.66s (1)
1 CLARES FOOL	2	2.7m	2:18.91	58.70s (0)	29.90s (0)
4 DALLAS COWGIRL	3	3.9m	2:19.00	57.95s (1)	29.38s (2)
8 MOONLIGHT BUTCHER	4	6.9m	2:19.24	58.35s (0)	29.54s (0)
6 AURORA ROSE	5	8.2m	2:19.34	58.76s (0)	29.88s (1)
2 LITTLEDEE	6	24.9m	2:20.64	59.79s (1)	30.77s (1)
7 OUR CHAMPION	7	54.8m	2:22.97	61.38s (0)	32.30s (0)
5 THE LAST DRAGON	8	107.8m	2:27.09	64.56s (0)	34.34s (0)

Finish Position and metres gained from 800m



Sectionals
Powered by

PJ HARNESS ANALYSER

HORSE REPORTS / RAW DATA

Version 3.05
Out Now!

All your sectional needs

Check us out at www.pjdata.com.au



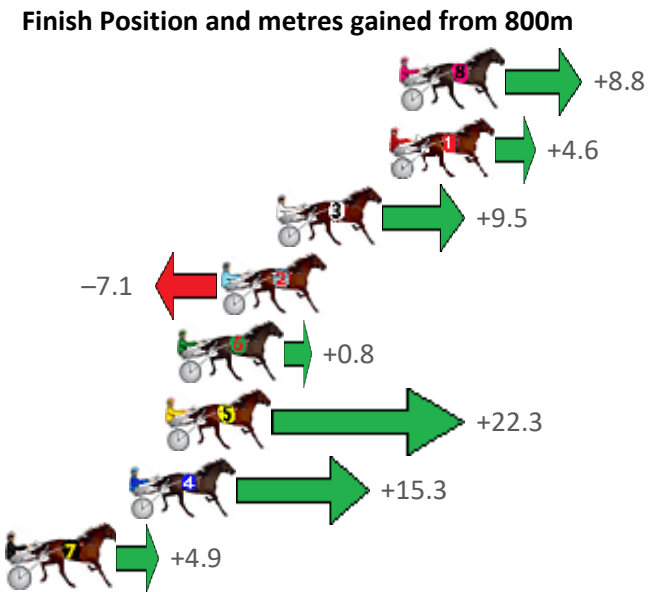
The Racing Queensland Board (trading as Racing Queensland) and provider are not responsible for the completeness or accuracy of any of the information contained herein, and makes no representations about its suitability for any purpose.

Marburg Race 3 Distance 1850m

Sunday, 16 May 2021

Gross Time: 2:19.30 MileRate: 2:01.20 LeadTime: 17.30s First Qtr: 31.50s Second Qtr: 30.10s Third Qtr: 29.00s Fourth Qtr: 31.40s

No Horse	Plc	Margin	Time	800Time (W)	400 Time (W)
8 BUTCHERFEELGOOD	1	0.0m	2:19.30	59.74s (1)	31.20s (1)
1 TEACHERS PET	2	0.4m	2:19.33	60.05s (0)	31.07s (0)
3 TURN TURN FLYER	3	4.9m	2:19.70	59.69s (1)	30.80s (1)
2 TRACES OF TARA	4	7.1m	2:19.88	60.93s (0)	31.95s (0)
6 OUR LITTLE SKIPPER	5	8.8m	2:20.02	60.34s (0)	31.29s (0)
5 BEEF CITY STARZZZ	6	9.3m	2:20.06	58.73s (1)	30.55s (2)
4 HIGHMORALGROUND	7	10.7m	2:20.18	59.25s (1)	30.50s (1)
7 GINA TARANTELLA	8	15.5m	2:20.57	60.03s (1)	31.27s (1)



Sectionals
Powered by

PJ HARNESS ANALYSER Version 3.05 Out Now!
HORSE REPORTS / RAW DATA
 All your sectional needs Check us out at www.pjdata.com.au



The Racing Queensland Board (trading as Racing Queensland) and provider are not responsible for the completeness or accuracy of any of the information contained herein, and makes no representations about its suitability for any purpose.

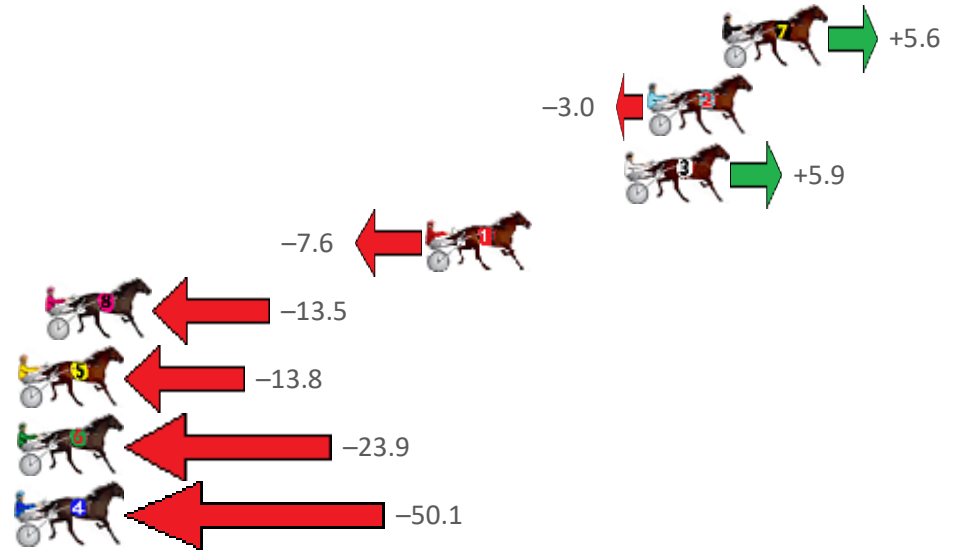
Marburg Race 4 Distance 1850m

Sunday, 16 May 2021

Gross Time: 2:16.60 MileRate: 1:58.80 LeadTime: 16.40s First Qtr: 29.80s Second Qtr: 30.80s Third Qtr: 29.70s Fourth Qtr: 29.90s

No Horse	Plc	Margin	Time	800Time (W)	400 Time (W)
7 NIGHT NINJA	1	0.0m	2:16.60	59.19s (1)	29.56s (2)
2 PEGGY STARDUST	2	3.0m	2:16.84	59.82s (0)	30.12s (0)
3 ABERCROMBIE TAB	3	3.9m	2:16.91	59.16s (1)	29.49s (1)
1 SHESFEELINPRECIOUS	4	11.8m	2:17.52	60.16s (0)	30.45s (0)
8 REDUCED TO ASHES	5	26.9m	2:18.71	60.60s (0)	30.77s (0)
5 SWEET SANGRIA	6	28.0m	2:18.79	60.62s (1)	31.55s (3)
6 BONNIES CAM	7	32.5m	2:19.15	61.37s (0)	31.60s (0)
4 JAY DEE BE ROLLIN	8	51.3m	2:20.62	63.31s (1)	33.56s (1)

Finish Position and metres gained from 800m



Sectionals
Powered by

PJ HARNESS ANALYSER Version 3.05
HORSE REPORTS / RAW DATA Out Now!

All your sectional needs

Check us out at www.pjdata.com.au



The Racing Queensland Board (trading as Racing Queensland) and provider are not responsible for the completeness or accuracy of any of the information contained herein, and makes no representations about its suitability for any purpose.

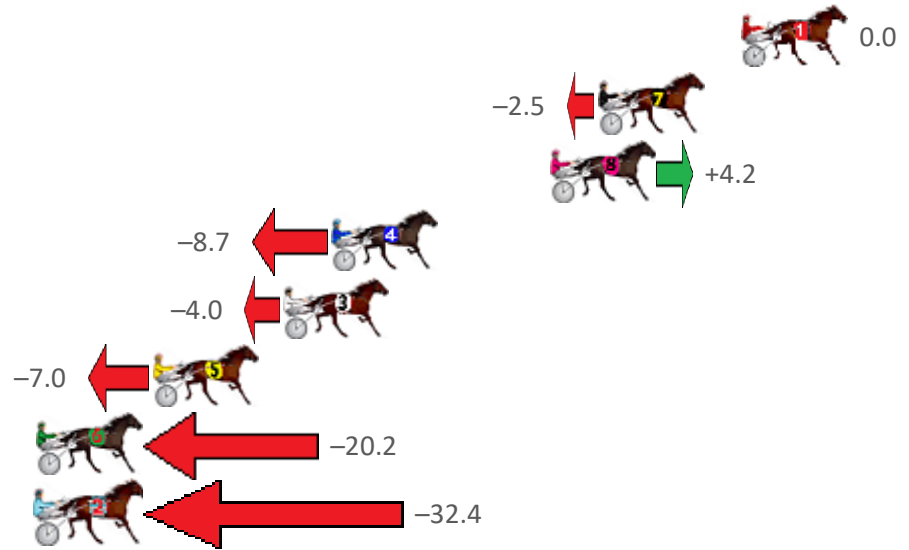
Marburg Race 5 Distance 1850m

Sunday, 16 May 2021

Gross Time: 2:16.30 MileRate: 1:58.50 LeadTime: 17.40s First Qtr: 30.70s Second Qtr: 30.70s Third Qtr: 28.30s Fourth Qtr: 29.20s

No Horse	Plc	Margin	Time	800Time (W)	400 Time (W)
1 SIR BULSKI	1	0.0m	2:16.30	57.50s (0)	29.20s (0)
7 DOLLARBILL	2	5.7m	2:16.74	57.68s (1)	29.37s (1)
8 SCHEU CREEK	3	7.6m	2:16.88	57.20s (1)	29.03s (2)
4 NEWMERELLA LADYKAY	4	16.3m	2:17.55	58.12s (1)	29.70s (1)
3 ROCKNROLL PROMISE	5	18.2m	2:17.69	57.79s (0)	28.82s (0)
5 GWENDALION	6	23.4m	2:18.09	58.00s (1)	29.58s (1)
6 MY ULTIMATE HELL	7	29.6m	2:18.57	58.94s (0)	29.98s (0)
2 IFYOUBELIEVE	8	36.8m	2:19.12	59.82s (0)	31.12s (0)

Finish Position and metres gained from 800m



Sectionals
Powered by

PJ HARNESS ANALYSER Version 3.05 Out Now!
HORSE REPORTS / RAW DATA
 All your sectional needs Check us out at www.pjdata.com.au



The Racing Queensland Board (trading as Racing Queensland) and provider are not responsible for the completeness or accuracy of any of the information contained herein, and makes no representations about its suitability for any purpose.

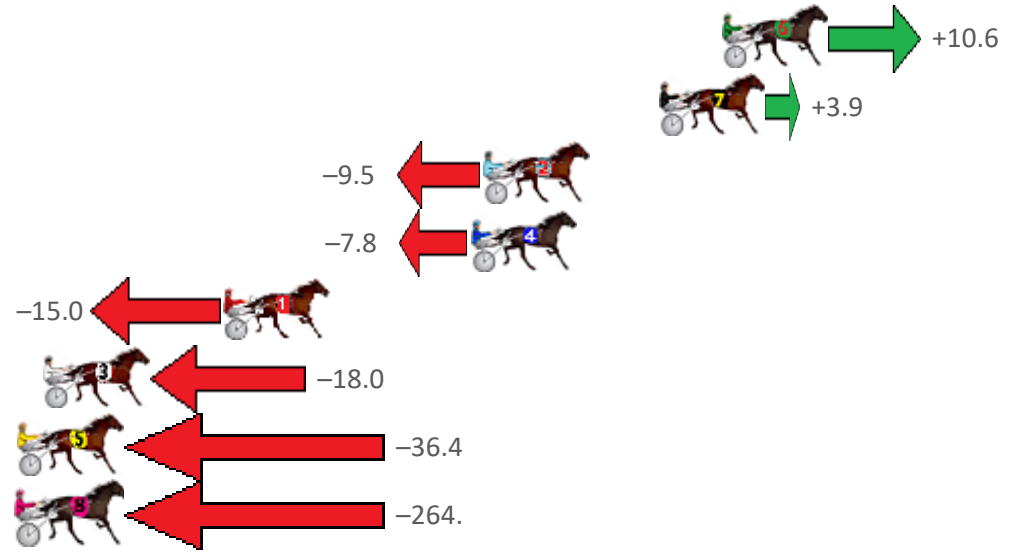
Marburg Race 6 Distance 1850m

Sunday, 16 May 2021

Gross Time: 2:17.40 MileRate: 1:59.50 LeadTime: 16.80s First Qtr: 31.20s Second Qtr: 32.00s Third Qtr: 28.40s Fourth Qtr: 29.00s

No Horse	Plc	Margin	Time	800Time (W)	400 Time (W)
6 GOTTAHAVEAHOBBIIE	1	0.0m	2:17.40	56.64s (1)	28.38s (1)
7 GOSLING IN FLIGHT	2	2.5m	2:17.59	57.12s (1)	28.88s (1)
2 KETTERING GIRL	3	9.5m	2:18.12	58.08s (0)	29.68s (0)
4 DONNY JONES	4	10.0m	2:18.16	57.96s (1)	29.72s (1)
1 TASCOTT TERROR	5	19.8m	2:18.91	58.47s (0)	29.92s (0)
3 LA PISTOLA	6	27.0m	2:19.45	58.68s (0)	30.11s (0)
5 MAYWYN A JUG ORTW	7	51.4m	2:21.31	60.00s (1)	31.44s (1)
8 GOLDEN SAND	8	514.3m	2:56.54	76.26s (0)	40.85s (0)

Finish Position and metres gained from 800m



Sectionals
Powered by

PJ HARNESS ANALYSER Version 3.05 Out Now!

HORSE REPORTS / RAW DATA

All your sectional needs

Check us out at www.pjdata.com.au



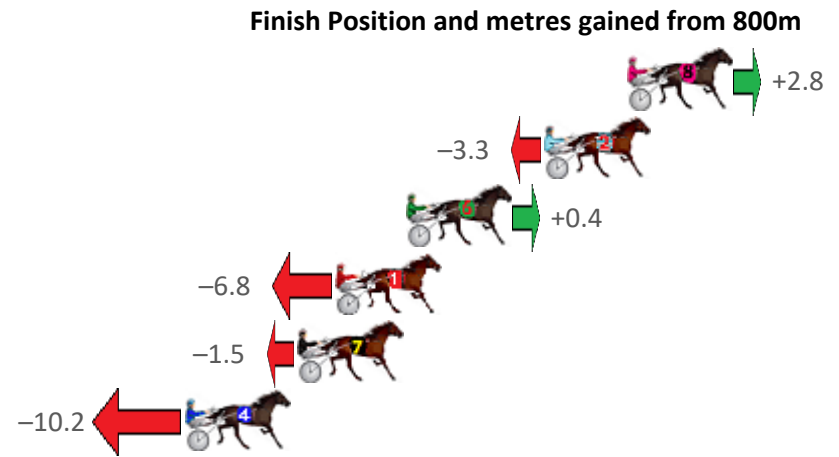
The Racing Queensland Board (trading as Racing Queensland) and provider are not responsible for the completeness or accuracy of any of the information contained herein, and makes no representations about its suitability for any purpose.

Marburg Race 7 Distance 1850m

Sunday, 16 May 2021

Gross Time: 2:18.40 MileRate: 2:00.40 LeadTime: 17.50s First Qtr: 31.20s Second Qtr: 31.90s Third Qtr: 29.10s Fourth Qtr: 28.70s

No Horse	Plc	Margin	Time	800Time (W)	400 Time (W)
8 MONTEREY JACK	1	0.0m	2:18.40	57.60s (1)	28.56s (1)
2 NESTERS HILL	2	3.3m	2:18.65	58.04s (0)	28.94s (0)
6 MISS MIA	3	8.8m	2:19.06	57.77s (0)	28.60s (0)
1 EULO FLYER	4	11.6m	2:19.27	58.29s (0)	29.11s (0)
7 CIRCLE LINE	5	13.1m	2:19.39	57.91s (1)	28.89s (1)
4 POPEYE RUSSELL	6	17.6m	2:19.73	58.53s (1)	29.51s (1)



Sectionals
Powered by

PJ HARNESS ANALYSER Version 3.05 Out Now!
HORSE REPORTS / RAW DATA
 All your sectional needs Check us out at www.pjdata.com.au



The Racing Queensland Board (trading as Racing Queensland) and provider are not responsible for the completeness or accuracy of any of the information contained herein, and makes no representations about its suitability for any purpose.

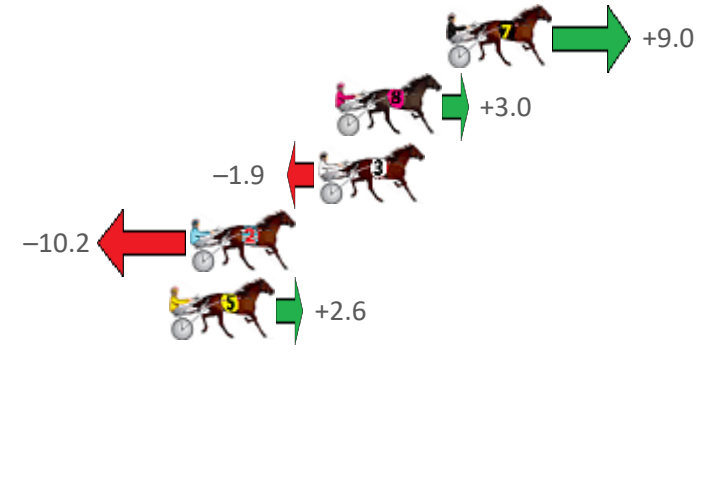
Marburg Race 8 Distance 2200m

Sunday, 16 May 2021

Gross Time: 2:43.60 MileRate: 1:59.70 LeadTime: 45.90s First Qtr: 29.60s Second Qtr: 29.90s Third Qtr: 28.60s Fourth Qtr: 29.60s

No Horse	Plc	Margin	Time	800Time (W)	400 Time (W)
7 CORINDHAP CREEK	1	0.0m	2:43.60	57.55s (0)	28.86s (2)
8 MISTER HART	2	4.4m	2:43.94	57.98s (1)	29.60s (2)
3 IDEAL TIGER	3	5.1m	2:44.00	58.34s (1)	29.87s (1)
2 JEWEL OF PEAK	4	10.2m	2:44.39	58.94s (0)	30.35s (0)
5 BEEF CITY BLAZE	5	11.0m	2:44.45	58.01s (0)	29.50s (0)
1 KAY NORA SHANNON	6	23.2m	2:45.40	59.55s (0)	30.44s (1)
4 DOOLITTLE DOOZZIE	7	24.1m	2:45.47	59.02s (1)	30.03s (1)

Finish Position and metres gained from 800m



Sectionals
Powered by

PJ HARNESS ANALYSER Version 3.05 Out Now!
HORSE REPORTS / RAW DATA
 All your sectional needs Check us out at www.pjdata.com.au



The Racing Queensland Board (trading as Racing Queensland) and provider are not responsible for the completeness or accuracy of any of the information contained herein, and makes no representations about its suitability for any purpose.