

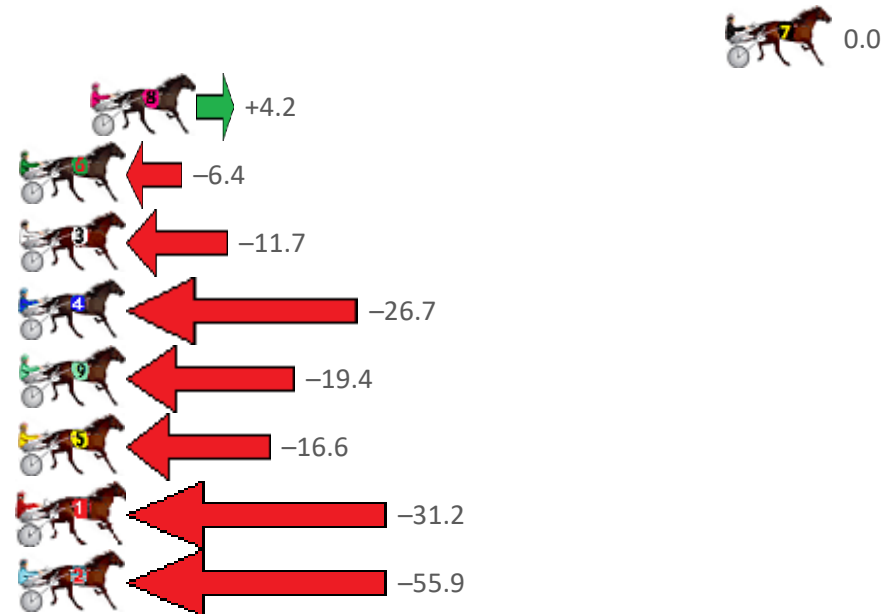
Albion Park Race 1 Distance 1660m

Thursday, 13 May 2021

Gross Time: 1:59.20 MileRate: 1:55.60 LeadTime: 3.40s First Qtr: 27.80s Second Qtr: 29.20s Third Qtr: 29.30s Fourth Qtr: 29.50s

NoHorse	Plc	Margin	Time	800Time (W)	400 Time (W)
7 MAJESTIC SIMON	1	0.0m	1:59.20	58.80s (0)	29.50s (0)
8 CLAUDYS PRINCE	2	25.2m	2:01.15	58.49s (0)	28.52s (2)
6 OUR OVERANOVA	3	31.0m	2:01.60	59.27s (1)	29.78s (1)
3 MELPARK MAGIC	4	46.3m	2:02.78	59.66s (0)	29.95s (0)
4 KINGDOM COME	5	47.3m	2:02.86	60.75s (0)	30.75s (0)
9 GREG THE GREAT	6	54.2m	2:03.39	60.22s (1)	30.20s (1)
5 MAJESTIC ESS JAY	7	55.8m	2:03.52	60.01s (1)	30.61s (3)
1 IM THE COMMANDO	8	56.0m	2:03.53	61.08s (0)	31.17s (1)
2 THE REAPER	9	86.3m	2:05.87	62.89s (1)	33.32s (2)

Finish Position and metres gained from 800m



Sectionals
Powered by

PJ

HARNESS ANALYSER

HORSE REPORTS / RAW DATA

All your sectional needs

Check us out at www.pjdata.com.au

Version 3.05
Out Now!

The Racing Queensland Board (trading as Racing Queensland) and provider are not responsible for the completeness or accuracy of any of the information contained herein, and makes no representations about its suitability for any purpose.

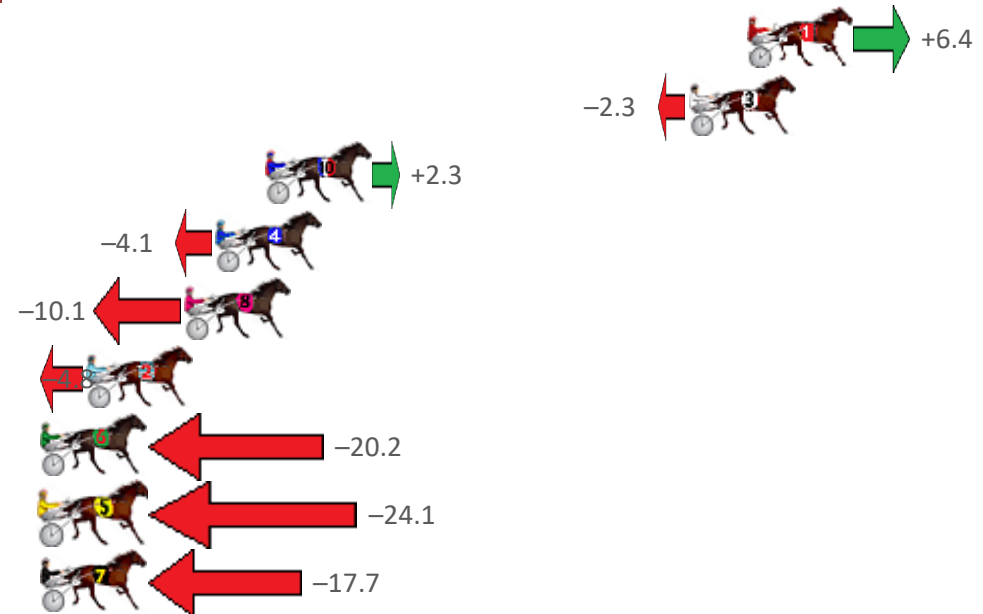
Albion Park Race 2 Distance 1660m

Thursday, 13 May 2021

Gross Time: 2:02.60 MileRate: 1:58.90 LeadTime: 3.30s First Qtr: 30.00s Second Qtr: 30.40s Third Qtr: 29.60s Fourth Qtr: 29.30s

NoHorse	Plc	Margin	Time	800Time (W)	400 Time (W)
1 R ELEVEN ART	1	0.0m	2:02.60	58.43s (0)	28.95s (0)
3 MISSTREPO	2	2.3m	2:02.78	59.07s (0)	29.47s (0)
10 STUDLEIGHS ONLY	3	19.1m	2:04.07	58.73s (1)	29.29s (1)
4 SIR HASZEM	4	21.1m	2:04.22	59.20s (0)	29.63s (0)
8 GAME KEEPER	5	22.3m	2:04.31	59.64s (0)	30.04s (0)
2 VALKYRIE HANOVER	6	26.2m	2:04.61	59.25s (0)	29.65s (0)
6 ONE HELLAVA PARTY	7	47.4m	2:06.24	60.38s (1)	30.68s (1)
5 GOLDEN GRIN	8	50.3m	2:06.47	60.66s (0)	30.87s (0)
7 ROCK IN HEAVEN	9	50.5m	2:06.48	60.20s (1)	30.73s (2)

Finish Position and metres gained from 800m



Sectionals
Powered by

PJ HARNES ANALYSER Version 3.05 Out Now!
HORSE REPORTS / RAW DATA
 All your sectional needs Check us out at www.pjdata.com.au



The Racing Queensland Board (trading as Racing Queensland) and provider are not responsible for the completeness or accuracy of any of the information contained herein, and makes no representations about its suitability for any purpose.

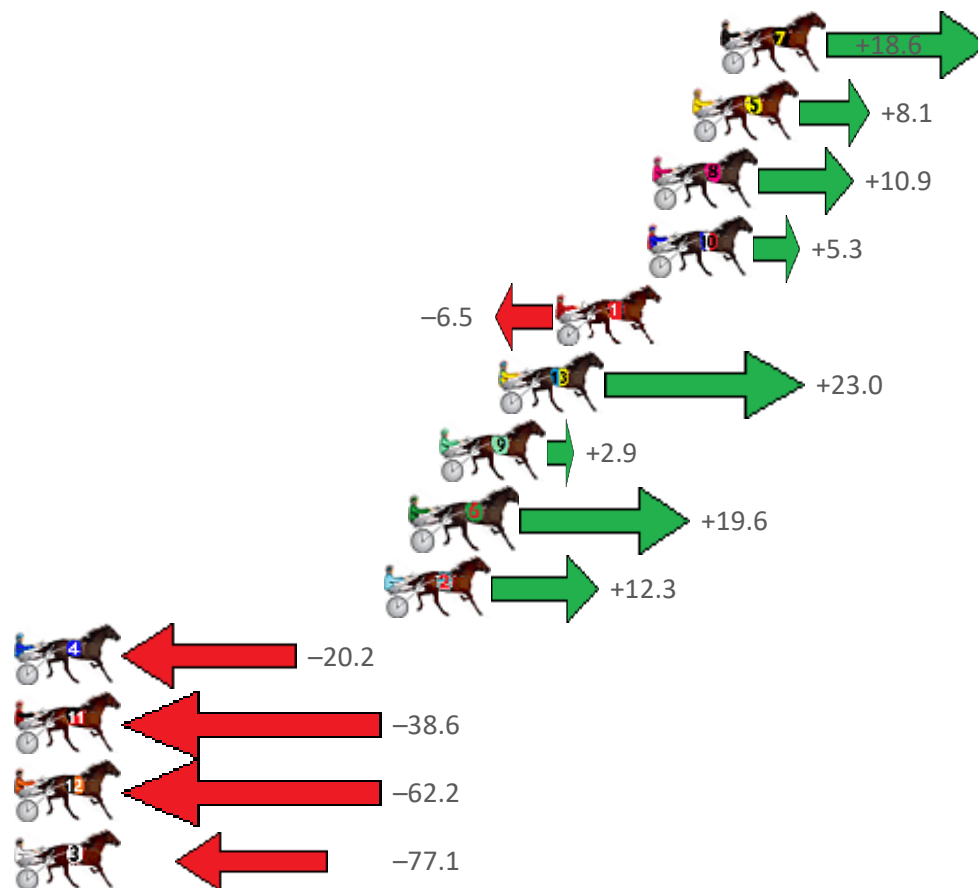
Albion Park Race 3 Distance 2138m

Thursday, 13 May 2021

Gross Time: 2:47.10 MileRate: 2:02.90 LeadTime: 44.50s First Qtr: 30.10s Second Qtr: 29.90s Third Qtr: 31.30s Fourth Qtr: 31.30s

NoHorse	Plc	Margin	Time	800Time (W)	400 Time (W)
7 DOWN UNDER RORS	1	0.0m	2:47.10	61.15s (1)	30.57s (1)
5 DAY TOURER	2	1.1m	2:47.19	61.97s (0)	31.03s (0)
8 SPIDERS DEVIL	3	2.7m	2:47.32	61.75s (0)	30.81s (0)
10 AVEROSS DON	4	2.9m	2:47.34	62.19s (1)	31.46s (1)
1 ALDEBARAN SELENA	5	6.5m	2:47.63	63.11s (0)	31.81s (0)
13 JANSSON	6	8.8m	2:47.82	60.81s (1)	31.19s (2)
9 GUNNER	7	11.1m	2:48.01	62.37s (1)	31.74s (1)
6 CHOCOLATEHANDFUL	8	12.2m	2:48.10	61.07s (0)	31.11s (0)
2 MAJESTIC SPEED	9	13.3m	2:48.19	61.64s (0)	31.18s (1)
4 TOUCHE DE FLING	10	47.0m	2:50.95	64.17s (1)	32.87s (1)
11 CLOVER LOU	11	93.6m	2:54.76	65.60s (0)	33.53s (0)
12 CHASING GREAT	12	142.2m	2:58.73	67.44s (0)	34.58s (0)
3 ILLAWONG BUZZ	13	167.1m	3:00.77	68.60s (0)	34.96s (0)

Finish Position and metres gained from 800m



Sectionals
Powered by

PJ HARNESS ANALYSER

HORSE REPORTS / RAW DATA

Version 3.05
Out Now!

PJ Data

All your sectional needs

Check us out at www.pjdata.com.au

The Racing Queensland Board (trading as Racing Queensland) and provider are not responsible for the completeness or accuracy of any of the information contained herein, and makes no representations about its suitability for any purpose.

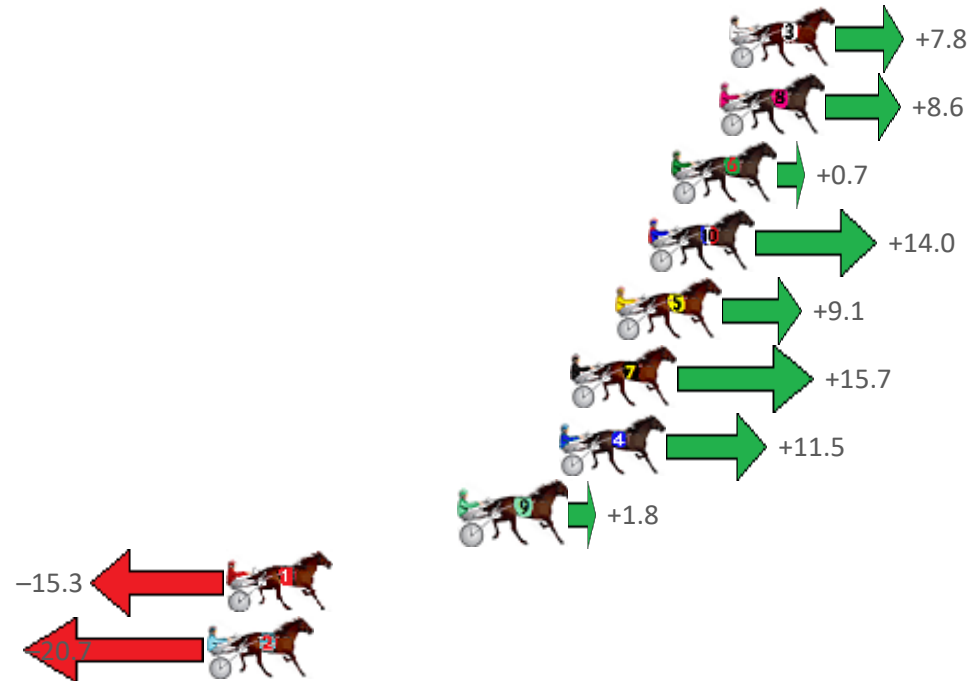
Albion Park Race 4 Distance 1660m

Thursday, 13 May 2021

Gross Time: 2:02.40 MileRate: 1:58.70 LeadTime: 3.40s First Qtr: 28.30s Second Qtr: 30.90s Third Qtr: 29.40s Fourth Qtr: 30.40s

NoHorse	Plc	Margin	Time	800Time (W)	400 Time (W)
3 MELTON LUCKY	1	0.0m	2:02.40	59.22s (1)	30.01s (1)
8 SHEZ GOT BLING	2	0.4m	2:02.43	59.16s (0)	29.51s (1)
6 BEEJAYS DELIGHT	3	2.3m	2:02.58	59.75s (1)	30.57s (0)
10 TORQUE TO THE MAX	4	3.2m	2:02.65	58.76s (1)	29.28s (1)
5 KOOKABURRAPRINCESS	5	4.5m	2:02.76	59.12s (0)	29.43s (0)
7 BUTCHERFEELGOOD	6	6.3m	2:02.90	58.63s (1)	30.39s (2)
4 MELTON MAX GENTLE	7	6.7m	2:02.93	58.95s (0)	29.12s (0)
9 AROONA	8	10.6m	2:03.24	59.67s (1)	30.17s (2)
1 NAUGHTYINHEAVEN	9	19.9m	2:03.98	60.94s (0)	30.94s (0)
2 MIDNIGHT QUEEN	10	20.7m	2:04.05	61.34s (0)	31.34s (0)

Finish Position and metres gained from 800m



Sectionals
Powered by

PJ HARNESS ANALYSER Version 3.05 Out Now!
HORSE REPORTS / RAW DATA
 All your sectional needs Check us out at www.pjdata.com.au



The Racing Queensland Board (trading as Racing Queensland) and provider are not responsible for the completeness or accuracy of any of the information contained herein, and makes no representations about its suitability for any purpose.

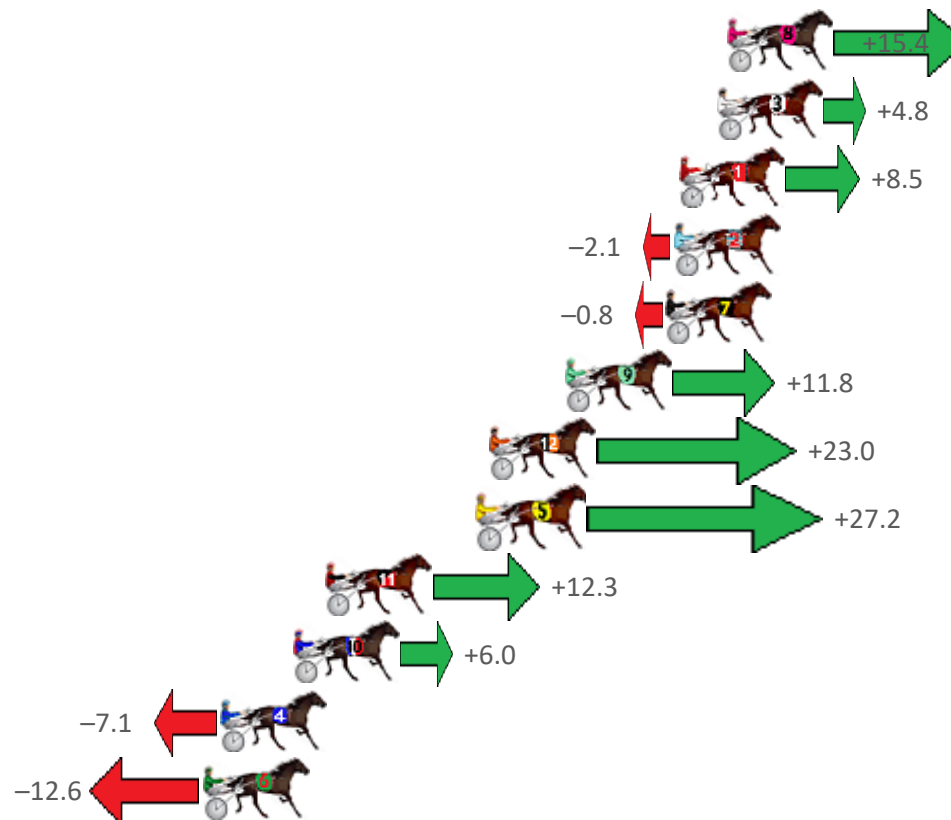
Albion Park Race 5 Distance 2138m

Thursday, 13 May 2021

Gross Time: 2:37.40 MileRate: 1:58.50 LeadTime: 37.80s First Qtr: 31.00s Second Qtr: 28.80s Third Qtr: 29.90s Fourth Qtr: 29.90s

NoHorse	Plc	Margin	Time	800Time (W)	400 Time (W)
8 WESTERN SHOWGIRL	1	0.0m	2:37.40	58.66s (0)	28.86s (0)
3 THE CASUAL GOOSE	2	0.4m	2:37.43	59.44s (0)	29.57s (0)
1 OFFICE BAD BOY	3	1.9m	2:37.55	59.17s (0)	29.31s (0)
2 RANCHO MAN	4	2.1m	2:37.56	59.96s (0)	30.06s (0)
7 DOLLARBILL	5	2.4m	2:37.59	59.86s (1)	30.03s (1)
9 ITSMEGS	6	6.4m	2:37.90	58.92s (1)	29.66s (1)
12 SPECIALANDIKNOWIT	7	9.4m	2:38.14	58.09s (1)	29.57s (1)
5 HIGH ON MONTANA	8	9.8m	2:38.17	57.78s (1)	29.16s (3)
11 GOJOE	9	15.9m	2:38.65	58.89s (1)	29.91s (2)
10 IMA BIRUBI BOY	10	17.2m	2:38.75	59.35s (1)	30.35s (2)
4 COBBLER LANE	11	20.1m	2:38.97	60.33s (1)	30.90s (2)
6 MAYWYN TROUBADOU	12	20.8m	2:39.03	60.74s (1)	31.04s (1)

Finish Position and metres gained from 800m



Sectionals
Powered by

PJ HARNESS ANALYSER Version 3.05 Out Now!
HORSE REPORTS / RAW DATA
 All your sectional needs Check us out at www.pjdata.com.au



The Racing Queensland Board (trading as Racing Queensland) and provider are not responsible for the completeness or accuracy of any of the information contained herein, and makes no representations about its suitability for any purpose.

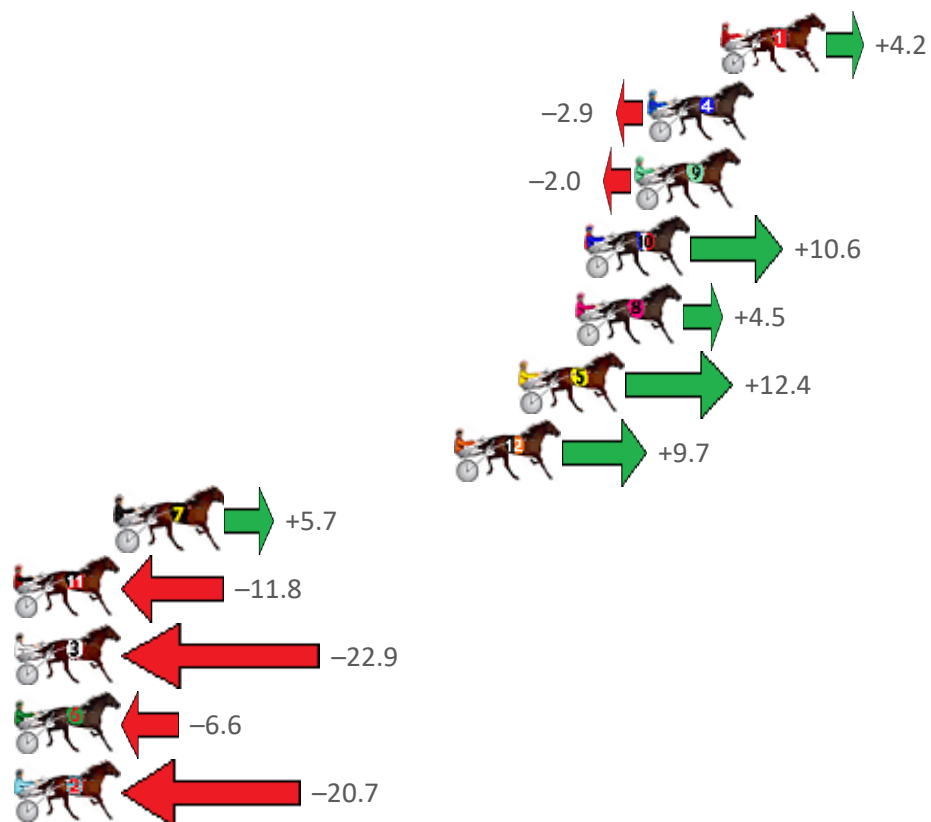
Albion Park Race 6 Distance 2138m

Thursday, 13 May 2021

Gross Time: 2:34.90 MileRate: 1:56.60 LeadTime: 35.90s First Qtr: 30.30s Second Qtr: 29.00s Third Qtr: 29.80s Fourth Qtr: 29.90s

NoHorse	Plc	Margin	Time	800Time (W)	400 Time (W)
1 VIENNA BOY	1	0.0m	2:34.90	59.39s (0)	29.59s (0)
4 MORESCO	2	2.9m	2:35.13	59.92s (0)	30.12s (0)
9 LOOKING FABULOUS	3	3.4m	2:35.17	59.85s (1)	30.11s (1)
10 ANOTHER STATEMENT	4	5.4m	2:35.32	58.91s (1)	29.48s (1)
8 LUVHAVINFUN	5	5.7m	2:35.35	59.37s (0)	29.64s (0)
5 CHANCELESS CENTURY	6	8.0m	2:35.53	58.78s (1)	29.36s (1)
12 HAVING THE FAITH	7	10.5m	2:35.72	58.98s (0)	29.24s (1)
7 SPRINGFIELD SPIRIT	8	23.9m	2:36.77	59.28s (1)	30.20s (2)
11 LITTLE CHANGE	9	28.0m	2:37.09	60.58s (0)	30.90s (0)
3 FIRE AND ICE	10	29.5m	2:37.21	61.40s (1)	31.59s (1)
6 PROSECUTION WITNESS	11	31.6m	2:37.38	60.19s (1)	31.07s (2)
2 BLISSFULDAY	12	32.3m	2:37.43	61.24s (1)	31.44s (2)

Finish Position and metres gained from 800m



Sectionals
Powered by

PJ HARNESS ANALYSER Version 3.05 Out Now!
HORSE REPORTS / RAW DATA
 All your sectional needs Check us out at www.pjdata.com.au



The Racing Queensland Board (trading as Racing Queensland) and provider are not responsible for the completeness or accuracy of any of the information contained herein, and makes no representations about its suitability for any purpose.

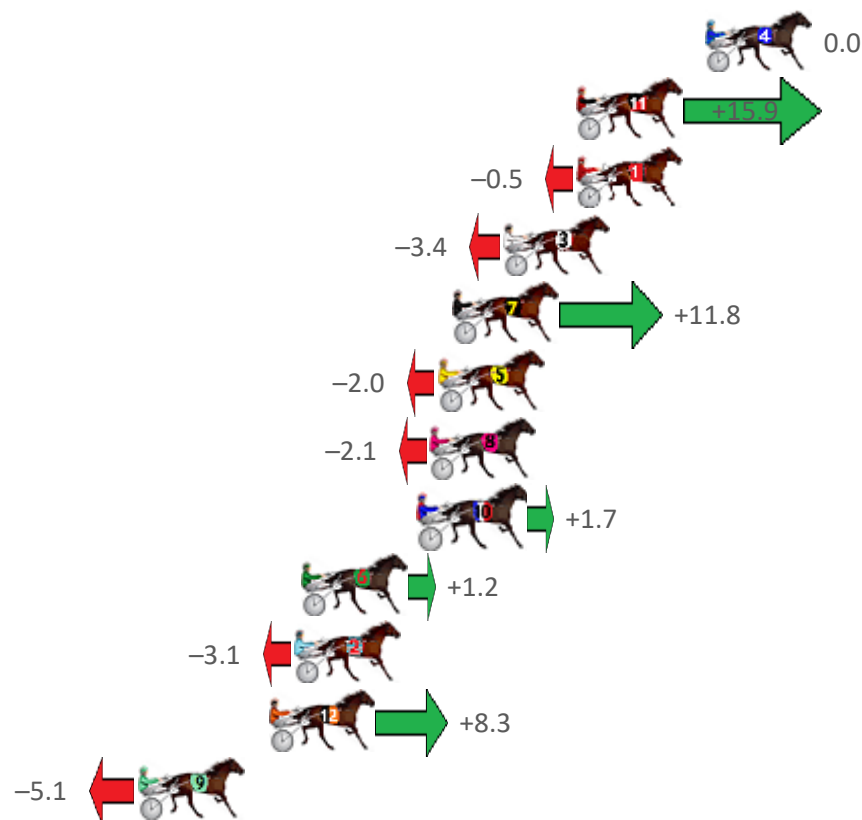
Albion Park Race 7 Distance 2138m

Thursday, 13 May 2021

Gross Time: 2:36.50 MileRate: 1:57.80 LeadTime: 38.10s First Qtr: 31.80s Second Qtr: 30.50s Third Qtr: 29.00s Fourth Qtr: 27.10s

NoHorse	Plc	Margin	Time	800Time (W)	400 Time (W)
4 WITH THE BAND	1	0.0m	2:36.50	56.10s (0)	27.10s (0)
11 JERADAS DELIGHT	2	5.1m	2:36.86	54.99s (2)	27.24s (2)
1 DELIGHTFUL MAJOR	3	5.1m	2:36.86	56.13s (0)	27.16s (0)
3 MOHS EM DOWN	4	8.0m	2:37.07	56.34s (1)	27.41s (1)
7 MONTANA CHIEF	5	10.0m	2:37.21	55.28s (1)	26.91s (2)
5 B MAC C	6	10.6m	2:37.26	56.24s (1)	27.30s (1)
8 TWENTYEIGHTBLACK	7	10.9m	2:37.28	56.25s (0)	27.21s (0)
10 SPRING CAMPAIGN	8	11.3m	2:37.31	55.98s (0)	26.95s (0)
6 MAJOR GENERALJUJON	9	16.0m	2:37.64	56.02s (0)	26.91s (0)
2 MACH LE MORE	10	16.3m	2:37.66	56.32s (1)	27.36s (1)
12 TACTICAL RESPONSE	11	17.3m	2:37.73	55.52s (2)	27.74s (2)
9 ROCKNROLL CLASSIC	12	22.5m	2:38.11	56.46s (1)	27.47s (1)

Finish Position and metres gained from 800m



Sectionals
Powered by

PJ HARNESS ANALYSER

HORSE REPORTS / RAW DATA

Version 3.05
Out Now!

All your sectional needs

Check us out at www.pjdata.com.au

The Racing Queensland Board (trading as Racing Queensland) and provider are not responsible for the completeness or accuracy of any of the information contained herein, and makes no representations about its suitability for any purpose.

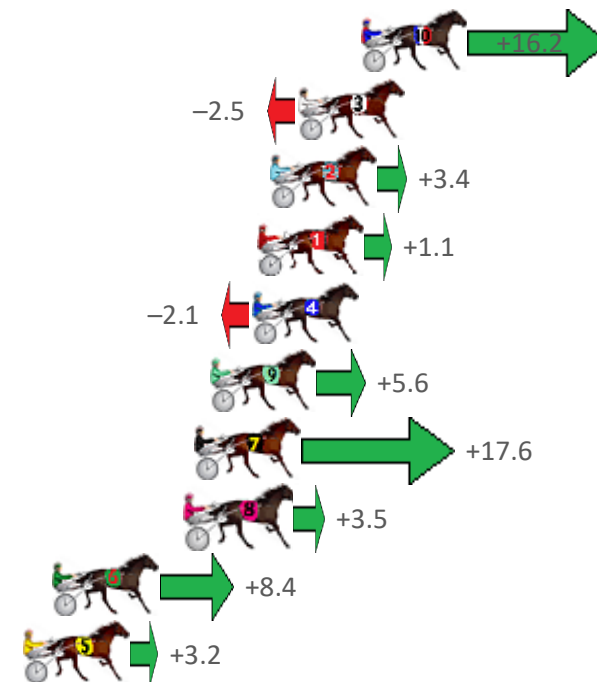
Albion Park Race 8 Distance 1660m

Thursday, 13 May 2021

Gross Time: 1:58.60 MileRate: 1:54.90 LeadTime: 3.50s First Qtr: 29.00s Second Qtr: 28.70s Third Qtr: 28.10s Fourth Qtr: 29.30s

NoHorse	Plc	Margin	Time	800Time (W)	400 Time (W)
10 AQUA SANCTA	1	0.0m	1:58.60	56.24s (1)	28.02s (2)
3 ROLL WITH ROCKY	2	2.5m	1:58.79	57.58s (0)	29.48s (0)
2 TEARAWAY DIAMOND	3	3.6m	1:58.88	57.16s (1)	28.82s (1)
1 ONE OFF	4	4.1m	1:58.92	57.32s (0)	29.16s (0)
4 LEFT A TERROR	5	4.3m	1:58.93	57.55s (1)	29.21s (1)
9 SQUARE DEALER	6	6.0m	1:59.06	57.00s (1)	28.76s (2)
7 IT AINT THE MONEY	7	6.6m	1:59.11	56.14s (0)	28.41s (1)
8 OUR MEGASTAR	8	6.9m	1:59.13	57.15s (0)	29.02s (0)
6 HARPS	9	12.2m	1:59.54	56.80s (1)	28.69s (3)
5 GASMONKEY	10	13.4m	1:59.63	57.17s (0)	28.78s (0)

Finish Position and metres gained from 800m



Sectionals
Powered by

PJ HARNESS ANALYSER Version 3.05 Out Now!
HORSE REPORTS / RAW DATA
 All your sectional needs Check us out at www.pjdata.com.au



The Racing Queensland Board (trading as Racing Queensland) and provider are not responsible for the completeness or accuracy of any of the information contained herein, and makes no representations about its suitability for any purpose.

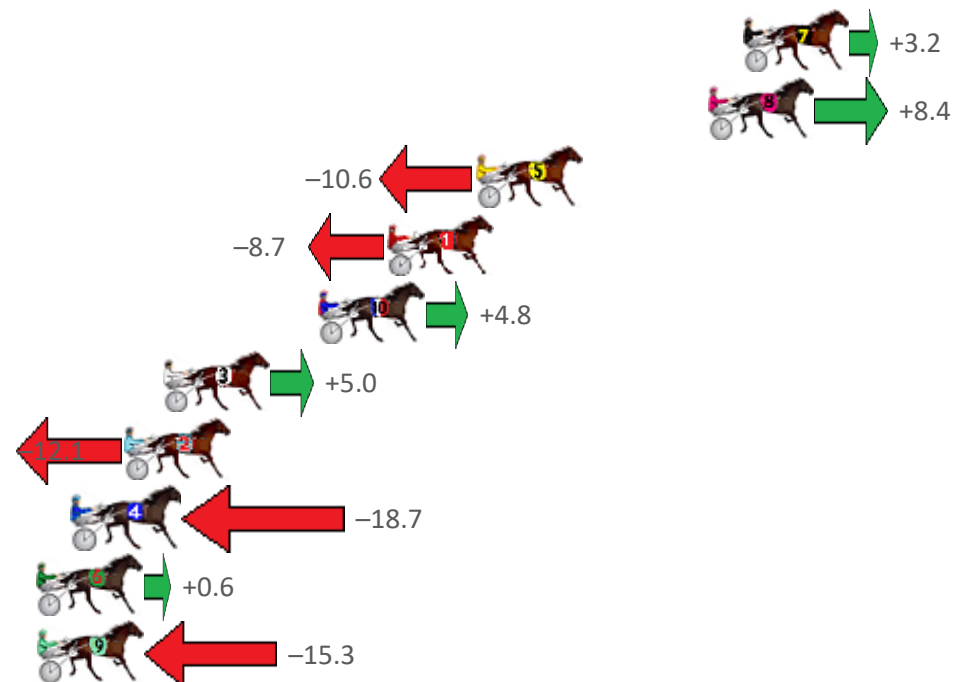
Albion Park Race 9 Distance 1660m

Thursday, 13 May 2021

Gross Time: 1:59.20 MileRate: 1:55.50 LeadTime: 3.50s First Qtr: 28.30s Second Qtr: 29.50s Third Qtr: 28.80s Fourth Qtr: 29.10s

No	Horse	Plc	Margin	Time	800Time (W)	400 Time (W)
7	BITCOIN	1	0.0m	1:59.20	57.67s (1)	29.04s (1)
8	ADRENALINE RUSH	2	1.4m	1:59.31	57.30s (0)	28.54s (0)
5	FEEL THE THRILL	3	10.6m	2:00.01	58.66s (0)	29.87s (0)
1	CHILI ROCKS	4	14.1m	2:00.28	58.53s (0)	29.79s (0)
10	ARK ME	5	16.8m	2:00.48	57.55s (1)	28.54s (1)
3	CALL ME TRISH	6	23.0m	2:00.96	57.54s (0)	29.35s (0)
2	OCEAN LANE	7	24.5m	2:01.07	58.77s (1)	29.76s (1)
4	GROOVY MISS ANNIE	8	26.5m	2:01.22	59.25s (1)	30.26s (1)
6	STORM GILBERT	9	28.0m	2:01.34	57.86s (1)	29.13s (0)
9	OUR ULTIMATE HANNA	10	32.1m	2:01.65	59.00s (1)	29.98s (1)

Finish Position and metres gained from 800m



Sectionals
Powered by

PJ HARNESS ANALYSER Version 3.05 Out Now!
HORSE REPORTS / RAW DATA
 All your sectional needs Check us out at www.pjdata.com.au



The Racing Queensland Board (trading as Racing Queensland) and provider are not responsible for the completeness or accuracy of any of the information contained herein, and makes no representations about its suitability for any purpose.