


# Albion Park Race 1 Distance 1660m

Tuesday, 11 May 2021

Gross Time: 2:02.30 MileRate: 1:58.60 LeadTime: 3.50s First Qtr: 28.50s Second Qtr: 31.40s Third Qtr: 28.80s Fourth Qtr: 30.10s

No	Horse	Plc	Margin	Time	800Time (W)	400 Time (W)
1	CHASIN DREAMZ	1	0.0m	2:02.30	58.50s (0)	29.59s (0)
4	GHOST GUM	2	2.3m	2:02.48	59.07s (0)	30.27s (0)
7	NIFTY STUDLEIGH	3	10.9m	2:03.16	58.61s (1)	30.08s (0)
2	GRINYDONTCHA	4	19.4m	2:03.83	59.57s (1)	30.61s (2)
3	ARTISTIC HUMMA	5	28.2m	2:04.52	60.54s (1)	31.40s (1)
6	BOPPIN THE BLUES	6	33.1m	2:04.91	60.52s (2)	31.24s (0)
5	RAGNAROK	7	85.2m	2:09.02	61.11s (0)	31.61s (0)

Finish Position and metres gained from 800m



Sectionals  
Powered by

The Racing Queensland Board (trading as Racing Queensland) and provider are not responsible for the completeness or accuracy of any of the information contained herein, and makes no representations about its suitability for any purpose.

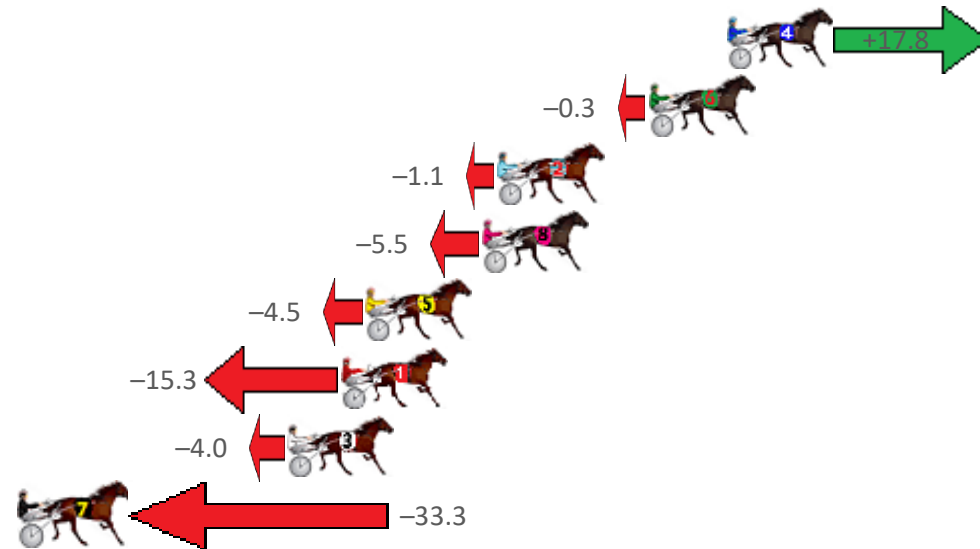
# Albion Park Race 2 Distance 1660m

Tuesday, 11 May 2021

Gross Time: 1:58.80 MileRate: 1:55.20 LeadTime: 3.30s First Qtr: 28.80s Second Qtr: 29.60s Third Qtr: 27.90s Fourth Qtr: 29.20s

NoHorse	Plc	Margin	Time	800Time (W)	400 Time (W)
4 MY ULTIMATE CLIPPA	1	0.0m	1:58.80	55.84s (1)	27.92s (1)
6 MISTERY ROAD	2	3.1m	1:59.04	57.12s (1)	29.40s (1)
2 NOT THE KINGSWOOD	3	9.1m	1:59.50	57.18s (1)	29.37s (1)
8 GLENLEDI COMMANDE	4	9.7m	1:59.54	57.49s (0)	29.60s (0)
5 RAINBOW JET	5	14.3m	1:59.90	57.42s (0)	29.53s (0)
1 DON HESTON	6	15.3m	1:59.97	58.19s (0)	30.31s (0)
3 ALLMIGHTY MAX	7	17.4m	2:00.13	57.38s (1)	29.50s (1)
7 REDUCED TO ASHES	8	56.1m	2:03.10	59.46s (0)	31.20s (0)

Finish Position and metres gained from 800m



Sectionals  
Powered by

**PJ HARNESS ANALYSER** Version 3.05 Out Now!  
**HORSE REPORTS / RAW DATA**  
 All your sectional needs Check us out at [www.pjdata.com.au](http://www.pjdata.com.au)



The Racing Queensland Board (trading as Racing Queensland) and provider are not responsible for the completeness or accuracy of any of the information contained herein, and makes no representations about its suitability for any purpose.

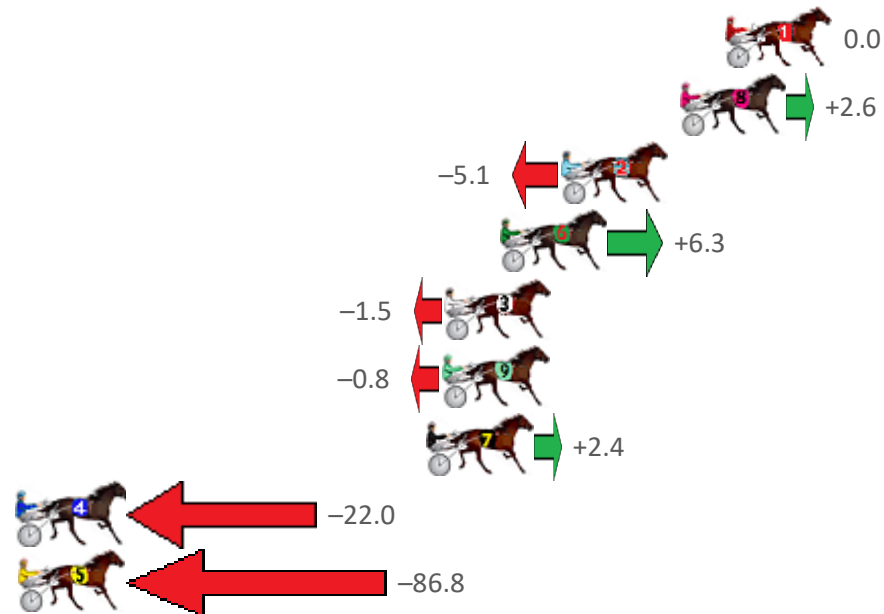
# Albion Park Race 3 Distance 1660m

Tuesday, 11 May 2021

Gross Time: 1:58.80 MileRate: 1:55.10 LeadTime: 3.40s First Qtr: 29.00s Second Qtr: 30.30s Third Qtr: 28.00s Fourth Qtr: 28.10s

No	Horse	Plc	Margin	Time	800Time (W)	400 Time (W)
1	RAANI	1	0.0m	1:58.80	56.10s (0)	28.10s (0)
8	MAJOR TRALEE	2	1.8m	1:58.93	55.92s (0)	27.85s (0)
2	SHEZ ALL STYLE	3	6.5m	1:59.28	56.46s (1)	28.39s (1)
6	OUR STELLA ROSE	4	8.9m	1:59.46	55.66s (1)	27.62s (1)
3	GLITTER STRIP	5	11.1m	1:59.62	56.20s (0)	28.12s (0)
9	BETTOR SPORT	6	11.2m	1:59.63	56.16s (1)	28.06s (1)
7	SO BOBS YOUR UNCLE	7	11.8m	1:59.67	55.93s (0)	27.86s (0)
4	ATOMIC BOMBSHELL	8	28.4m	2:00.90	57.63s (1)	29.54s (1)
5	OUR PEPPERJACK	9	107.4m	2:06.73	62.15s (1)	34.44s (2)

Finish Position and metres gained from 800m



Sectionals  
Powered by

**PJ HARNESS ANALYSER** Version 3.05 Out Now!  
**HORSE REPORTS / RAW DATA**  
 All your sectional needs Check us out at [www.pjdata.com.au](http://www.pjdata.com.au)



The Racing Queensland Board (trading as Racing Queensland) and provider are not responsible for the completeness or accuracy of any of the information contained herein, and makes no representations about its suitability for any purpose.

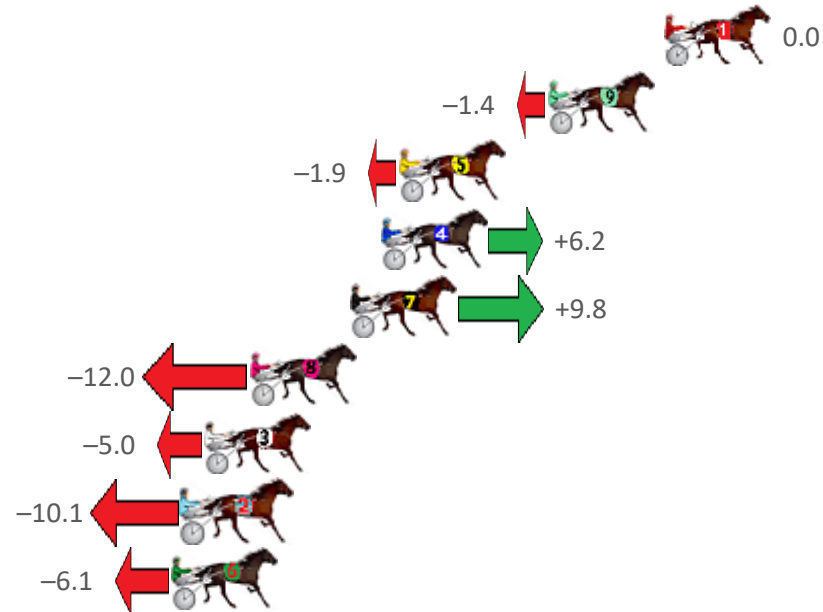
# Albion Park Race 4 Distance 1660m

Tuesday, 11 May 2021

Gross Time: 1:57.60 MileRate: 1:54.00 LeadTime: 3.40s First Qtr: 28.80s Second Qtr: 29.70s Third Qtr: 27.20s Fourth Qtr: 28.50s

NoHorse	Plc	Margin	Time	800Time (W)	400 Time (W)
1 DANCE IN THE SUN	1	0.0m	1:57.60	55.70s (0)	28.50s (0)
9 LOVE YOUR WORK	2	4.6m	1:57.94	55.80s (1)	28.61s (1)
5 ITZ MAJOR RICH	3	10.5m	1:58.39	55.83s (1)	28.61s (1)
4 LITTLELIONELJAMES	4	11.2m	1:58.44	55.27s (1)	28.03s (1)
7 GUIDO DA SIENA	5	12.4m	1:58.53	55.02s (1)	28.06s (2)
8 MY ULTIMATE BONDI	6	16.4m	1:58.83	56.53s (0)	29.32s (0)
3 BONDI SHAKE	7	18.2m	1:58.96	56.05s (1)	28.81s (1)
2 FEARLESS FAITH	8	19.1m	1:59.03	56.40s (0)	29.16s (0)
6 HOLLYWOOD ROOKI	9	19.5m	1:59.06	56.12s (0)	28.79s (0)

Finish Position and metres gained from 800m



Sectionals  
Powered by

The Racing Queensland Board (trading as Racing Queensland) and provider are not responsible for the completeness or accuracy of any of the information contained herein, and makes no representations about its suitability for any purpose.

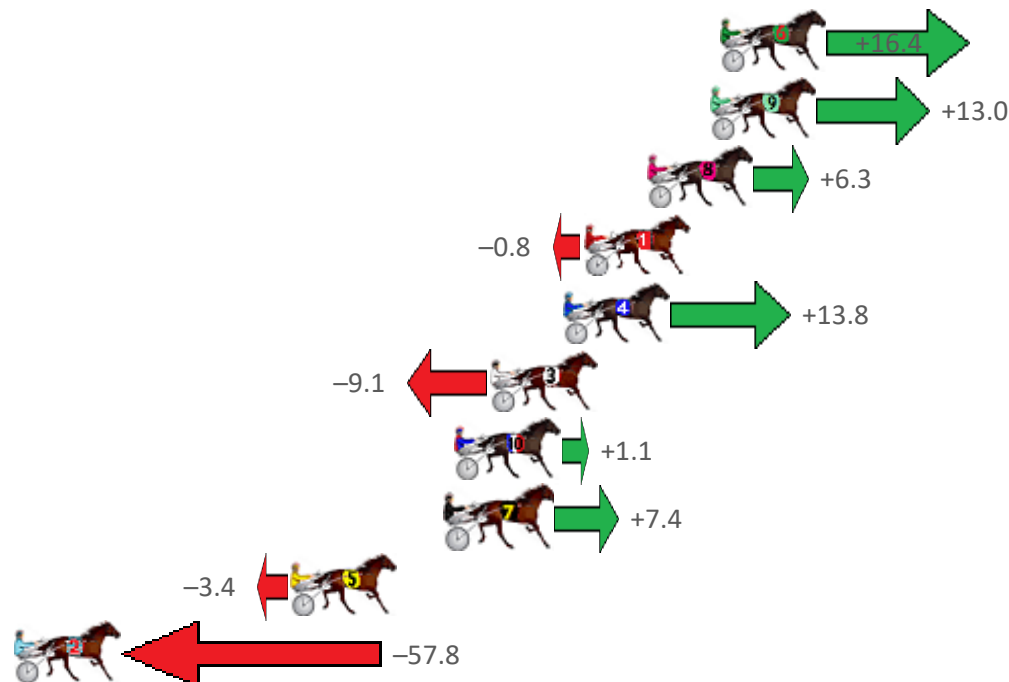
# Albion Park Race 5 Distance 1660m

Tuesday, 11 May 2021

Gross Time: 2:00.10 MileRate: 1:56.50 LeadTime: 3.40s First Qtr: 27.10s Second Qtr: 30.00s Third Qtr: 28.80s Fourth Qtr: 30.80s

NoHorse	Plc	Margin	Time	800Time (W)	400 Time (W)
6 LANCELOT BROMAC	1	0.0m	2:00.10	58.39s (2)	30.52s (2)
9 BETTOR WATCH HIM	2	0.4m	2:00.13	58.64s (0)	29.97s (1)
8 ROWDYS ACE	3	2.9m	2:00.33	59.13s (0)	30.33s (0)
1 GUTS	4	5.4m	2:00.54	59.66s (0)	30.89s (0)
4 WOODLANDS WONDER	5	6.2m	2:00.60	58.58s (1)	30.34s (2)
3 SHEZALUCKYLADY	6	9.1m	2:00.83	60.27s (0)	31.50s (0)
10 COPPICE	7	10.5m	2:00.95	59.52s (2)	31.36s (1)
7 JOEY LINCOLN	8	10.8m	2:00.97	59.05s (0)	30.39s (0)
5 TASCOTT TERROR	9	17.0m	2:01.47	59.85s (1)	30.10s (2)
2 FORGIVE ME	10	67.0m	2:05.50	63.88s (1)	34.23s (1)

Finish Position and metres gained from 800m



Sectionals  
Powered by

**PJ HARNESS ANALYSER** Version 3.05 Out Now!  
**HORSE REPORTS / RAW DATA**  
 All your sectional needs Check us out at [www.pjdata.com.au](http://www.pjdata.com.au)



The Racing Queensland Board (trading as Racing Queensland) and provider are not responsible for the completeness or accuracy of any of the information contained herein, and makes no representations about its suitability for any purpose.

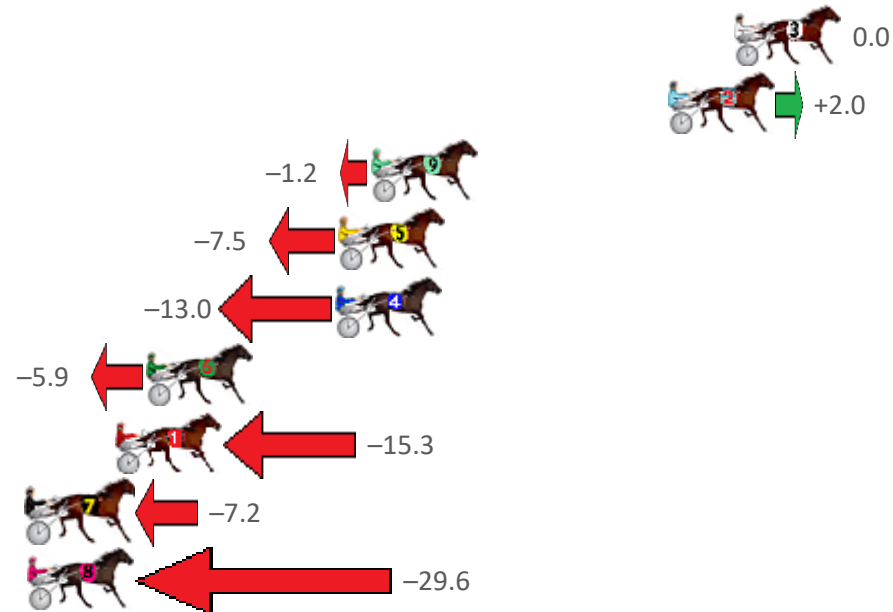
# Albion Park Race 6 Distance 1660m

Tuesday, 11 May 2021

Gross Time: 1:58.20 MileRate: 1:54.60 LeadTime: 3.30s First Qtr: 27.70s Second Qtr: 31.00s Third Qtr: 28.10s Fourth Qtr: 28.10s

NoHorse	Plc	Margin	Time	800Time (W)	400 Time (W)
3 CALL ME KEITH	1	0.0m	1:58.20	56.20s (0)	28.10s (0)
2 ONE LAST ROLL	2	2.6m	1:58.39	56.06s (0)	27.93s (0)
9 BETTOR MEMORIES	3	14.4m	1:59.26	56.28s (1)	28.14s (1)
5 IMA BEACH BABE	4	15.7m	1:59.36	56.72s (1)	28.54s (1)
4 PARATROUPER	5	15.8m	1:59.37	57.11s (1)	28.92s (1)
6 PACIFIC COIN	6	23.3m	1:59.92	56.61s (1)	28.47s (1)
1 MOONAN NINA	7	24.5m	2:00.01	57.27s (0)	29.15s (0)
7 PRECIOUS CULLEN	8	29.2m	2:00.36	56.70s (1)	29.04s (2)
8 CIRCLE LINE	9	44.2m	2:01.46	58.27s (0)	29.92s (0)

Finish Position and metres gained from 800m



Sectionals  
Powered by

**PJ HARNESS ANALYSER** Version 3.05 Out Now!  
**HORSE REPORTS / RAW DATA**  
 All your sectional needs Check us out at [www.pjdata.com.au](http://www.pjdata.com.au)



The Racing Queensland Board (trading as Racing Queensland) and provider are not responsible for the completeness or accuracy of any of the information contained herein, and makes no representations about its suitability for any purpose.

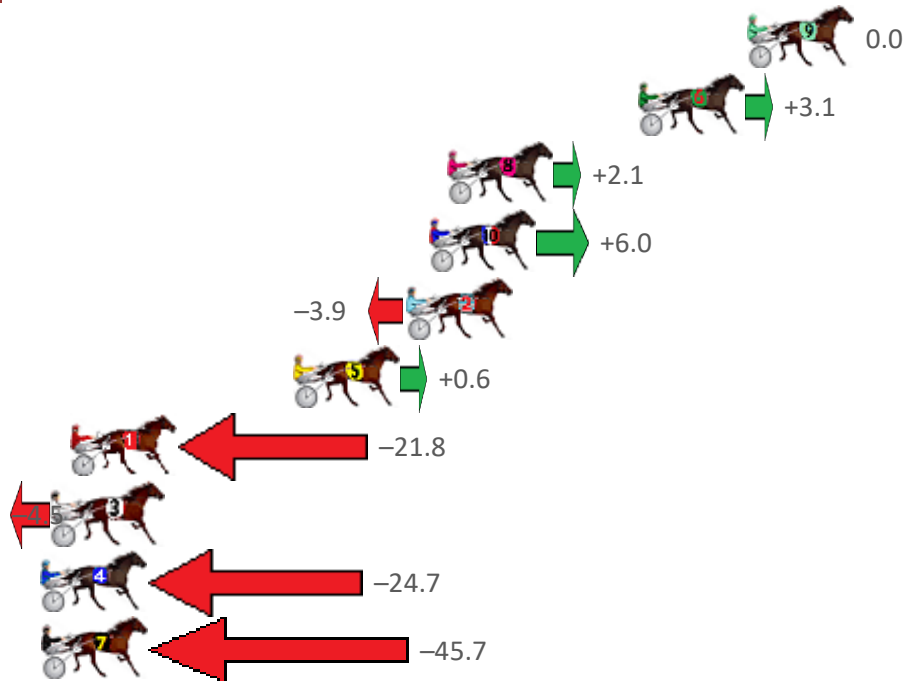
# Albion Park Race 7 Distance 2138m

Tuesday, 11 May 2021

Gross Time: 2:34.90 MileRate: 1:56.60 LeadTime: 37.60s First Qtr: 31.80s Second Qtr: 28.50s Third Qtr: 28.50s Fourth Qtr: 28.50s

No	Horse	Plc	Margin	Time	800Time (W)	400 Time (W)
9	KING TRITON	1	0.0m	2:34.90	57.00s (0)	28.50s (0)
6	LORD DIGBY	2	4.3m	2:35.22	56.78s (1)	28.66s (1)
8	ITS SUPER EASY	3	11.9m	2:35.79	56.85s (0)	28.15s (1)
10	DATTITUDE	4	12.6m	2:35.84	56.57s (1)	28.29s (2)
2	IDEAL TIGER	5	13.5m	2:35.91	57.28s (0)	28.34s (0)
5	ROCKNROLL DA GAMA	6	18.0m	2:36.25	56.96s (0)	28.34s (0)
1	KOTARE ELITE	7	26.8m	2:36.91	58.54s (0)	29.62s (0)
3	MONTEREY JACK	8	27.5m	2:36.96	57.32s (1)	28.99s (2)
4	ROCKSLIDE	9	38.1m	2:37.75	58.75s (1)	30.41s (2)
7	CASHWRANGS SMOKER	10	48.7m	2:38.55	60.24s (1)	31.09s (1)

Finish Position and metres gained from 800m



Sectionals  
Powered by

PJ HARNESS ANALYSER

HORSE REPORTS / RAW DATA

Version 3.05  
Out Now!

All your sectional needs

Check us out at [www.pjdata.com.au](http://www.pjdata.com.au)

The Racing Queensland Board (trading as Racing Queensland) and provider are not responsible for the completeness or accuracy of any of the information contained herein, and makes no representations about its suitability for any purpose.

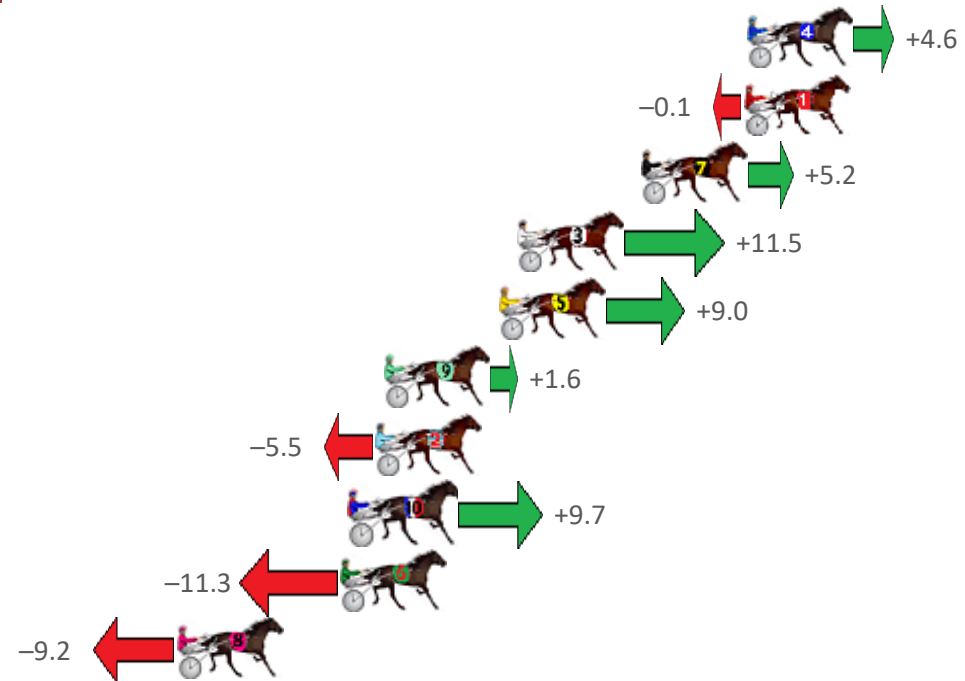
# Albion Park Race 8 Distance 1660m

Tuesday, 11 May 2021

Gross Time: 1:56.50 MileRate: 1:52.90 LeadTime: 3.40s First Qtr: 26.80s Second Qtr: 30.20s Third Qtr: 27.40s Fourth Qtr: 28.70s

No	Horse	Plc	Margin	Time	800Time (W)	400 Time (W)
4	EH EF EL	1	0.0m	1:56.50	55.78s (0)	28.39s (0)
1	THE GROGFATHER	2	0.1m	1:56.51	56.11s (0)	28.71s (0)
7	IMASPORTSSTAR	3	4.2m	1:56.82	55.74s (1)	28.36s (1)
3	ALE ALE KAI	4	9.1m	1:57.19	55.30s (1)	27.97s (1)
5	JOANNIES GIRL	5	9.8m	1:57.24	55.47s (0)	28.16s (0)
9	JAY TEE TYRON	6	14.4m	1:57.59	55.99s (1)	28.57s (2)
2	WICKED AZZ	7	14.7m	1:57.61	56.48s (0)	29.05s (0)
10	MAJOR MUCHA	8	15.7m	1:57.68	55.42s (1)	28.09s (1)
6	MAJOR FERNCO	9	16.1m	1:57.71	56.89s (1)	29.51s (1)
8	BETTATHANIDEAL	10	22.6m	1:58.20	56.74s (0)	29.37s (1)

Finish Position and metres gained from 800m



Sectionals  
Powered by

**PJ HARNESS ANALYSER** Version 3.05 Out Now!  
**HORSE REPORTS / RAW DATA**  
 All your sectional needs Check us out at [www.pjdata.com.au](http://www.pjdata.com.au)



The Racing Queensland Board (trading as Racing Queensland) and provider are not responsible for the completeness or accuracy of any of the information contained herein, and makes no representations about its suitability for any purpose.



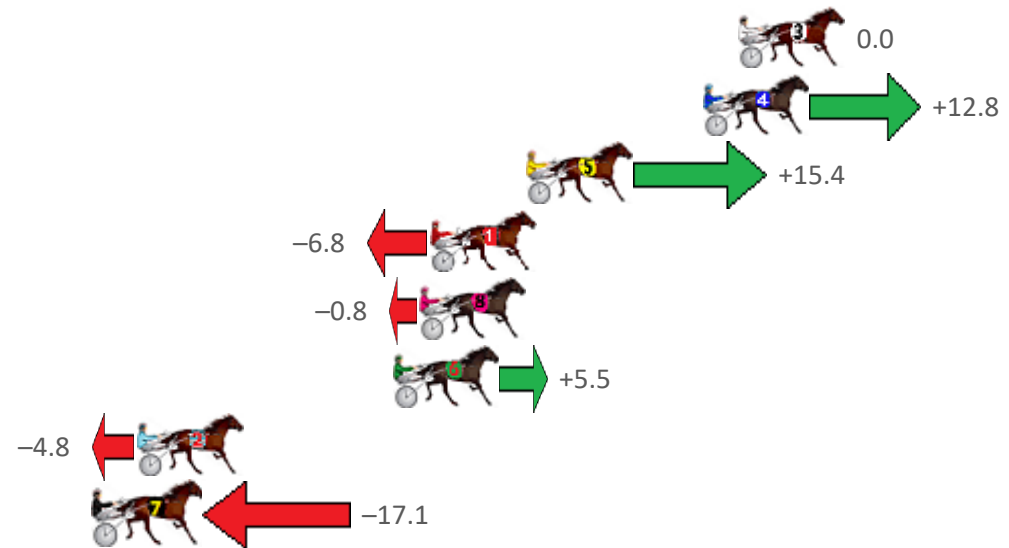
# Albion Park Race 9 Distance 1660m

Tuesday, 11 May 2021

Gross Time: 1:54.90 MileRate: 1:51.40 LeadTime: 3.30s First Qtr: 27.80s Second Qtr: 27.80s Third Qtr: 27.10s Fourth Qtr: 28.90s

NoHorse	Plc	Margin	Time	800Time (W)	400 Time (W)
3 SAUCY DREAMS	1	0.0m	1:54.90	56.00s (0)	28.90s (0)
4 SPEEDY DOMINIC	2	1.4m	1:55.01	55.11s (1)	27.79s (2)
5 SHORTYS MATE	3	8.4m	1:55.54	54.93s (1)	27.64s (2)
1 PARAVANI	4	12.2m	1:55.83	56.47s (0)	29.19s (0)
8 LEOS BEST	5	12.6m	1:55.86	56.06s (0)	28.64s (0)
6 LILAC FLASH	6	13.7m	1:55.94	55.62s (0)	28.23s (0)
2 MAYWYNS COURAGE	7	23.8m	1:56.71	56.33s (1)	29.00s (1)
7 KID MONTANA	8	25.5m	1:56.83	57.19s (1)	29.55s (1)

Finish Position and metres gained from 800m



Sectionals  
Powered by

**PJ HARNESS ANALYSER** Version 3.05 Out Now!  
**HORSE REPORTS / RAW DATA**  
 All your sectional needs Check us out at [www.pjdata.com.au](http://www.pjdata.com.au)



The Racing Queensland Board (trading as Racing Queensland) and provider are not responsible for the completeness or accuracy of any of the information contained herein, and makes no representations about its suitability for any purpose.