

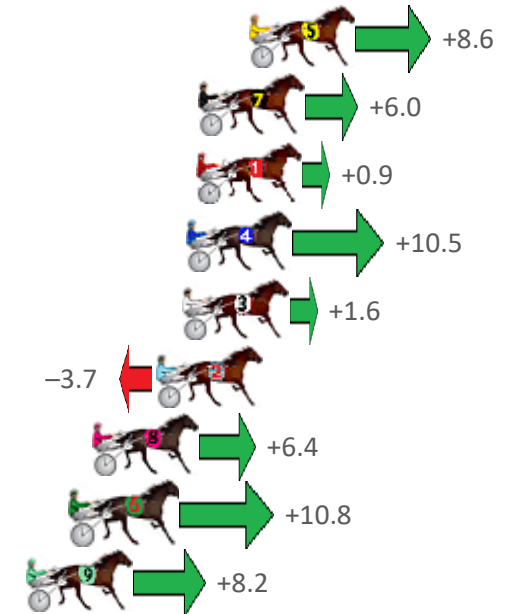
Redcliffe Race 1 Distance 1780m

Sunday, 9 May 2021

Gross Time: 2:09.40 MileRate: 1:57.00 LeadTime: 11.20s First Qtr: 29.80s Second Qtr: 29.70s Third Qtr: 29.60s Fourth Qtr: 29.10s

NoHorse	Plc	Margin	Time	800Time (W)	400 Time (W)
5 NO CONFESSION	1	0.0m	2:09.40	58.07s (1)	28.55s (2)
7 SUKI DAYO	2	2.0m	2:09.55	58.26s (0)	28.88s (0)
1 BLISSFULDAY	3	2.1m	2:09.56	58.63s (0)	29.25s (0)
4 BEEF CITY BLAZE	4	2.5m	2:09.59	57.93s (1)	28.37s (2)
3 INNER LIGHT	5	2.6m	2:09.60	58.58s (1)	29.07s (2)
2 PLATINUM PROMISE	6	3.7m	2:09.68	58.97s (1)	29.37s (1)
8 ALI DOWNUNDER	7	6.2m	2:09.87	58.23s (0)	28.85s (0)
6 MISS MIA	8	7.0m	2:09.93	57.91s (1)	28.38s (2)
9 MY SECRET BEACH	9	8.8m	2:10.07	58.10s (0)	28.77s (1)

Finish Position and metres gained from 800m



Sectionals
Powered by

PJ HARNESS ANALYSER Version 3.05 Out Now!
HORSE REPORTS / RAW DATA
 All your sectional needs Check us out at www.pjdata.com.au



The Racing Queensland Board (trading as Racing Queensland) and provider are not responsible for the completeness or accuracy of any of the information contained herein, and makes no representations about its suitability for any purpose.


Redcliffe Race 2 Distance 1780m

Sunday, 9 May 2021

Gross Time: 2:10.70 MileRate: 1:58.20 LeadTime: 11.20s First Qtr: 29.20s Second Qtr: 31.20s Third Qtr: 30.10s Fourth Qtr: 29.00s

NoHorse	Plc	Margin	Time	800Time (W)	400 Time (W)
4 MY CHINA DOLL	1	0.0m	2:10.70	59.10s (0)	29.00s (0)
8 AQUA CRUISER	2	0.2m	2:10.72	58.09s (1)	28.31s (2)
1 ASHKII	3	0.4m	2:10.73	58.82s (0)	28.73s (0)
7 TRUNKEY DIGGER	4	6.9m	2:11.23	58.96s (0)	28.85s (0)
5 KEAYANG SPONGE BOB	5	18.1m	2:12.08	59.06s (1)	29.24s (2)
6 GANGBUSTER	6	20.6m	2:12.27	60.22s (1)	30.23s (1)
9 MAYWYN A JUG ORTW	7	27.6m	2:12.80	60.14s (0)	30.07s (1)
3 POPEYE RUSSELL	8	30.5m	2:13.02	60.64s (1)	30.62s (1)

Finish Position and metres gained from 800m



Sectionals
Powered by

PJ HARNESS ANALYSER Version 3.05 Out Now!
HORSE REPORTS / RAW DATA
 All your sectional needs
 Check us out at www.pjdata.com.au

The Racing Queensland Board (trading as Racing Queensland) and provider are not responsible for the completeness or accuracy of any of the information contained herein, and makes no representations about its suitability for any purpose.

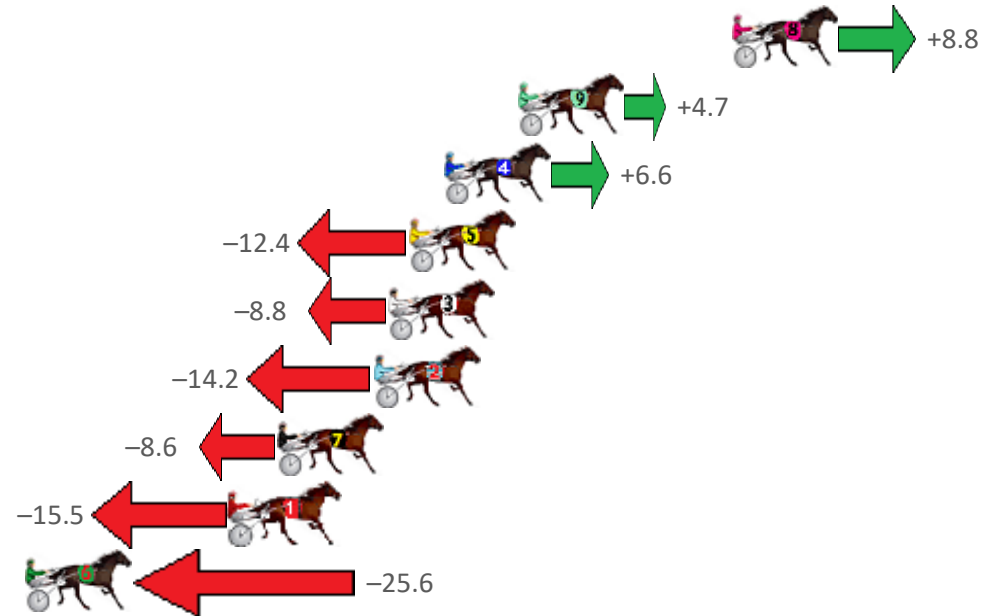
Redcliffe Race 3 Distance 1780m

Sunday, 9 May 2021

Gross Time: 2:10.80 MileRate: 1:58.20 LeadTime: 11.20s First Qtr: 30.30s Second Qtr: 30.20s Third Qtr: 29.20s Fourth Qtr: 29.90s

NoHorse	Plc	Margin	Time	800Time (W)	400 Time (W)
8 VANISH HANOVER	1	0.0m	2:10.80	58.45s (1)	29.29s (2)
9 HOLDINGNO CURRENCY	2	8.5m	2:11.47	58.75s (1)	29.61s (1)
4 ITSMEGS	3	11.4m	2:11.69	58.62s (1)	29.53s (2)
5 PACIFIC COIN	4	12.8m	2:11.80	60.01s (1)	30.84s (1)
3 BUKTHSYSTEM	5	13.6m	2:11.87	59.75s (1)	30.57s (1)
2 MAJOR LUCKY	6	14.2m	2:11.91	60.14s (0)	30.96s (0)
7 SWEET SANGRIA	7	18.0m	2:12.21	59.73s (0)	30.57s (0)
1 ARCHILLES	8	19.9m	2:12.36	60.24s (0)	31.04s (0)
6 BETTOR BACK LOUEY	9	49.4m	2:14.67	60.98s (1)	31.34s (2)

Finish Position and metres gained from 800m



Sectionals
Powered by

PJ HARNESS ANALYSER Version 3.05 Out Now!
HORSE REPORTS / RAW DATA
 All your sectional needs Check us out at www.pjdata.com.au



The Racing Queensland Board (trading as Racing Queensland) and provider are not responsible for the completeness or accuracy of any of the information contained herein, and makes no representations about its suitability for any purpose.

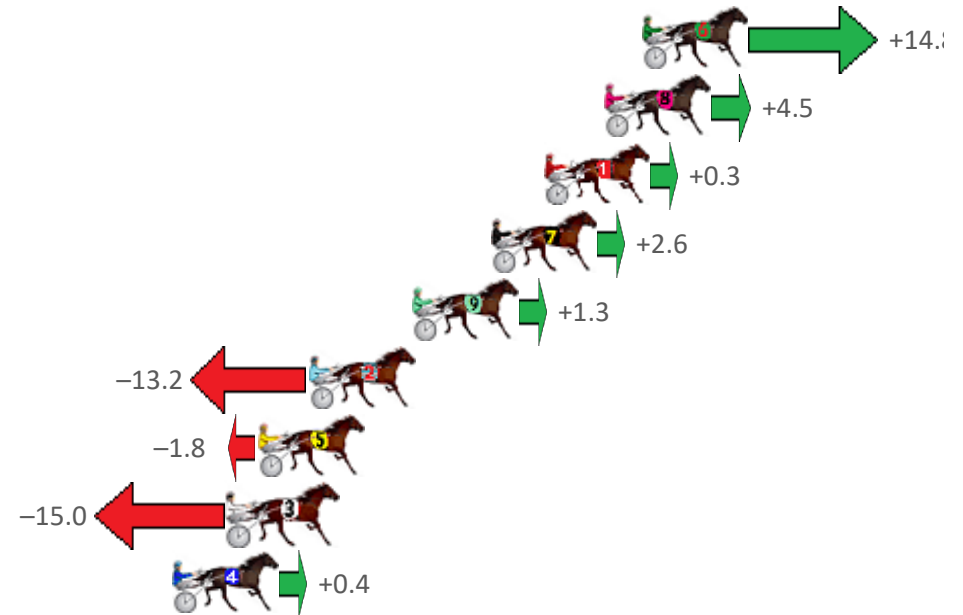
Redcliffe Race 4 Distance 1780m

Sunday, 9 May 2021

Gross Time: 2:14.00 MileRate: 2:01.20 LeadTime: 11.40s First Qtr: 31.20s Second Qtr: 31.30s Third Qtr: 29.80s Fourth Qtr: 30.30s

NoHorse	Plc	Margin	Time	800Time (W)	400 Time (W)
6 DEADLY ROCKER	1	0.0m	2:14.00	58.99s (1)	29.91s (2)
8 THE CASUAL GOOSE	2	1.5m	2:14.12	59.76s (1)	30.40s (2)
1 MISTER DECORUM	3	3.9m	2:14.31	60.08s (0)	30.28s (0)
7 BE ON THE SLY	4	6.0m	2:14.48	59.91s (0)	30.04s (0)
9 PURPLE SHADES	5	9.1m	2:14.72	60.00s (1)	30.43s (1)
2 HURRIKANE SPECIAL	6	13.2m	2:15.05	61.09s (0)	31.29s (0)
5 THREE MACHS	7	15.2m	2:15.21	60.23s (0)	30.42s (0)
3 CLARES FOOL	8	16.4m	2:15.30	61.22s (1)	31.35s (1)
4 TORQUE TO THE MAX	9	18.6m	2:15.48	60.07s (1)	30.93s (2)

Finish Position and metres gained from 800m



Sectionals
Powered by

PJ

HARNES ANALYSER

HORSE REPORTS / RAW DATA

All your sectional needs

Check us out at www.pjdata.com.au

Version 3.05
Out Now!

The Racing Queensland Board (trading as Racing Queensland) and provider are not responsible for the completeness or accuracy of any of the information contained herein, and makes no representations about its suitability for any purpose.

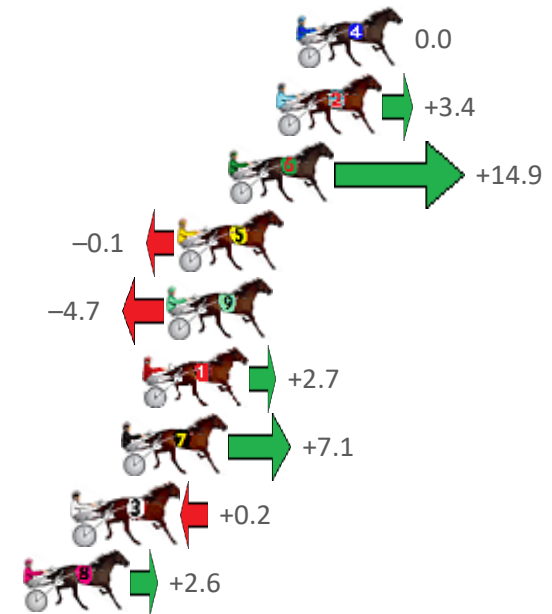
Redcliffe Race 5 Distance 1780m

Sunday, 9 May 2021

Gross Time: 2:16.30 MileRate: 2:03.30 LeadTime: 11.50s First Qtr: 32.50s Second Qtr: 31.50s Third Qtr: 30.00s Fourth Qtr: 30.80s

NoHorse	Plc	Margin	Time	800Time (W)	400 Time (W)
4 BERTILS FIREFOX	1	0.0m	2:16.30	60.80s (0)	30.80s (0)
2 TEACHERS PET	2	0.8m	2:16.36	60.54s (0)	30.46s (0)
6 WAVEDANCER	3	2.7m	2:16.52	59.67s (1)	29.72s (2)
5 DJANGO MACH	4	4.7m	2:16.68	60.81s (1)	30.61s (2)
9 A ROCKNROLL LEGACY	5	5.1m	2:16.71	61.16s (1)	30.95s (1)
1 MILWAUKEE SUNRISE	6	6.1m	2:16.79	60.60s (0)	30.52s (0)
7 TICK OF THE CLOCK	7	6.9m	2:16.86	60.26s (0)	30.23s (0)
3 CHANG	8	8.8m	2:17.01	60.78s (1)	30.65s (3)
8 FEELING THE POWER	9	10.8m	2:17.17	60.60s (1)	30.43s (1)

Finish Position and metres gained from 800m



Sectionals
Powered by

PJ HARNESS ANALYSER Version 3.05 Out Now!
HORSE REPORTS / RAW DATA
 All your sectional needs Check us out at www.pjdata.com.au



The Racing Queensland Board (trading as Racing Queensland) and provider are not responsible for the completeness or accuracy of any of the information contained herein, and makes no representations about its suitability for any purpose.

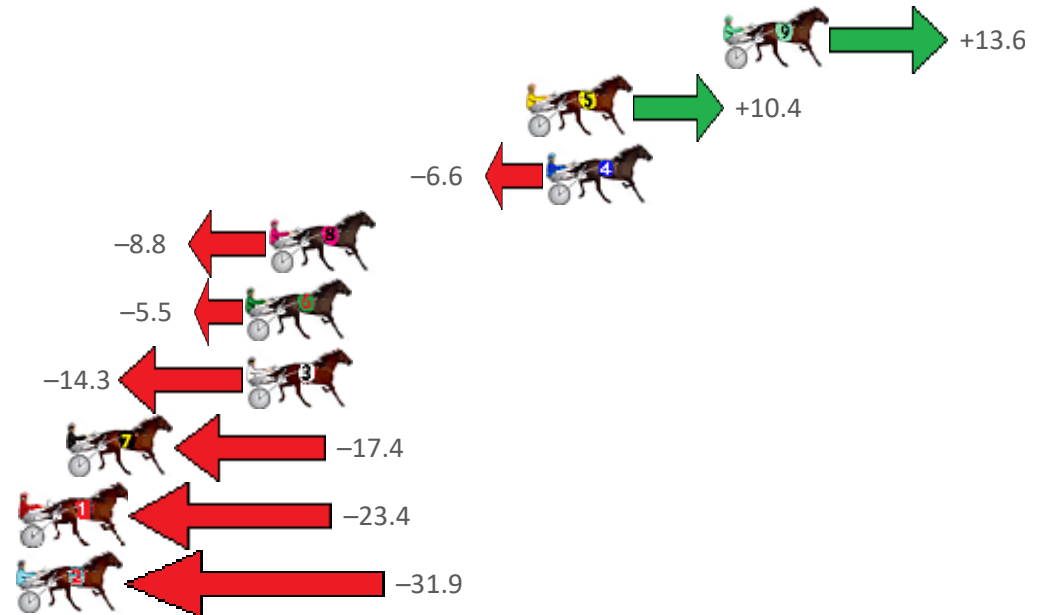
Redcliffe Race 6 Distance 1780m

Sunday, 9 May 2021

Gross Time: 2:14.20 MileRate: 2:01.30 LeadTime: 11.70s First Qtr: 30.70s Second Qtr: 31.90s Third Qtr: 30.00s Fourth Qtr: 29.90s

NoHorse	Plc	Margin	Time	800Time (W)	400 Time (W)
9 PATCHWORK JET	1	0.0m	2:14.20	58.89s (1)	29.51s (3)
5 AURORA ROSE	2	7.8m	2:14.81	59.13s (1)	29.75s (2)
4 WEASEL	3	7.0m	2:14.75	60.39s (1)	30.42s (0)
8 DONTCH SEE IT	4	18.0m	2:15.61	60.56s (1)	30.87s (1)
6 HIGHMORALGROUND	5	18.9m	2:15.68	60.31s (0)	30.59s (1)
3 BETTERTHAN TORQUE	6	18.9m	2:15.68	60.96s (1)	31.19s (2)
7 TRACES OF TARA	7	26.0m	2:16.24	61.20s (0)	30.70s (0)
1 DARTESIAN	8	27.8m	2:16.38	61.64s (0)	31.13s (0)
2 WEDDING NIGHT	9	31.9m	2:16.70	62.28s (0)	31.84s (0)

Finish Position and metres gained from 800m



Sectionals
Powered by

PJ HARNESS ANALYSER

HORSE REPORTS / RAW DATA

All your sectional needs

Check us out at www.pjdata.com.au

Version 3.05
Out Now!

The Racing Queensland Board (trading as Racing Queensland) and provider are not responsible for the completeness or accuracy of any of the information contained herein, and makes no representations about its suitability for any purpose.

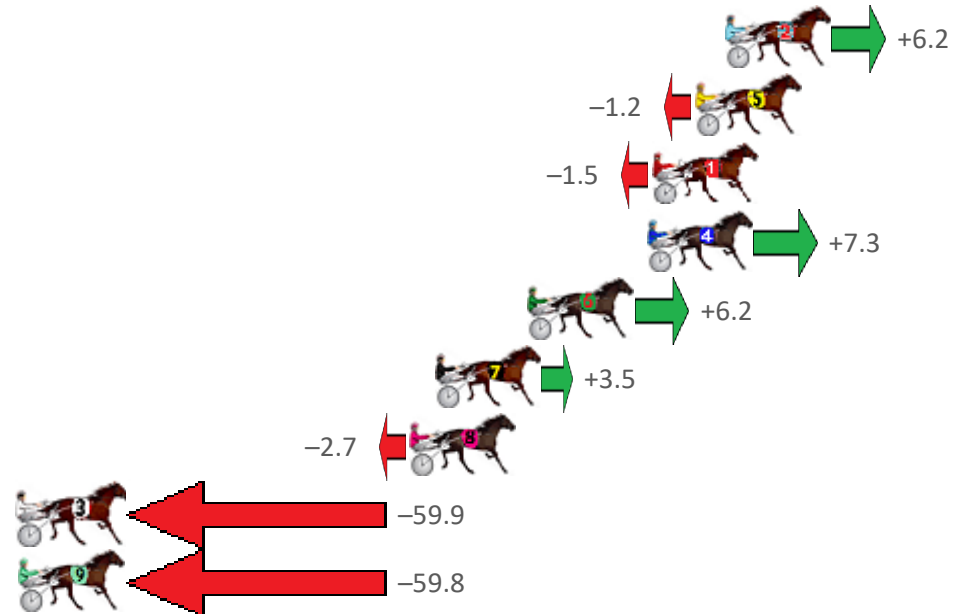
Redcliffe Race 7 Distance 1780m

Sunday, 9 May 2021

Gross Time: 2:11.10 MileRate: 1:58.50 LeadTime: 11.40s First Qtr: 28.90s Second Qtr: 31.40s Third Qtr: 29.10s Fourth Qtr: 30.30s

NoHorse	Plc	Margin	Time	800Time (W)	400 Time (W)
2 SPECIALANDIKNOWIT	1	0.0m	2:11.10	58.94s (0)	29.94s (0)
5 LIVING GRAND	2	1.2m	2:11.20	59.49s (1)	30.33s (1)
1 NEWMERELLA LADYKAY	3	2.9m	2:11.33	59.51s (0)	30.52s (0)
4 DARBY BRIGHTS	4	3.1m	2:11.35	58.86s (0)	29.78s (0)
6 MISS LILY MAY	5	7.8m	2:11.72	58.94s (1)	30.21s (2)
7 OKANES DEVIL	6	11.5m	2:12.01	59.14s (0)	30.10s (2)
8 ROCK THE HOUSE	7	12.5m	2:12.09	59.60s (1)	30.91s (2)
3 BEE GEES BEST	8	65.3m	2:16.28	63.82s (1)	34.31s (1)
9 AURORA	9	84.4m	2:17.80	63.82s (0)	33.49s (0)

Finish Position and metres gained from 800m



Sectionals
Powered by

PJ HARNESS ANALYSER Version 3.05 Out Now!
HORSE REPORTS / RAW DATA
 All your sectional needs Check us out at www.pjdata.com.au



The Racing Queensland Board (trading as Racing Queensland) and provider are not responsible for the completeness or accuracy of any of the information contained herein, and makes no representations about its suitability for any purpose.


Redcliffe Race 8 Distance 1780m

Sunday, 9 May 2021

Gross Time: 2:14.60 MileRate: 2:01.70 LeadTime: 11.60s First Qtr: 31.50s Second Qtr: 32.60s Third Qtr: 29.80s Fourth Qtr: 29.10s

NoHorse	Plc	Margin	Time	800Time (W)	400 Time (W)
8 ESTARDAY	1	0.0m	2:14.60	58.43s (1)	28.69s (1)
3 CHILI ROCKS	2	2.5m	2:14.79	58.92s (1)	29.18s (1)
2 SIR HASZEM	3	7.3m	2:15.16	59.43s (0)	29.63s (0)
4 DONT YOU BE NAUGHTY	4	14.3m	2:15.69	59.32s (0)	29.43s (0)
1 DREAMOUTS NIECE	5	14.6m	2:15.71	59.66s (0)	29.79s (0)
9 BAZIL BOY	6	16.5m	2:15.86	59.55s (2)	29.92s (2)
5 ROCK IN HEAVEN	7	17.1m	2:15.91	59.38s (1)	29.45s (2)
7 VERMONT	8	25.4m	2:16.54	59.78s (0)	29.49s (0)
6 BRISKET	9	30.9m	2:16.96	59.84s (0)	30.21s (1)

Finish Position and metres gained from 800m



Sectionals
Powered by

PJ

HARNESS ANALYSER

HORSE REPORTS / RAW DATA

Version 3.05
Out Now!

All your sectional needs

Check us out at www.pjdata.com.au

The Racing Queensland Board (trading as Racing Queensland) and provider are not responsible for the completeness or accuracy of any of the information contained herein, and makes no representations about its suitability for any purpose.