


Marburg Race 1 Distance 1850m

Monday, 3 May 2021

Gross Time: 2:19.40 MileRate: 2:01.20 LeadTime: 17.70s First Qtr: 31.10s Second Qtr: 31.20s Third Qtr: 30.10s Fourth Qtr: 29.30s

NoHorse	Plc	Margin	Time	800Time (W)	400 Time (W)
5 FORGIVE ME	1	0.0m	2:19.40	59.40s (0)	29.30s (0)
1 SIR HASZEM	2	13.8m	2:20.46	60.03s (0)	29.84s (0)
6 TIMSTAR	3	27.3m	2:21.50	60.66s (1)	30.34s (0)
3 KISS THE AVIATOR	4	28.4m	2:21.58	61.07s (1)	30.36s (2)
7 STUDLEIGHS ONLY	5	30.6m	2:21.75	60.29s (1)	30.04s (0)
4 ROCK IN HEAVEN	6	52.6m	2:23.44	63.18s (1)	32.21s (1)
2 BEARS BEST	7	100.9m	2:27.15	65.70s (0)	34.36s (0)

Finish Position and metres gained from 800m



Sectionals
Powered by

PJ

HARNES ANALYSER

HORSE REPORTS / RAW DATA

All your sectional needs

Check us out at www.pjdata.com.au

Version 3.05
Out Now!

The Racing Queensland Board (trading as Racing Queensland) and provider are not responsible for the completeness or accuracy of any of the information contained herein, and makes no representations about its suitability for any purpose.

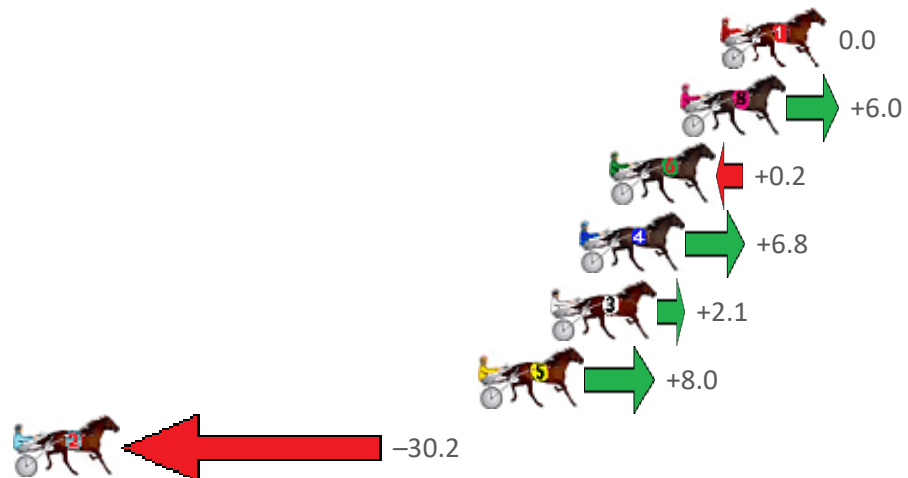
Marburg Race 2 Distance 1850m

Monday, 3 May 2021

Gross Time: 2:20.50 MileRate: 2:02.20 LeadTime: 18.40s First Qtr: 31.90s Second Qtr: 32.10s Third Qtr: 29.00s Fourth Qtr: 29.10s

NoHorse	Plc	Margin	Time	800Time (W)	400 Time (W)
1 PAGEANTRY	1	0.0m	2:20.50	58.10s (0)	29.10s (0)
8 MELTON MAX GENTLE	2	1.6m	2:20.62	57.67s (1)	29.07s (2)
6 TICK OF THE CLOCK	3	4.4m	2:20.84	58.09s (0)	29.03s (0)
4 ARTISTIC HUMMA	4	5.6m	2:20.93	57.61s (1)	29.00s (2)
3 GRINYDONTCHA	5	6.7m	2:21.01	57.95s (0)	28.85s (0)
5 TEACHERS PET	6	9.6m	2:21.23	57.52s (1)	28.55s (0)
2 MILWAUKEE SUNRISE	7	33.2m	2:23.03	60.28s (1)	31.14s (1)

Finish Position and metres gained from 800m



Sectionals
Powered by

PJ HARNESS ANALYSER Version 3.05 Out Now!
HORSE REPORTS / RAW DATA
 All your sectional needs Check us out at www.pjdata.com.au



The Racing Queensland Board (trading as Racing Queensland) and provider are not responsible for the completeness or accuracy of any of the information contained herein, and makes no representations about its suitability for any purpose.

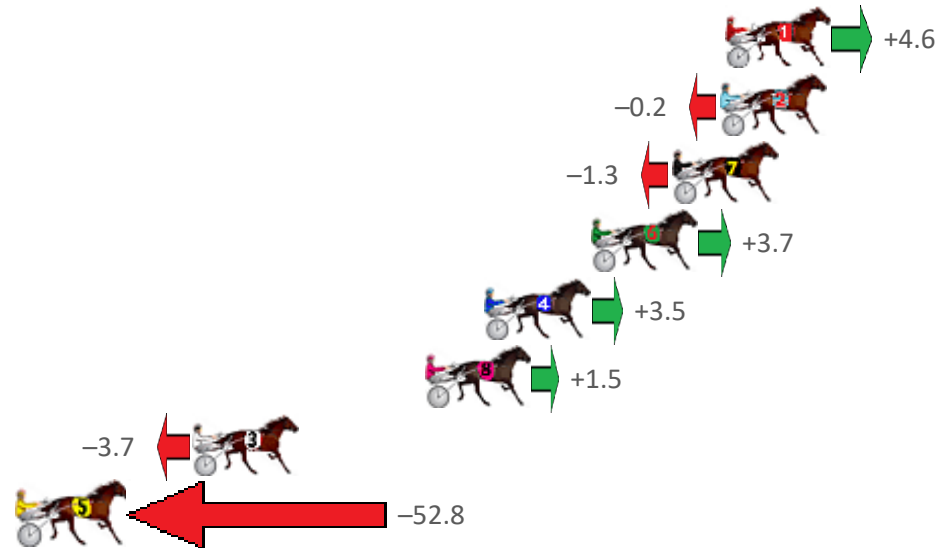
Marburg Race 3 Distance 1850m

Monday, 3 May 2021

Gross Time: 2:18.60 MileRate: 2:00.60 LeadTime: 17.40s First Qtr: 30.80s Second Qtr: 31.50s Third Qtr: 29.00s Fourth Qtr: 29.90s

NoHorse	Plc	Margin	Time	800Time (W)	400 Time (W)
1 AURORA ROSE	1	0.0m	2:18.60	58.56s (0)	29.51s (0)
2 CLARES FOOL	2	0.2m	2:18.62	58.91s (0)	29.91s (0)
7 THREE MACHS	3	2.1m	2:18.76	59.00s (1)	29.97s (1)
6 NIFTY STUDLEIGH	4	5.3m	2:19.02	58.63s (0)	29.60s (0)
4 DALLAS COWGIRL	5	9.5m	2:19.34	58.64s (2)	30.03s (1)
8 MARTHAS VINEYARD	6	11.9m	2:19.53	58.79s (0)	29.73s (0)
3 PITTSWORTH MAN	7	21.1m	2:20.25	59.17s (2)	30.20s (1)
5 WILLSINTOWN	8	61.6m	2:23.43	62.77s (1)	32.38s (0)

Finish Position and metres gained from 800m



Sectionals
Powered by

PJ HARNESS ANALYSER Version 3.05 Out Now!
HORSE REPORTS / RAW DATA
 All your sectional needs Check us out at www.pjdata.com.au



The Racing Queensland Board (trading as Racing Queensland) and provider are not responsible for the completeness or accuracy of any of the information contained herein, and makes no representations about its suitability for any purpose.

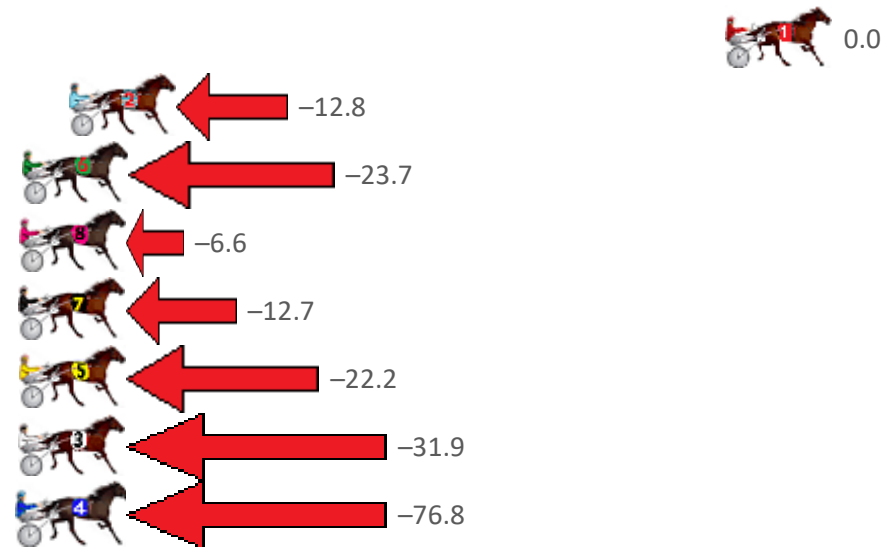
Marburg Race 4 Distance 1850m

Monday, 3 May 2021

Gross Time: 2:14.00 MileRate: 1:56.60 LeadTime: 16.50s First Qtr: 29.30s Second Qtr: 30.80s Third Qtr: 28.70s Fourth Qtr: 28.70s

No	Horse	Plc	Margin	Time	800Time (W)	400 Time (W)
1	DOLLARBILL	1	0.0m	2:14.00	57.40s (0)	28.70s (0)
2	COBBLER LANE	2	26.0m	2:15.96	58.31s (1)	29.56s (0)
6	NIGHT NINJA	3	27.9m	2:16.10	59.09s (0)	30.33s (0)
8	KAY NORA SHANNON	4	28.0m	2:16.11	57.87s (2)	29.66s (2)
7	HIT THE TRACK	5	29.9m	2:16.25	58.31s (2)	30.11s (2)
5	RANCHO MAN	6	31.0m	2:16.34	58.98s (0)	30.16s (1)
3	BUKTHSYSTEM	7	40.7m	2:17.07	59.68s (1)	30.19s (0)
4	ROCKNROLL PROMISE	8	81.4m	2:20.13	62.88s (1)	33.32s (1)

Finish Position and metres gained from 800m



Sectionals
Powered by

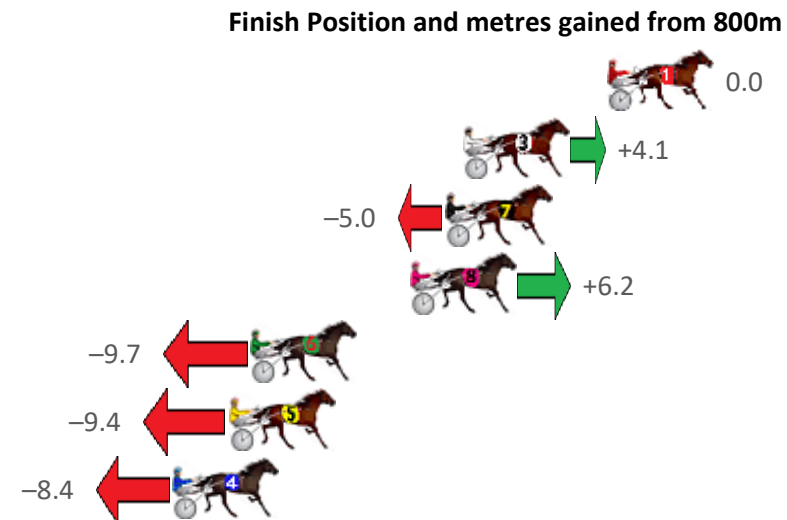
The Racing Queensland Board (trading as Racing Queensland) and provider are not responsible for the completeness or accuracy of any of the information contained herein, and makes no representations about its suitability for any purpose.

Marburg Race 5 Distance 2200m

Monday, 3 May 2021

Gross Time: 2:48.60 MileRate: 2:03.40 LeadTime: 45.20s First Qtr: 33.50s Second Qtr: 32.20s Third Qtr: 29.50s Fourth Qtr: 28.20s

NoHorse	Plc	Margin	Time	800Time (W)	400 Time (W)
1 DANCING IN AMERICA	1	0.0m	2:48.60	57.70s (0)	28.20s (0)
3 MISS MIA	2	5.7m	2:49.02	57.41s (1)	28.19s (2)
7 LA PISTOLA	3	6.4m	2:49.07	58.06s (1)	28.48s (1)
8 GOTTAHAVEAHOBBIE	4	7.8m	2:49.18	57.26s (1)	28.02s (2)
6 MAYWYN A JUG ORTW	5	14.1m	2:49.64	58.40s (0)	28.87s (0)
5 ASHKII	6	15.0m	2:49.71	58.37s (1)	28.73s (1)
4 CIRCLE LINE	7	17.2m	2:49.87	58.30s (0)	28.69s (0)



Sectionals
Powered by

PJ HARNESS ANALYSER Version 3.05 Out Now!
HORSE REPORTS / RAW DATA
 All your sectional needs Check us out at www.pjdata.com.au



The Racing Queensland Board (trading as Racing Queensland) and provider are not responsible for the completeness or accuracy of any of the information contained herein, and makes no representations about its suitability for any purpose.

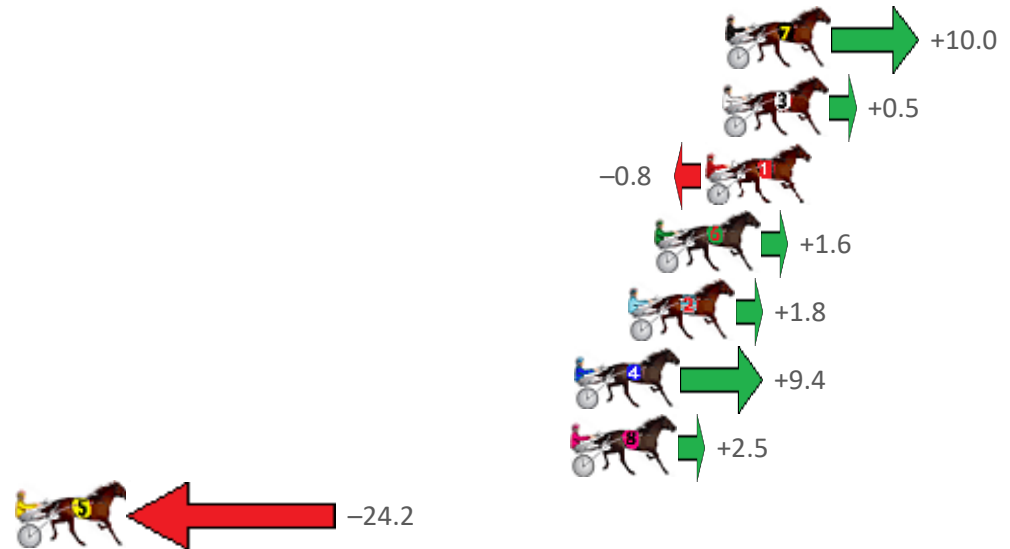
Marburg Race 6 Distance 1850m

Monday, 3 May 2021

Gross Time: 2:16.50 MileRate: 1:58.80 LeadTime: 16.90s First Qtr: 29.20s Second Qtr: 32.20s Third Qtr: 28.90s Fourth Qtr: 29.30s

NoHorse	Plc	Margin	Time	800Time (W)	400 Time (W)
7 MAGICOL IDEAL	1	0.0m	2:16.50	57.48s (1)	28.63s (1)
3 OUR BELLA LUCIA	2	0.1m	2:16.51	58.16s (1)	29.26s (1)
1 SCHEU CREEK	3	0.8m	2:16.56	58.26s (0)	29.36s (0)
6 ARTISTIC SAINT	4	2.8m	2:16.72	58.08s (0)	29.15s (0)
2 WHERE'S TASCOTT	5	3.8m	2:16.79	58.07s (1)	29.23s (1)
4 HOLDINGNO CURRENCY	6	6.0m	2:16.96	57.52s (1)	28.41s (1)
8 AFTER DARN	7	6.1m	2:16.97	58.02s (0)	29.05s (0)
5 FEEL THE THRILL	8	44.6m	2:19.93	59.95s (1)	31.03s (0)

Finish Position and metres gained from 800m



Sectionals
Powered by

PJ HARNESS ANALYSER Version 3.05 Out Now!
HORSE REPORTS / RAW DATA
 All your sectional needs Check us out at www.pjdata.com.au



The Racing Queensland Board (trading as Racing Queensland) and provider are not responsible for the completeness or accuracy of any of the information contained herein, and makes no representations about its suitability for any purpose.

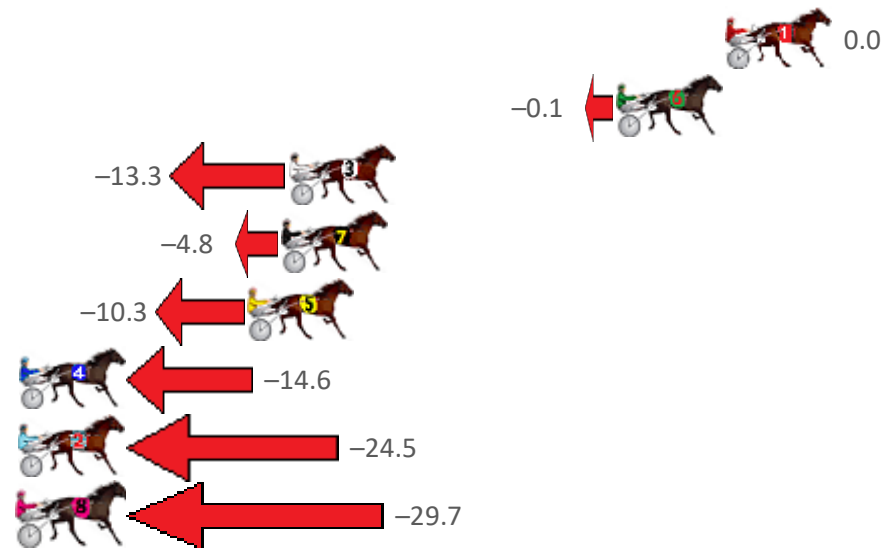
Marburg Race 7 Distance 1850m

Monday, 3 May 2021

Gross Time: 2:15.70 MileRate: 1:58.10 LeadTime: 16.90s First Qtr: 29.70s Second Qtr: 32.10s Third Qtr: 27.60s Fourth Qtr: 29.40s

No	Horse	Plc	Margin	Time	800Time (W)	400 Time (W)
1	JEWEL OF PEAK	1	0.0m	2:15.70	57.00s (0)	29.40s (0)
6	GROOVY MISS ANNIE	2	4.3m	2:16.03	57.01s (0)	29.30s (0)
3	KENDYS BUTTERFLY	3	17.3m	2:17.03	57.94s (1)	30.02s (1)
7	CRIME BOSS	4	17.6m	2:17.06	57.34s (1)	29.24s (0)
5	MY ULTIMATE HELL	5	18.9m	2:17.16	57.73s (0)	29.80s (0)
4	QUICK STEP	6	28.8m	2:17.92	58.03s (2)	30.12s (2)
2	ROWDYS ACE	7	32.9m	2:18.24	58.74s (1)	30.64s (1)
8	GOLDEN SAND	8	39.3m	2:18.73	59.10s (2)	30.77s (3)

Finish Position and metres gained from 800m



Sectionals
Powered by

PJ

HARNESS ANALYSER

HORSE REPORTS / RAW DATA

All your sectional needs

Check us out at www.pjdata.com.au

Version 3.05
Out Now!

The Racing Queensland Board (trading as Racing Queensland) and provider are not responsible for the completeness or accuracy of any of the information contained herein, and makes no representations about its suitability for any purpose.

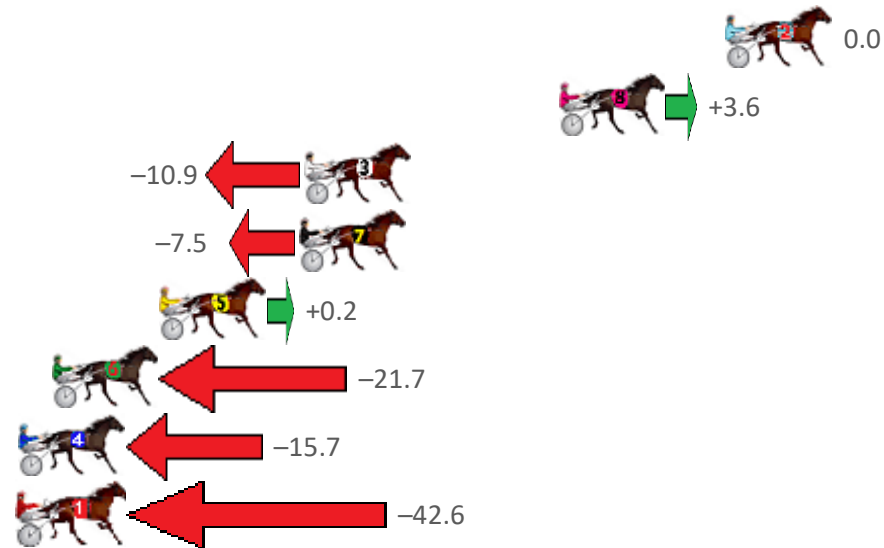
Marburg Race 8 Distance 1850m

Monday, 3 May 2021

Gross Time: 2:13.40 MileRate: 1:56.10 LeadTime: 16.20s First Qtr: 28.90s Second Qtr: 29.70s Third Qtr: 28.30s Fourth Qtr: 30.30s

No	Horse	Plc	Margin	Time	800Time (W)	400 Time (W)
2	ISLAS JOY	1	0.0m	2:13.40	58.60s (1)	30.30s (0)
8	MISTER HART	2	6.6m	2:13.92	58.34s (1)	30.42s (2)
3	WITH AUTHORITY	3	16.7m	2:14.72	59.39s (1)	30.93s (1)
7	IDEAL SITUATION	4	16.9m	2:14.74	59.15s (0)	30.55s (1)
5	GLENAVRIL GIRL	5	22.4m	2:15.18	58.59s (0)	30.57s (1)
6	GOTTA MOMENT	6	26.7m	2:15.52	60.18s (0)	31.29s (0)
4	BEEF CITY BLAZE	7	31.7m	2:15.91	59.74s (1)	31.51s (2)
1	ROCKNROLL DUDE	8	43.0m	2:16.81	61.70s (0)	32.85s (0)

Finish Position and metres gained from 800m



Sectionals
Powered by

PJ HARNESS ANALYSER
HORSE REPORTS / RAW DATA
Version 3.05 Out Now!
All your sectional needs
Check us out at www.pjdata.com.au



The Racing Queensland Board (trading as Racing Queensland) and provider are not responsible for the completeness or accuracy of any of the information contained herein, and makes no representations about its suitability for any purpose.