

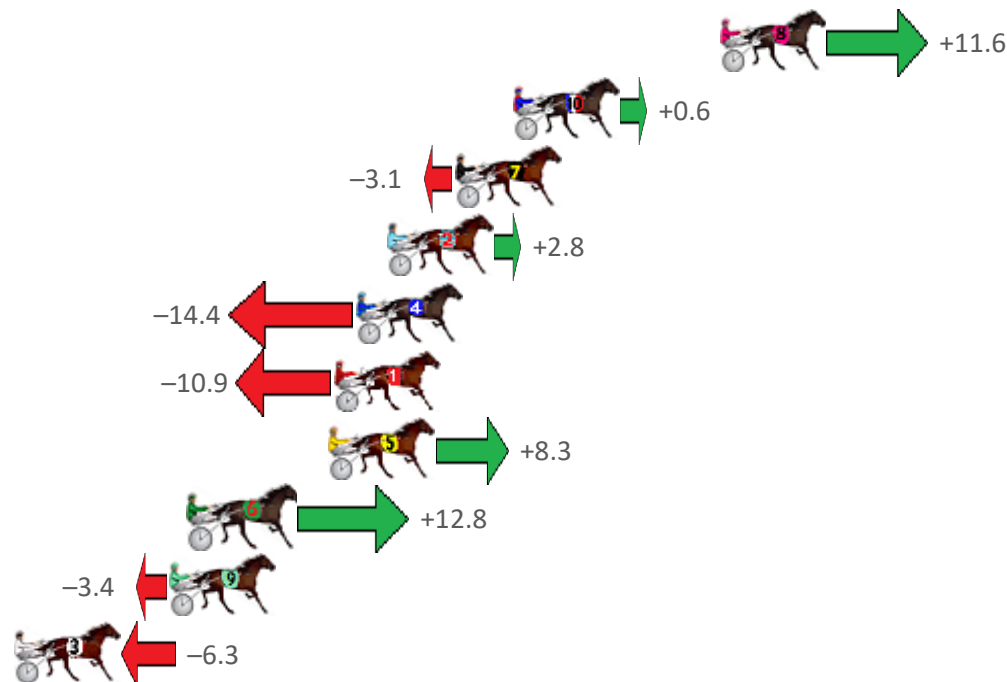
# Albion Park Race 1 Distance 1660m

Tuesday, 27 April 2021

Gross Time: 2:01.30 MileRate: 1:57.50 LeadTime: 3.60s First Qtr: 28.50s Second Qtr: 31.80s Third Qtr: 29.00s Fourth Qtr: 28.40s

NoHorse	Plc	Margin	Time	800Time (W)	400 Time (W)
8 MY ULTIMATE BAXTER	1	0.0m	2:01.30	56.57s (1)	27.89s (1)
10 MISTY CREEK	2	8.2m	2:01.91	57.36s (0)	28.36s (0)
7 GOTTA GO MILKING	3	10.5m	2:02.08	57.62s (1)	28.94s (1)
2 SHADYS COLLECT	4	13.2m	2:02.28	57.20s (1)	28.51s (1)
4 GOING GREAT GUNS	5	14.4m	2:02.37	58.43s (0)	29.42s (0)
1 SHEZ NOTORIOUS	6	15.3m	2:02.44	58.18s (0)	29.17s (0)
5 R ELEVEN ART	7	15.5m	2:02.46	56.81s (1)	28.53s (2)
6 FUTURE ASSURED	8	21.0m	2:02.87	56.49s (1)	28.51s (2)
9 TROUPER JUJON	9	21.8m	2:02.93	57.64s (0)	28.91s (0)
3 CONNIES SPIRIT	10	35.1m	2:03.92	57.85s (1)	29.34s (0)

Finish Position and metres gained from 800m



Sectionals  
Powered by

PJ HARNES ANALYSER

HORSE REPORTS / RAW DATA

Version 3.05  
Out Now!

All your sectional needs

Check us out at [www.pjdata.com.au](http://www.pjdata.com.au)

The Racing Queensland Board (trading as Racing Queensland) and provider are not responsible for the completeness or accuracy of any of the information contained herein, and makes no representations about its suitability for any purpose.

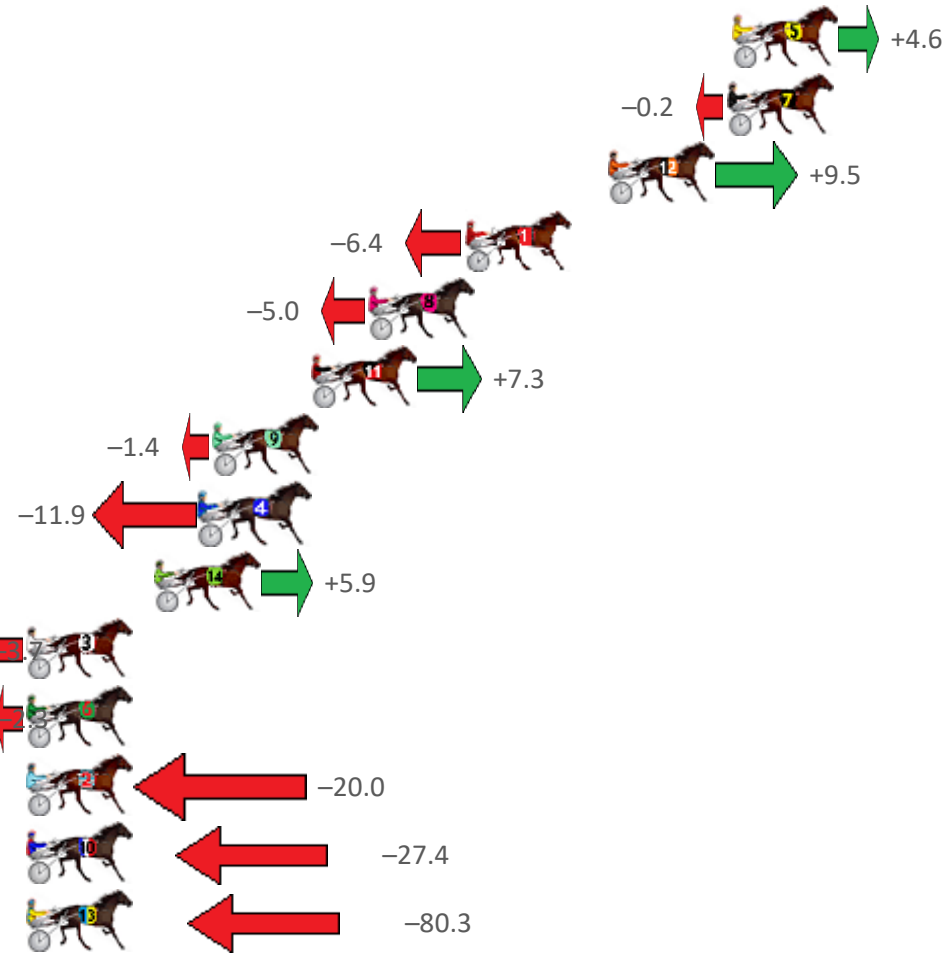
# Albion Park Race 2 Distance 2138m

Tuesday, 27 April 2021

Gross Time: 2:47.30 MileRate: 2:04.20 LeadTime: 42.90s First Qtr: 31.60s Second Qtr: 33.40s Third Qtr: 29.10s Fourth Qtr: 30.30s

No	Horse	Plc	Margin	Time	800Time (W)	400 Time (W)
5	GUNNER	1	0.0m	2:47.30	59.06s (1)	30.19s (1)
7	JANSSON	2	0.2m	2:47.32	59.41s (0)	30.32s (0)
12	MELPARK MAGIC	3	4.9m	2:47.69	58.70s (1)	29.13s (1)
1	OKANAGAN	4	10.6m	2:48.14	59.87s (0)	30.32s (0)
8	THE REAPER	5	14.4m	2:48.44	59.77s (1)	30.24s (1)
11	CHASING GREAT	6	16.7m	2:48.62	58.86s (1)	29.46s (2)
9	SHEGOTSASS	7	20.6m	2:48.93	59.50s (1)	29.86s (1)
4	NORAHS FLING	8	21.1m	2:48.97	60.28s (0)	30.64s (0)
14	ORLANDO JOLT	9	22.9m	2:49.12	58.96s (1)	29.46s (1)
3	DOWN UNDER RORS	10	28.1m	2:49.53	59.67s (0)	29.60s (0)
6	ASKED NICELY	11	36.1m	2:50.16	59.57s (1)	29.93s (1)
2	STEVES STAR	12	38.6m	2:50.36	60.88s (0)	30.87s (0)
10	ROSEHILL MAGIC	13	41.4m	2:50.58	61.42s (0)	31.54s (0)
13	REDRIVERDEBBA	14	160.3m	3:00.02	65.33s (0)	35.22s (0)

Finish Position and metres gained from 800m



Sectionals  
Powered by

PJ HARNESS ANALYSER

HORSE REPORTS / RAW DATA

Version 3.05  
Out Now!

All your sectional needs

Check us out at [www.pjdata.com.au](http://www.pjdata.com.au)

The Racing Queensland Board (trading as Racing Queensland) and provider are not responsible for the completeness or accuracy of any of the information contained herein, and makes no representations about its suitability for any purpose.


# Albion Park Race 3 Distance 2138m

Tuesday, 27 April 2021

Gross Time: 2:36.00 MileRate: 1:57.40 LeadTime: 37.30s First Qtr: 31.90s Second Qtr: 30.20s Third Qtr: 28.60s Fourth Qtr: 28.00s

NoHorse	Plc	Margin	Time	800Time (W)	400 Time (W)
11 MANILA PLAYBOY	1	0.0m	2:36.00	56.60s (0)	28.00s (0)
5 CHAINLINC	2	6.5m	2:36.48	56.76s (0)	28.15s (0)
8 DOCTA FEELGOOD	3	10.1m	2:36.74	56.42s (0)	27.76s (0)
1 GROOVY MISS ANNIE	4	12.0m	2:36.88	56.85s (0)	28.19s (0)
3 CALL ME KEITH	5	13.1m	2:36.96	57.31s (1)	28.77s (1)
6 CAPTAINS PICK	6	14.7m	2:37.08	56.41s (0)	27.73s (0)
10 MAGICOL IDEAL	7	15.4m	2:37.13	56.14s (1)	27.82s (2)
2 MY CHINA DOLL	8	15.5m	2:37.14	57.17s (1)	28.55s (1)
9 GLITTER STRIP	9	21.8m	2:37.60	56.92s (1)	28.57s (2)
7 FORTES IN FIDE	10	22.4m	2:37.65	56.66s (0)	28.15s (1)
4 COPPICE	11	42.2m	2:39.11	58.67s (1)	29.87s (1)

Finish Position and metres gained from 800m



Sectionals  
Powered by

**PJ HARNESS ANALYSER** Version 3.05 Out Now!  
**HORSE REPORTS / RAW DATA**  
 All your sectional needs Check us out at [www.pjdata.com.au](http://www.pjdata.com.au)



The Racing Queensland Board (trading as Racing Queensland) and provider are not responsible for the completeness or accuracy of any of the information contained herein, and makes no representations about its suitability for any purpose.


# Albion Park Race 4 Distance 1660m

Tuesday, 27 April 2021

Gross Time: 1:59.50 MileRate: 1:55.90 LeadTime: 3.50s First Qtr: 29.40s Second Qtr: 32.20s Third Qtr: 27.40s Fourth Qtr: 27.00s

NoHorse	Plc	Margin	Time	800Time (W)	400 Time (W)
1 TALENT TO SPARE	1	0.0m	1:59.50	54.40s (0)	27.00s (0)
5 CHEESANDKISSES	2	13.3m	2:00.45	54.84s (1)	27.28s (1)
10 ROCKS OR DIAMONDS	3	14.4m	2:00.52	54.28s (1)	26.77s (1)
6 KING TRITON	4	15.5m	2:00.60	54.06s (1)	26.55s (1)
9 SCOTCH EN ICE	5	16.2m	2:00.65	54.91s (0)	27.43s (0)
8 ALI DOWNUNDER	6	18.3m	2:00.80	55.34s (0)	27.85s (0)
3 OUR STELLA ROSE	7	19.2m	2:00.87	54.93s (1)	27.39s (1)
4 OUR ULTIMATE HANNA	8	21.7m	2:01.04	54.96s (0)	27.49s (0)
2 ILLAWONG DREAMTIM	9	22.0m	2:01.06	55.74s (1)	28.18s (1)
7 SHEZ ALL STYLE	10	24.7m	2:01.26	54.87s (0)	27.33s (0)

Finish Position and metres gained from 800m



Sectionals  
Powered by

PJ HARNESS ANALYSER

HORSE REPORTS / RAW DATA

Version 3.05  
Out Now!

All your sectional needs

Check us out at [www.pjdata.com.au](http://www.pjdata.com.au)

The Racing Queensland Board (trading as Racing Queensland) and provider are not responsible for the completeness or accuracy of any of the information contained herein, and makes no representations about its suitability for any purpose.


# Albion Park Race 5 Distance 1660m

Tuesday, 27 April 2021

Gross Time: 2:01.20 MileRate: 1:57.50 LeadTime: 3.40s First Qtr: 29.30s Second Qtr: 31.30s Third Qtr: 28.50s Fourth Qtr: 28.70s

NoHorse	Plc	Margin	Time	800Time (W)	400 Time (W)
6 HES SWEET	1	0.0m	2:01.20	57.20s (0)	28.70s (0)
4 MY ULTIMATE CLIPPA	2	0.4m	2:01.23	56.93s (0)	28.43s (0)
10 NOT THE KINGSWOOD	3	3.2m	2:01.44	57.09s (2)	28.76s (1)
1 VANISH HANOVER	4	4.4m	2:01.53	56.92s (0)	28.40s (0)
5 SPECIALANDIKNOWIT	5	7.8m	2:01.79	57.43s (1)	28.74s (1)
8 DON HESTON	6	9.3m	2:01.90	56.95s (0)	28.38s (0)
9 WHATTA GOOD REASO	7	9.4m	2:01.91	57.09s (1)	28.54s (1)
7 FORGIVE ME	8	30.2m	2:03.48	58.10s (1)	29.46s (2)
3 REDUCED TO ASHES	9	38.8m	2:04.12	58.71s (0)	29.90s (0)
2 A RAINBOW DANCER	10	248.6m	2:19.93	64.21s (0)	32.88s (0)

Finish Position and metres gained from 800m



Sectionals  
Powered by

PJ

HARNES ANALYSER

HORSE REPORTS / RAW DATA

All your sectional needs

Check us out at [www.pjdata.com.au](http://www.pjdata.com.au)

Version 3.05  
Out Now!

The Racing Queensland Board (trading as Racing Queensland) and provider are not responsible for the completeness or accuracy of any of the information contained herein, and makes no representations about its suitability for any purpose.

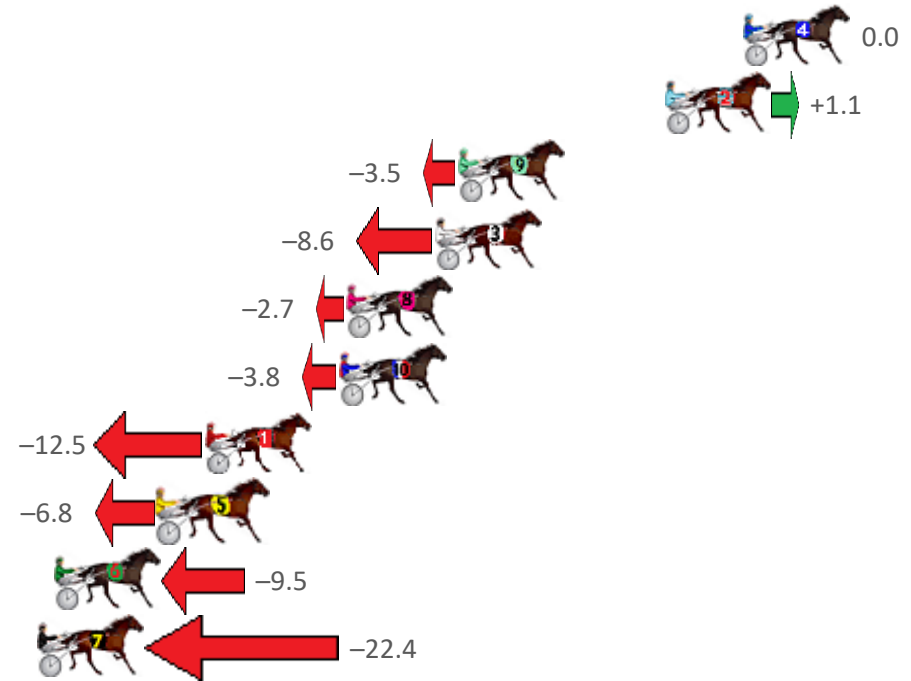
# Albion Park Race 6 Distance 1660m

Tuesday, 27 April 2021

Gross Time: 2:01.20 MileRate: 1:57.50 LeadTime: 3.50s First Qtr: 28.90s Second Qtr: 31.90s Third Qtr: 28.80s Fourth Qtr: 28.10s

No	Horse	Plc	Margin	Time	800Time (W)	400 Time (W)
4	MAYWYN TROUBADOU	1	0.0m	2:01.20	56.90s (0)	28.10s (0)
2	ATOMIC BOMBSHELL	2	3.1m	2:01.43	56.82s (0)	28.01s (0)
9	LANCELOT BROMAC	3	11.3m	2:02.03	57.15s (1)	28.61s (2)
3	ROWDYS ACE	4	12.2m	2:02.10	57.51s (1)	28.63s (1)
8	BETTOR WATCH HIM	5	15.7m	2:02.36	57.09s (0)	28.54s (1)
10	GLENLEDI COMMANDE	6	16.0m	2:02.38	57.17s (1)	28.59s (2)
1	NIFTY STUDLEIGH	7	21.3m	2:02.77	57.78s (0)	28.95s (0)
5	WOODLANDS WONDER	8	23.2m	2:02.91	57.38s (1)	28.70s (1)
6	MY ULTIMATE HELL	9	27.3m	2:03.22	57.57s (0)	28.75s (0)
7	THREE MACHS	10	43.4m	2:04.41	58.48s (1)	29.75s (1)

Finish Position and metres gained from 800m



Sectionals  
Powered by

PJ HARNESS ANALYSER

HORSE REPORTS / RAW DATA

Version 3.05  
Out Now!

PJ Data

All your sectional needs

Check us out at [www.pjdata.com.au](http://www.pjdata.com.au)

The Racing Queensland Board (trading as Racing Queensland) and provider are not responsible for the completeness or accuracy of any of the information contained herein, and makes no representations about its suitability for any purpose.

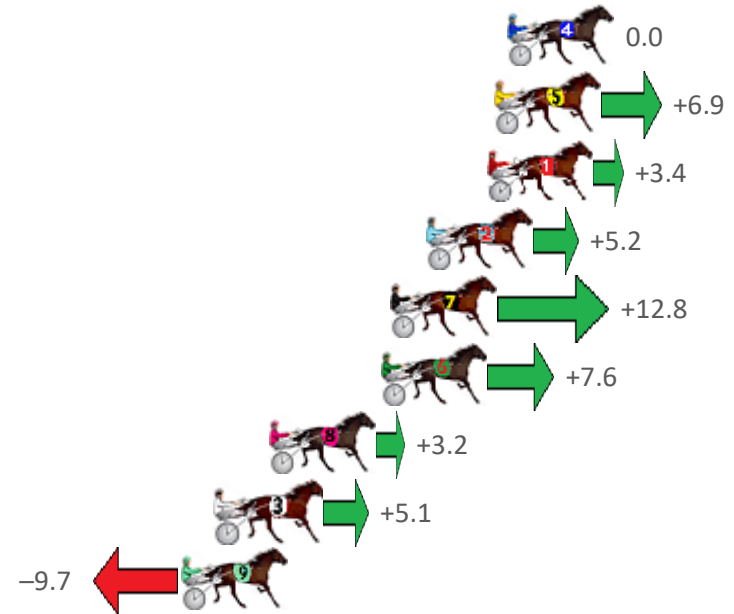
# Albion Park Race 7 Distance 2138m

Tuesday, 27 April 2021

Gross Time: 2:36.10 MileRate: 1:57.50 LeadTime: 37.60s First Qtr: 31.50s Second Qtr: 30.40s Third Qtr: 28.20s Fourth Qtr: 28.40s

NoHorse	Plc	Margin	Time	800Time (W)	400 Time (W)
4 JUMPING JACK JIMMY	1	0.0m	2:36.10	56.60s (0)	28.40s (0)
5 JAY TEE TYRON	2	0.5m	2:36.14	56.11s (1)	28.03s (1)
1 DATTITUDE	3	0.8m	2:36.16	56.36s (0)	28.15s (0)
2 ALE ALE KAI	4	3.2m	2:36.34	56.23s (0)	28.00s (0)
7 HENRY HU	5	4.6m	2:36.44	55.70s (1)	27.60s (2)
6 MAJOR MUCHA	6	5.0m	2:36.47	56.07s (1)	27.93s (1)
8 HAVING THE FAITH	7	9.4m	2:36.80	56.37s (0)	28.06s (0)
3 CASHWRANGS SMOKER	8	11.5m	2:36.96	56.24s (0)	27.88s (0)
9 VIRGIL	9	12.9m	2:37.06	57.28s (1)	29.18s (1)

Finish Position and metres gained from 800m



Sectionals  
Powered by

**PJ HARNESS ANALYSER** Version 3.05 Out Now!  
**HORSE REPORTS / RAW DATA**  
 All your sectional needs Check us out at [www.pjdata.com.au](http://www.pjdata.com.au)



The Racing Queensland Board (trading as Racing Queensland) and provider are not responsible for the completeness or accuracy of any of the information contained herein, and makes no representations about its suitability for any purpose.

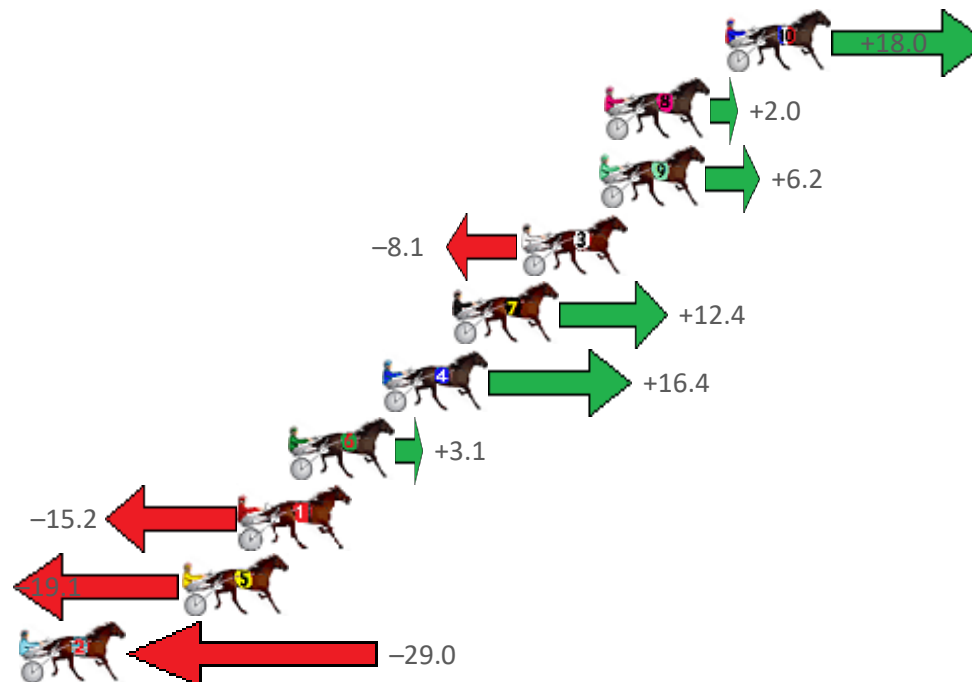
# Albion Park Race 8 Distance 1660m

Tuesday, 27 April 2021

Gross Time: 1:58.30 MileRate: 1:54.70 LeadTime: 3.40s First Qtr: 26.80s Second Qtr: 30.20s Third Qtr: 28.60s Fourth Qtr: 29.30s

NoHorse	Plc	Margin	Time	800Time (W)	400 Time (W)
10 RUN BOY RUN	1	0.0m	1:58.30	56.60s (1)	28.18s (2)
8 CHANTREY	2	4.8m	1:58.67	57.76s (1)	29.17s (2)
9 VIGOROSO	3	5.0m	1:58.68	57.45s (1)	28.85s (2)
3 SABRAGE	4	8.1m	1:58.92	58.48s (0)	29.89s (0)
7 EH EF EL	5	10.8m	1:59.13	57.01s (1)	28.63s (2)
4 INTRANSIT	6	13.6m	1:59.35	56.72s (1)	28.70s (0)
6 SAM IS PERFECTION	7	17.3m	1:59.63	57.68s (2)	29.12s (1)
1 KETUT	8	19.2m	1:59.78	58.99s (0)	30.28s (0)
5 FEEL THE REIGN	9	21.5m	1:59.95	59.27s (1)	30.40s (1)
2 KOTARE YORK	10	39.8m	2:01.36	59.99s (0)	31.03s (0)

Finish Position and metres gained from 800m



Sectionals  
Powered by

PJ

HARNES ANALYSER

HORSE REPORTS / RAW DATA

Version 3.05  
Out Now!

PJ  
Data

All your sectional needs

Check us out at [www.pjdata.com.au](http://www.pjdata.com.au)

The Racing Queensland Board (trading as Racing Queensland) and provider are not responsible for the completeness or accuracy of any of the information contained herein, and makes no representations about its suitability for any purpose.



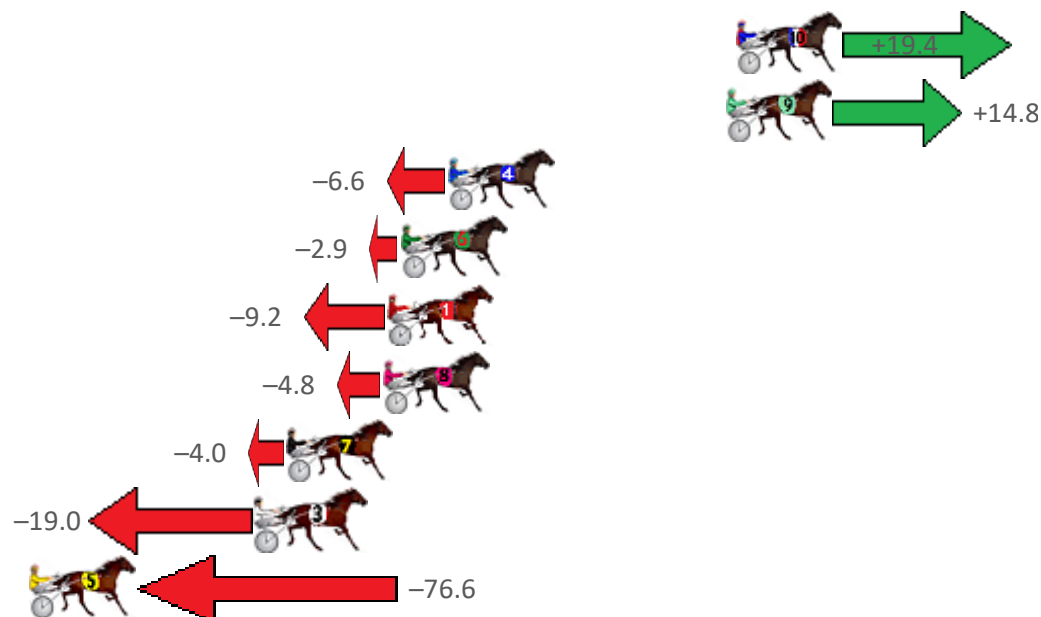
# Albion Park Race 9 Distance 1660m

Tuesday, 27 April 2021

Gross Time: 1:57.30 MileRate: 1:53.80 LeadTime: 3.40s First Qtr: 27.40s Second Qtr: 30.30s Third Qtr: 28.00s Fourth Qtr: 28.20s

NoHorse	Plc	Margin	Time	800Time (W)	400 Time (W)
10 WITH THE BAND	1	0.0m	1:57.30	54.84s (1)	27.89s (2)
9 MY ULTIMATE STAR	2	0.4m	1:57.33	55.17s (1)	28.23s (1)
4 PARAVANI	3	11.4m	1:58.14	56.66s (1)	29.00s (0)
6 CAUTIVAR	4	13.3m	1:58.29	56.40s (1)	28.80s (1)
1 SPRING CAMPAIGN	5	13.8m	1:58.32	56.84s (0)	28.44s (0)
8 AQUA MISS	6	14.0m	1:58.34	56.54s (0)	28.24s (2)
7 ARTHUR LOWE	7	17.8m	1:58.62	56.48s (0)	28.77s (1)
3 GOTTA MOMENT	8	19.0m	1:58.71	57.53s (0)	29.11s (0)
5 SLINGSHOT	9	156.6m	2:08.90	61.55s (0)	31.47s (0)

Finish Position and metres gained from 800m



Sectionals  
Powered by

**PJ HARNESS ANALYSER** Version 3.05 Out Now!  
**HORSE REPORTS / RAW DATA**  
 All your sectional needs Check us out at [www.pjdata.com.au](http://www.pjdata.com.au)



The Racing Queensland Board (trading as Racing Queensland) and provider are not responsible for the completeness or accuracy of any of the information contained herein, and makes no representations about its suitability for any purpose.