

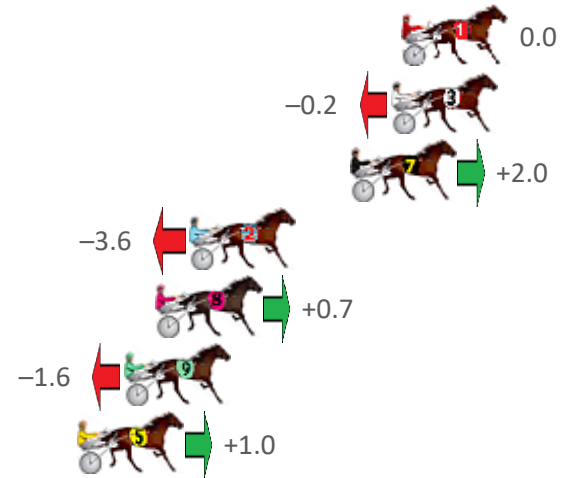
Redcliffe Race 1 Distance 2040m

Monday, 19 April 2021

Gross Time: 2:33.20 MileRate: 2:00.90 LeadTime: 33.00s First Qtr: 32.80s Second Qtr: 30.90s Third Qtr: 27.80s Fourth Qtr: 28.70s

NoHorse	Plc	Margin	Time	800Time (W)	400 Time (W)
1 KATACHA MAN	1	0.0m	2:33.20	56.50s (0)	28.70s (0)
3 FIRE AND ICE	2	0.4m	2:33.23	56.51s (1)	28.73s (1)
7 IDEAL TIGER	3	2.0m	2:33.35	56.36s (0)	28.51s (0)
2 BLISSFULDAY	4	8.4m	2:33.83	56.75s (1)	28.93s (1)
8 DOCTA FEELGOOD	5	9.7m	2:33.93	56.45s (1)	28.66s (1)
9 LA SAFRON	6	11.0m	2:34.03	56.61s (0)	28.74s (0)
5 MONTEREY JACK	7	12.8m	2:34.16	56.43s (0)	28.51s (1)
4 BETTOR MEMORIES	8	23.1m	2:34.94	57.18s (2)	29.86s (2)
6 DENNINGTON HEIGHTS	9	26.7m	2:35.21	56.91s (0)	28.84s (0)

Finish Position and metres gained from 800m



Sectionals
Powered by

PJ HARNESS ANALYSER Version 3.05 Out Now!
HORSE REPORTS / RAW DATA
 All your sectional needs Check us out at www.pjdata.com.au



The Racing Queensland Board (trading as Racing Queensland) and provider are not responsible for the completeness or accuracy of any of the information contained herein, and makes no representations about its suitability for any purpose.

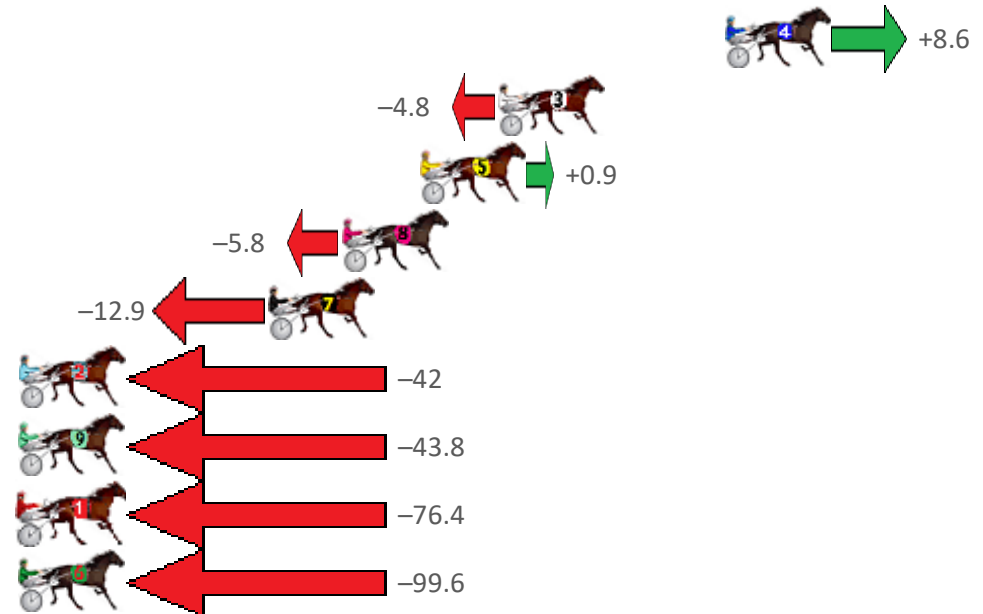
Redcliffe Race 2 Distance 2040m

Monday, 19 April 2021

Gross Time: 2:30.30 MileRate: 1:58.60 LeadTime: 30.10s First Qtr: 30.00s Second Qtr: 30.40s Third Qtr: 30.50s Fourth Qtr: 29.30s

NoHorse	Plc	Margin	Time	800Time (W)	400 Time (W)
4 ROCKNROLL PROMISE	1	0.0m	2:30.30	59.16s (1)	28.98s (3)
3 BETTING BARON	2	9.0m	2:30.99	60.16s (1)	29.50s (2)
5 COBBLER LANE	3	12.1m	2:31.23	59.73s (1)	30.18s (2)
8 PURPLE SHADES	4	15.2m	2:31.47	60.23s (0)	29.64s (2)
7 IMA BIRUBI BOY	5	18.1m	2:31.69	60.76s (0)	29.82s (1)
2 RITCHIE BEE	6	41.6m	2:33.50	62.89s (1)	32.13s (1)
9 EULO FLYER	7	61.0m	2:34.99	63.06s (0)	32.34s (0)
1 SHESFEELINPRECIOUS	8	77.4m	2:36.25	65.48s (0)	34.46s (0)
6 BRISKET	9	219.6m	2:47.17	67.20s (0)	33.64s (0)

Finish Position and metres gained from 800m



Sectionals
Powered by

PJ HARNESS ANALYSER Version 3.05 Out Now!
HORSE REPORTS / RAW DATA
 All your sectional needs Check us out at www.pjdata.com.au



The Racing Queensland Board (trading as Racing Queensland) and provider are not responsible for the completeness or accuracy of any of the information contained herein, and makes no representations about its suitability for any purpose.

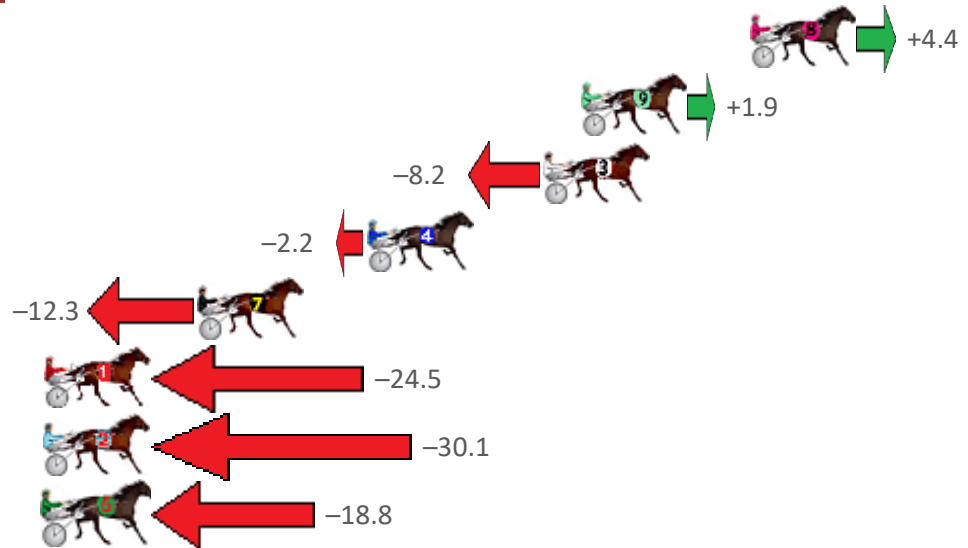
Redcliffe Race 3 Distance 1780m

Monday, 19 April 2021

Gross Time: 2:13.00 MileRate: 2:00.20 LeadTime: 11.50s First Qtr: 30.90s Second Qtr: 30.80s Third Qtr: 29.80s Fourth Qtr: 30.00s

No	Horse	Plc	Margin	Time	800Time (W)	400 Time (W)
8	WHATELEY	1	0.0m	2:13.00	59.47s (1)	29.67s (1)
9	TACTFILLY MIRACLE	2	6.7m	2:13.53	59.66s (1)	29.86s (1)
3	A ROCKNROLL LEGACY	3	8.2m	2:13.64	60.41s (1)	30.61s (1)
4	DJANGO MACH	4	15.2m	2:14.19	59.96s (1)	30.15s (1)
7	WAVEDANCER	5	21.9m	2:14.72	60.71s (0)	30.92s (0)
1	TICK OF THE CLOCK	6	29.9m	2:15.35	61.62s (0)	31.84s (0)
2	GIGANTIC JASPER	7	31.3m	2:15.46	62.04s (0)	32.29s (0)
6	PATCHWORK JET	8	37.4m	2:15.94	61.20s (1)	31.76s (0)

Finish Position and metres gained from 800m



Sectionals
Powered by

PJ HARNESS ANALYSER Version 3.05 Out Now!
HORSE REPORTS / RAW DATA
 All your sectional needs Check us out at www.pjdata.com.au



The Racing Queensland Board (trading as Racing Queensland) and provider are not responsible for the completeness or accuracy of any of the information contained herein, and makes no representations about its suitability for any purpose.

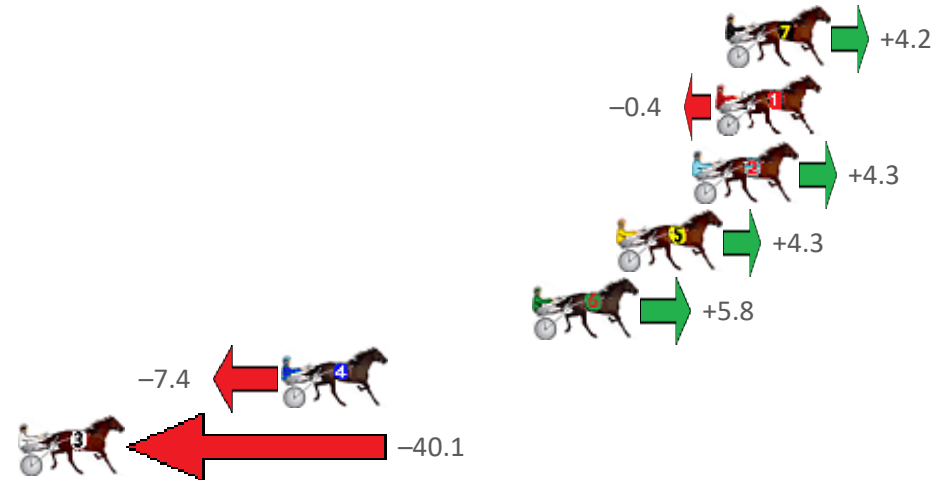
Redcliffe Race 4 Distance 1780m

Monday, 19 April 2021

Gross Time: 2:11.70 MileRate: 1:59.10 LeadTime: 11.30s First Qtr: 29.90s Second Qtr: 30.60s Third Qtr: 29.40s Fourth Qtr: 30.50s

NoHorse	Plc	Margin	Time	800Time (W)	400 Time (W)
7 LAVAZZA	1	0.0m	2:11.70	59.59s (0)	30.14s (0)
1 LIVING GRAND	2	0.4m	2:11.73	59.93s (0)	30.53s (0)
2 WHATTA GOOD REASO	3	1.3m	2:11.80	59.58s (1)	30.31s (2)
5 KAY NORA SHANNON	4	4.3m	2:12.04	59.58s (0)	30.14s (0)
6 HURRIKANE HOUR	5	7.6m	2:12.31	59.47s (2)	30.44s (3)
4 DEVOUGED	6	17.6m	2:13.10	60.45s (1)	31.14s (2)
3 BEE GEES BEST	7	41.5m	2:15.01	62.89s (1)	33.25s (1)

Finish Position and metres gained from 800m



Sectionals
Powered by

PJ HARNESS ANALYSER Version 3.05 Out Now!
HORSE REPORTS / RAW DATA
 All your sectional needs Check us out at www.pjdata.com.au



The Racing Queensland Board (trading as Racing Queensland) and provider are not responsible for the completeness or accuracy of any of the information contained herein, and makes no representations about its suitability for any purpose.

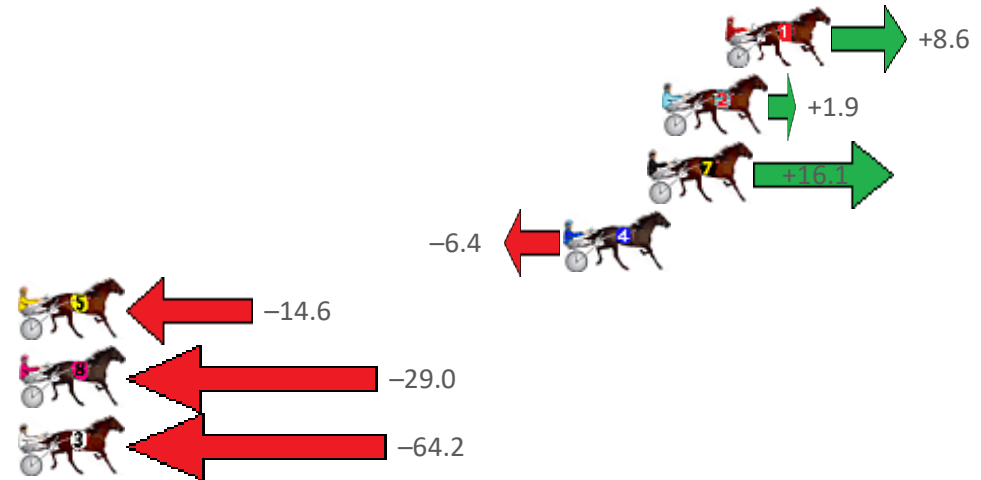
Redcliffe Race 5 Distance 1780m

Monday, 19 April 2021

Gross Time: 2:09.80 MileRate: 1:57.30 LeadTime: 11.10s First Qtr: 29.60s Second Qtr: 28.80s Third Qtr: 29.20s Fourth Qtr: 31.10s

NoHorse	Plc	Margin	Time	800Time (W)	400 Time (W)
1 HOLDINGNO CURRENCY	1	0.0m	2:09.80	59.66s (0)	30.44s (0)
2 MAFFIOSO GIRL	2	2.5m	2:10.00	60.16s (0)	30.97s (0)
7 SWEET LOMBO	3	3.1m	2:10.05	59.09s (1)	30.66s (2)
4 JEWEL OF PEAK	4	6.4m	2:10.32	60.78s (0)	31.59s (0)
5 HEADWIN	5	28.8m	2:12.14	61.39s (1)	32.20s (1)
8 LITTLELIONELJAMES	6	32.0m	2:12.40	62.47s (1)	33.08s (1)
3 ROUSEY	7	83.4m	2:16.58	65.11s (0)	34.61s (0)

Finish Position and metres gained from 800m



Sectionals
Powered by

PJ HARNESS ANALYSER Version 3.05 Out Now!
HORSE REPORTS / RAW DATA
 All your sectional needs Check us out at www.pjdata.com.au



The Racing Queensland Board (trading as Racing Queensland) and provider are not responsible for the completeness or accuracy of any of the information contained herein, and makes no representations about its suitability for any purpose.

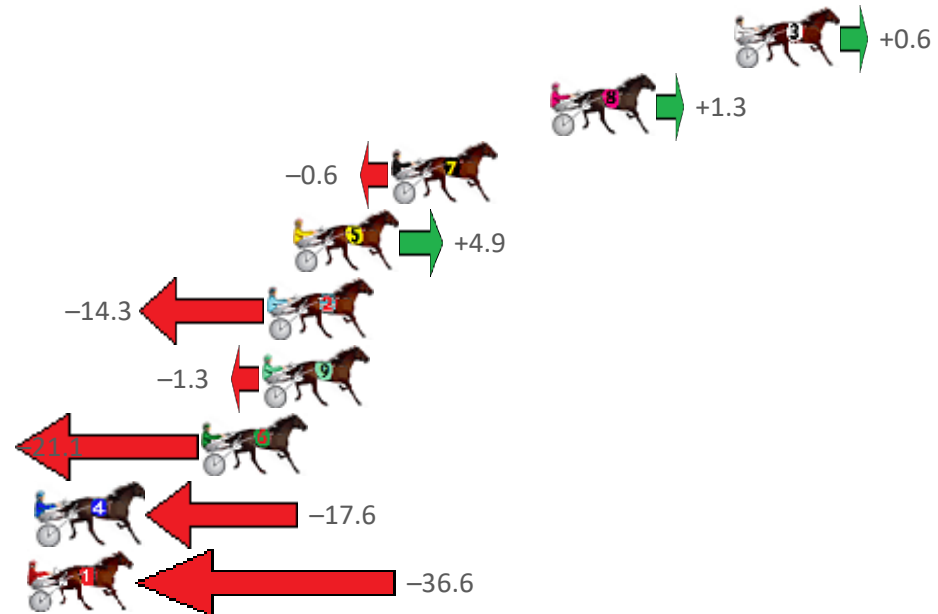
Redcliffe Race 6 Distance 1780m

Monday, 19 April 2021

Gross Time: 2:13.10 MileRate: 2:00.30 LeadTime: 11.60s First Qtr: 30.60s Second Qtr: 31.40s Third Qtr: 28.90s Fourth Qtr: 30.60s

NoHorse	Plc	Margin	Time	800Time (W)	400 Time (W)
3 QUALITY TIME	1	0.0m	2:13.10	59.46s (0)	30.60s (0)
8 ARTISTIC HUMMA	2	7.3m	2:13.68	59.40s (1)	30.62s (1)
7 ITS YOU NOT ME	3	13.6m	2:14.19	59.54s (1)	30.58s (1)
5 STAR OF WONDER	4	17.5m	2:14.50	59.14s (1)	30.53s (2)
2 CHANG	5	18.5m	2:14.58	60.56s (1)	31.44s (0)
9 WEDDING NIGHT	6	18.7m	2:14.60	59.60s (1)	30.96s (2)
6 WRITEABOUTCHELSEA	7	21.1m	2:14.79	61.06s (1)	32.13s (1)
4 DARTESIAN	8	27.6m	2:15.31	60.80s (0)	31.24s (0)
1 POSER	9	42.0m	2:16.46	62.21s (0)	32.79s (0)

Finish Position and metres gained from 800m



Sectionals
Powered by

PJ HARNESS ANALYSER

HORSE REPORTS / RAW DATA

Version 3.05
Out Now!

All your sectional needs

Check us out at www.pjdata.com.au

The Racing Queensland Board (trading as Racing Queensland) and provider are not responsible for the completeness or accuracy of any of the information contained herein, and makes no representations about its suitability for any purpose.