

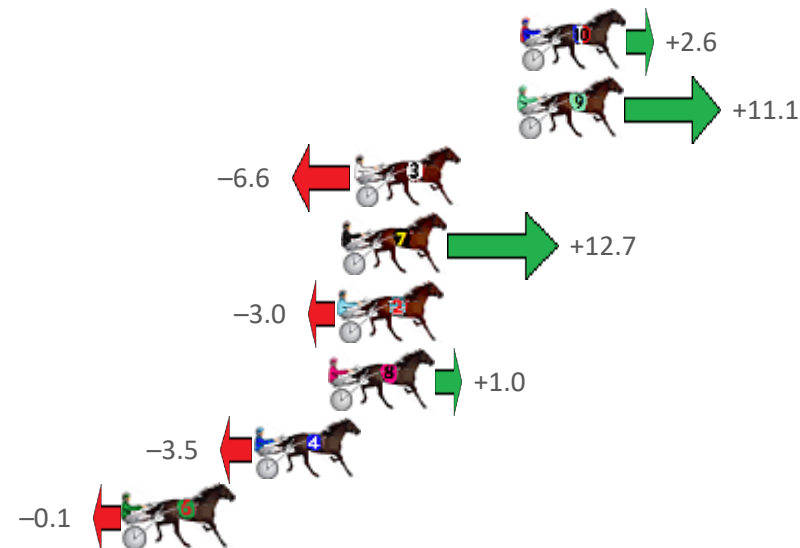
# Albion Park Race 1 Distance 1660m

Friday, 9 April 2021

Gross Time: 2:00.00 MileRate: 1:56.30 LeadTime: 3.60s First Qtr: 29.30s Second Qtr: 30.80s Third Qtr: 28.40s Fourth Qtr: 27.90s

NoHorse	Plc	Margin	Time	800Time (W)	400 Time (W)
10 ROYAL OBSESSION	1	0.0m	2:00.00	56.12s (1)	27.80s (1)
9 COOL AND CALCULATIN	2	0.1m	2:00.01	55.52s (1)	27.56s (2)
3 BONNIES A ROCKIN	3	6.6m	2:00.48	56.76s (0)	28.36s (0)
7 ROCKNROLL DUDE	4	7.1m	2:00.52	55.41s (1)	27.71s (1)
2 MAKINMEFEELGOOD	5	7.2m	2:00.53	56.51s (0)	28.08s (0)
8 FIRE AND ICE	6	7.6m	2:00.56	56.23s (0)	27.80s (0)
4 KAY NORA SHANNON	7	10.5m	2:00.77	56.54s (1)	28.23s (1)
6 ONYA DOUG	8	15.7m	2:01.15	56.31s (1)	28.27s (2)

Finish Position and metres gained from 800m



Sectionals  
Powered by

PJ HARNESS ANALYSER

HORSE REPORTS RAW DATA

All your sectional needs

Check us out at [www.pjdata.com.au](http://www.pjdata.com.au) and now on Facebook

The Racing Queensland Board (trading as Racing Queensland) and provider are not responsible for the completeness or accuracy of any of the information contained herein, and makes no representations about its suitability for any purpose.

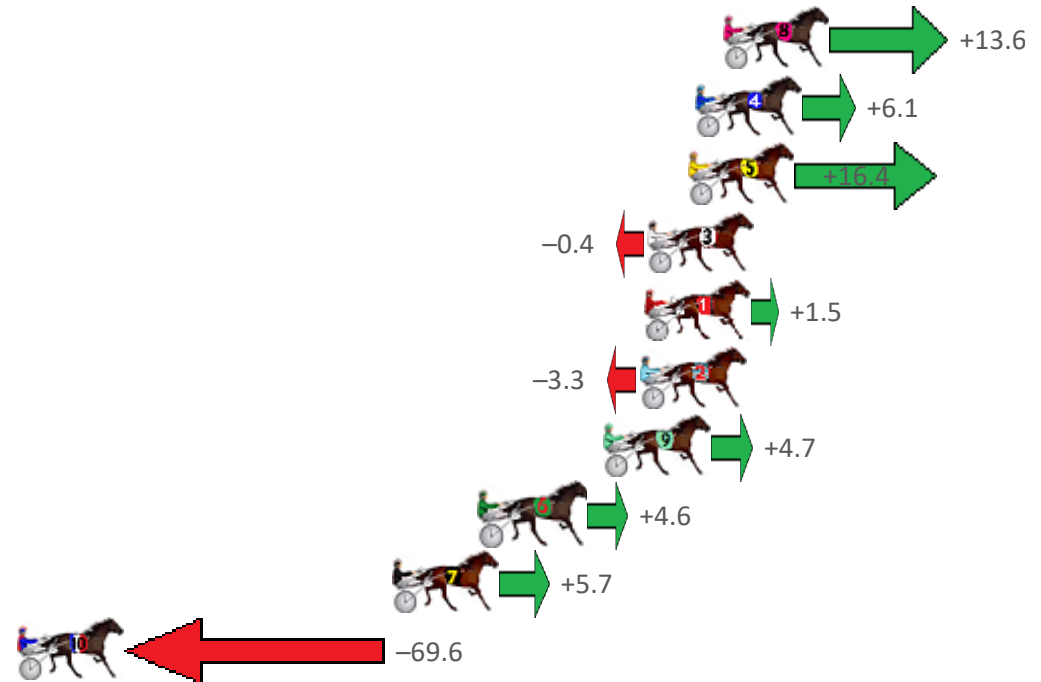
# Albion Park Race 2 Distance 1660m

Friday, 9 April 2021

Gross Time: 2:00.50 MileRate: 1:56.80 LeadTime: 3.50s First Qtr: 28.70s Second Qtr: 31.60s Third Qtr: 28.40s Fourth Qtr: 28.30s

NoHorse	Plc	Margin	Time	800Time (W)	400 Time (W)
8 JINGLES BROMAC	1	0.0m	2:00.50	55.74s (1)	27.54s (1)
4 SUGARKANE	2	1.1m	2:00.58	56.27s (1)	28.03s (1)
5 SO BOBS YOUR UNCLE	3	1.4m	2:00.60	55.54s (1)	27.34s (1)
3 HOT EMBERS	4	3.0m	2:00.72	56.73s (1)	28.50s (1)
1 CALL ME TRISH	5	3.1m	2:00.73	56.59s (0)	28.18s (0)
2 KIAMASROSIE	6	3.3m	2:00.75	56.93s (0)	28.53s (0)
9 MISS MONEYBAGS	7	4.7m	2:00.85	56.37s (0)	27.96s (0)
6 MIND OF MY OWN	8	9.6m	2:01.21	56.38s (0)	27.98s (0)
7 ALLSTAR SEA	9	13.1m	2:01.47	56.30s (0)	27.90s (0)
10 FAIRIESDELIGHT	10	139.6m	2:10.88	61.61s (0)	31.79s (0)

Finish Position and metres gained from 800m



Sectionals  
Powered by

PJ HARNESS ANALYSER

HORSE REPORTS RAW DATA

All your sectional needs

Check us out at [www.pjdata.com.au](http://www.pjdata.com.au) and now on Facebook

The Racing Queensland Board (trading as Racing Queensland) and provider are not responsible for the completeness or accuracy of any of the information contained herein, and makes no representations about its suitability for any purpose.

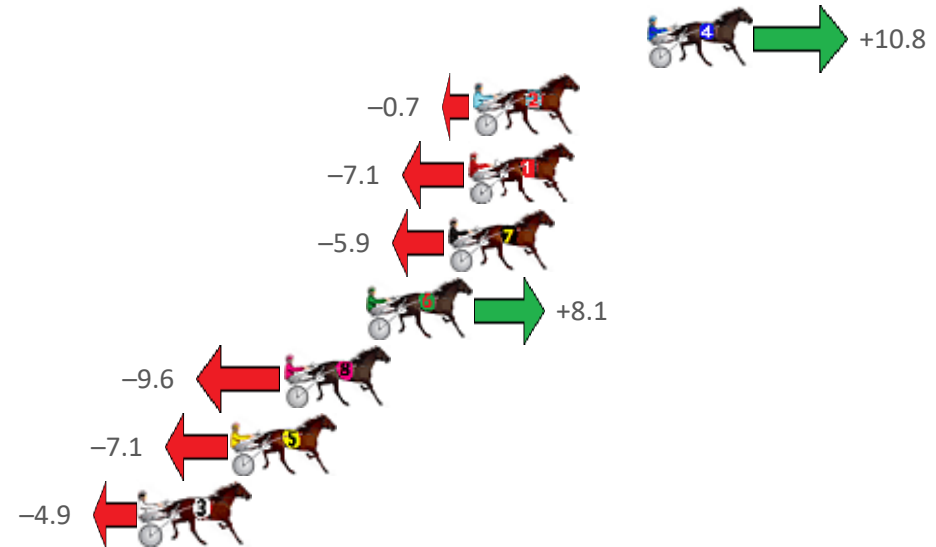
# Albion Park Race 3 Distance 2138m

Friday, 9 April 2021

Gross Time: 2:35.40 MileRate: 1:57.00 LeadTime: 38.80s First Qtr: 30.80s Second Qtr: 30.20s Third Qtr: 27.70s Fourth Qtr: 27.90s

NoHorse	Plc	Margin	Time	800Time (W)	400 Time (W)
4 OUR UNCLE JIM	1	0.0m	2:35.40	54.85s (1)	27.90s (1)
2 GOOD AS IT GETS	2	6.9m	2:35.91	55.65s (1)	27.93s (1)
1 ALE ALE KAI	3	7.1m	2:35.92	56.09s (0)	27.99s (0)
7 KURAHAUPO GAMBLER	4	7.9m	2:35.98	56.01s (1)	28.45s (0)
6 BOMBADIER JUJON	5	11.1m	2:36.21	55.04s (1)	27.93s (1)
8 HEZA BROMAC	6	14.4m	2:36.46	56.26s (0)	28.11s (0)
5 MISTER HART	7	16.5m	2:36.61	56.09s (0)	27.81s (1)
3 ARBIT MAJOR	8	20.1m	2:36.87	55.94s (1)	28.30s (2)

Finish Position and metres gained from 800m



Sectionals  
Powered by

**PJ HARNESS ANALYSER**  
HORSE REPORTS RAW DATA  
All your sectional needs  
Check us out at [www.pjdata.com.au](http://www.pjdata.com.au) and now on Facebook

The Racing Queensland Board (trading as Racing Queensland) and provider are not responsible for the completeness or accuracy of any of the information contained herein, and makes no representations about its suitability for any purpose.

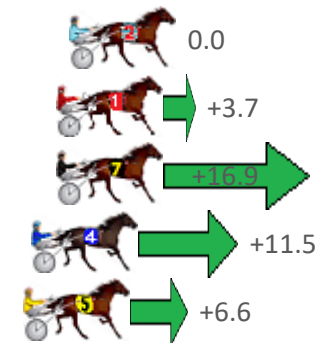
# Albion Park Race 4 Distance 2138m

Friday, 9 April 2021

Gross Time: 2:44.50 MileRate: 2:03.30 LeadTime: 43.00s First Qtr: 31.30s Second Qtr: 30.80s Third Qtr: 30.30s Fourth Qtr: 29.10s

NoHorse	Plc	Margin	Time	800Time (W)	400 Time (W)
2 MELPARK MAGIC	1	0.0m	2:44.50	59.40s (0)	29.10s (0)
1 AVEROSS DON	2	0.5m	2:44.54	59.13s (0)	28.82s (0)
7 KRAZE	3	0.5m	2:44.54	58.15s (0)	28.11s (1)
4 ORLANDO JOLT	4	1.5m	2:44.61	58.55s (0)	28.49s (1)
5 IM THE COMMANDO	5	1.8m	2:44.64	58.91s (0)	28.88s (1)

## Finish Position and metres gained from 800m



Sectionals  
Powered by

**PJ HARNESS ANALYSER**  
**HORSE REPORTS RAW DATA**  
 All your sectional needs  
 Check us out at [www.pjdata.com.au](http://www.pjdata.com.au) and now on Facebook



The Racing Queensland Board (trading as Racing Queensland) and provider are not responsible for the completeness or accuracy of any of the information contained herein, and makes no representations about its suitability for any purpose.

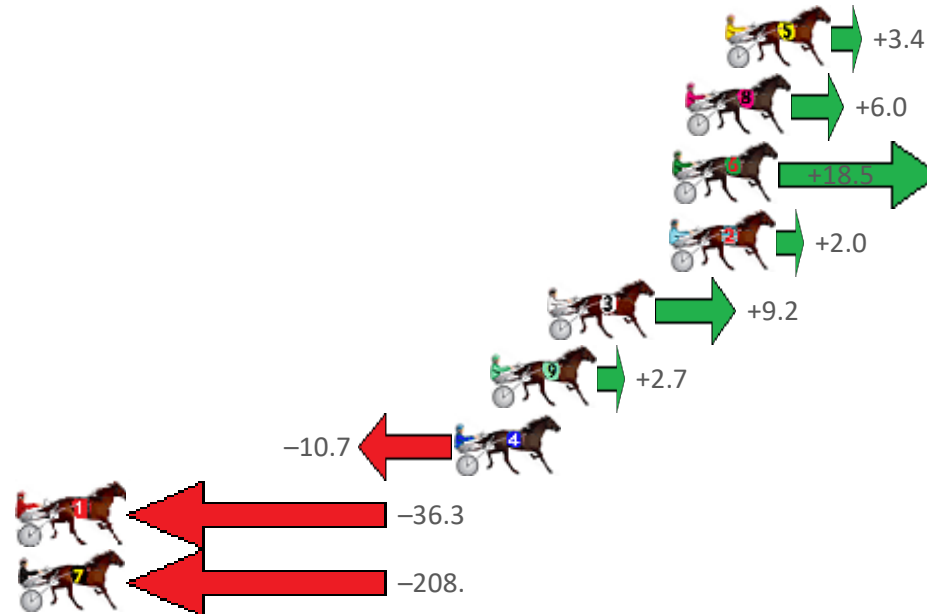
# Albion Park Race 5 Distance 1660m

Friday, 9 April 2021

Gross Time: 2:04.00 MileRate: 2:00.20 LeadTime: 3.70s First Qtr: 29.40s Second Qtr: 31.30s Third Qtr: 30.10s Fourth Qtr: 29.50s

NoHorse	Plc	Margin	Time	800Time (W)	400 Time (W)
5 LITTLEDEE	1	0.0m	2:04.00	59.35s (1)	29.50s (1)
8 WRITEABOUTCHELSEA	2	1.6m	2:04.12	59.16s (1)	29.44s (2)
6 BEEJAYS DELIGHT	3	2.1m	2:04.16	58.23s (1)	28.58s (2)
2 CHASIN DREAMZ	4	2.2m	2:04.17	59.45s (0)	29.32s (0)
3 MILWAUKEE SUNRISE	5	7.0m	2:04.54	58.92s (1)	29.15s (1)
9 A ROCKNROLL LEGACY	6	9.3m	2:04.72	59.40s (1)	29.46s (2)
4 GRINYDONTCHA	7	10.7m	2:04.83	60.39s (0)	30.28s (0)
1 POSER	8	44.7m	2:07.46	62.29s (0)	31.72s (0)
7 BOPPIN THE BLUES	9	358.2m	2:31.70	75.02s (0)	35.97s (0)

Finish Position and metres gained from 800m



Sectionals  
Powered by

PJ HARNESS ANALYSER

HORSE REPORTS RAW DATA

All your sectional needs

Check us out at [www.pjdata.com.au](http://www.pjdata.com.au) and now on Facebook

The Racing Queensland Board (trading as Racing Queensland) and provider are not responsible for the completeness or accuracy of any of the information contained herein, and makes no representations about its suitability for any purpose.

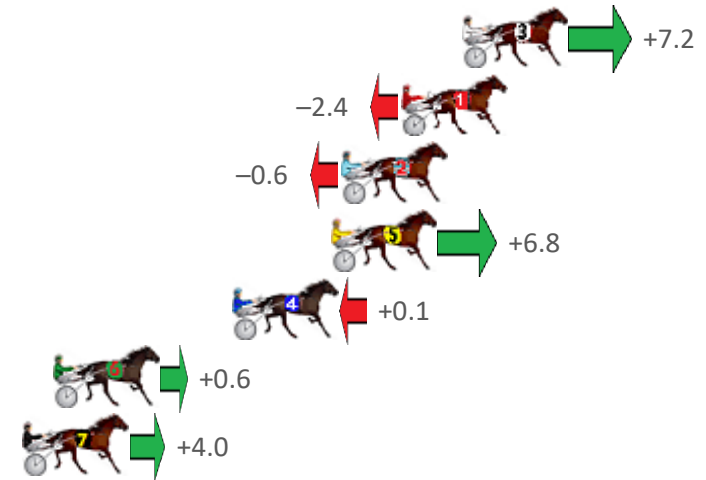
# Albion Park Race 6 Distance 1660m

Friday, 9 April 2021

Gross Time: 2:01.90 MileRate: 1:58.20 LeadTime: 3.70s First Qtr: 29.10s Second Qtr: 31.70s Third Qtr: 29.50s Fourth Qtr: 27.90s

NoHorse	Plc	Margin	Time	800Time (W)	400 Time (W)
3 SIR SEMPER FIDELIS	1	0.0m	2:01.90	56.89s (1)	27.68s (1)
1 RANCHO MAN	2	2.4m	2:02.08	57.57s (0)	28.07s (0)
2 IMA BIRUBI BOY	3	4.8m	2:02.25	57.44s (0)	27.94s (0)
5 NEWMERELLA LADYKAY	4	5.2m	2:02.28	56.91s (1)	27.83s (2)
4 THE CASUAL GOOSE	5	9.1m	2:02.57	57.39s (0)	27.89s (0)
6 MAJOR TRALEE	6	16.2m	2:03.09	57.36s (1)	28.15s (2)
7 OFFICE BAD BOY	7	17.4m	2:03.18	57.11s (1)	28.23s (1)

Finish Position and metres gained from 800m



Sectionals  
Powered by

**PJ HARNESS ANALYSER**  
**HORSE REPORTS RAW DATA**  
 All your sectional needs  
 Check us out at [www.pjdata.com.au](http://www.pjdata.com.au) and now on Facebook



The Racing Queensland Board (trading as Racing Queensland) and provider are not responsible for the completeness or accuracy of any of the information contained herein, and makes no representations about its suitability for any purpose.

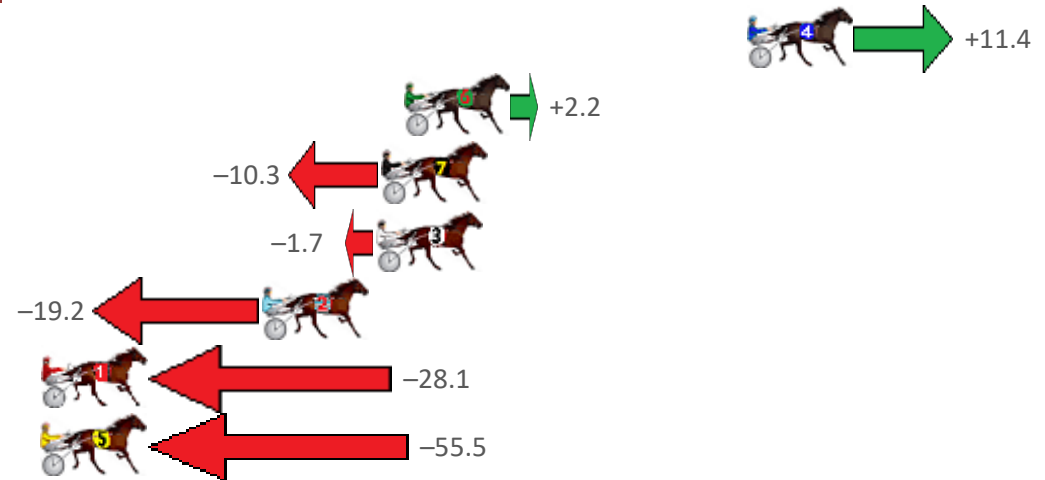
# Albion Park Race 7 Distance 1660m

Friday, 9 April 2021

Gross Time: 1:59.40 MileRate: 1:55.80 LeadTime: 3.60s First Qtr: 28.30s Second Qtr: 30.30s Third Qtr: 28.40s Fourth Qtr: 28.80s

NoHorse	Plc	Margin	Time	800Time (W)	400 Time (W)
4 BARKWAY ARNOLD	1	0.0m	1:59.40	56.39s (1)	28.54s (1)
6 ARTISTIC SAINT	2	13.6m	2:00.43	57.04s (1)	29.14s (1)
7 LITTLELIONELJAMES	3	14.5m	2:00.50	57.93s (0)	29.84s (0)
3 WHERE'S TASCOTT	4	14.7m	2:00.51	57.32s (0)	28.88s (1)
2 LIVING GRAND	5	19.2m	2:00.85	58.57s (0)	29.60s (0)
1 NIFTY STUDLEIGH	6	36.9m	2:02.19	59.20s (0)	30.48s (0)
5 A RAINBOW DANCER	7	115.5m	2:08.13	61.15s (0)	31.70s (0)

Finish Position and metres gained from 800m



Sectionals  
Powered by

**PJ HARNESS ANALYSER**  
HORSE REPORTS RAW DATA  
All your sectional needs  
Check us out at [www.pjdata.com.au](http://www.pjdata.com.au) and now on Facebook



The Racing Queensland Board (trading as Racing Queensland) and provider are not responsible for the completeness or accuracy of any of the information contained herein, and makes no representations about its suitability for any purpose.

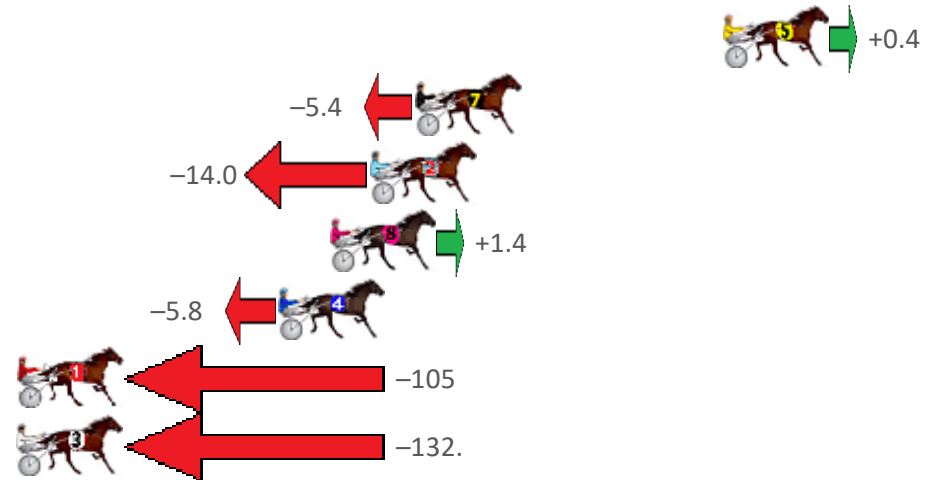
# Albion Park Race 8 Distance 2138m

Friday, 9 April 2021

Gross Time: 2:43.00 MileRate: 2:02.70 LeadTime: 39.50s First Qtr: 32.20s Second Qtr: 31.10s Third Qtr: 29.50s Fourth Qtr: 30.70s

NoHorse	Plc	Margin	Time	800Time (W)	400 Time (W)
5 GUNNER	1	0.0m	2:43.00	60.17s (1)	30.70s (1)
7 MAJESTIC SPEED	2	12.2m	2:43.98	60.60s (1)	31.04s (0)
2 CHOCOLATEHANDFUL	3	14.0m	2:44.12	61.25s (0)	31.71s (0)
8 DOWN UNDER RORS	4	15.6m	2:44.25	60.10s (0)	30.30s (0)
4 NORAHS FLING	5	17.6m	2:44.41	60.63s (1)	30.94s (1)
1 ILLAWONG BUZZ	6	122.3m	2:52.82	67.99s (1)	35.84s (0)
3 PRINCESS KATERINA	7	139.4m	2:54.20	70.14s (0)	38.71s (0)

Finish Position and metres gained from 800m



Sectionals  
Powered by

**PJ HARNESS ANALYSER**  
HORSE REPORTS RAW DATA  
All your sectional needs  
Check us out at [www.pjdata.com.au](http://www.pjdata.com.au) and now on Facebook



The Racing Queensland Board (trading as Racing Queensland) and provider are not responsible for the completeness or accuracy of any of the information contained herein, and makes no representations about its suitability for any purpose.