

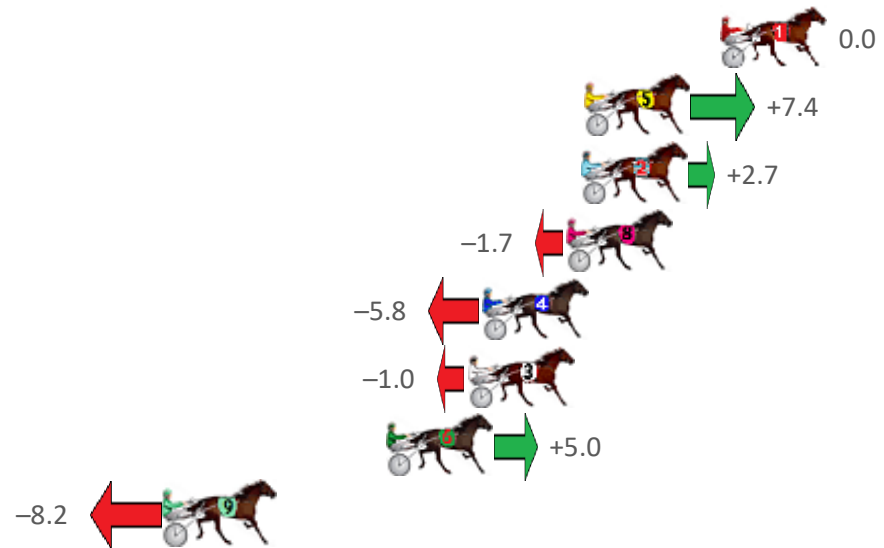
Albion Park Race 1 Distance 1660m

Tuesday, 6 April 2021

Gross Time: 2:01.30 MileRate: 1:57.60 LeadTime: 3.50s First Qtr: 28.40s Second Qtr: 31.10s Third Qtr: 29.60s Fourth Qtr: 28.70s

NoHorse	Plc	Margin	Time	800Time (W)	400 Time (W)
1 LEAP TO FAME	1	0.0m	2:01.30	58.30s (0)	28.70s (0)
5 JUDGE JUJON	2	5.4m	2:01.71	57.76s (1)	28.23s (1)
2 TORQUE TOTHE MUSIC	3	5.5m	2:01.71	58.10s (1)	28.56s (1)
8 SHEZ NOTORIOUS	4	6.1m	2:01.76	58.42s (0)	28.82s (0)
4 MYSTICAL CHARM	5	9.4m	2:02.01	58.72s (1)	29.19s (1)
3 CAT KING COLE	6	10.0m	2:02.05	58.37s (0)	28.79s (0)
6 GOTTA GO MILKING	7	13.2m	2:02.29	57.94s (0)	28.39s (0)
9 CATSEYE BEACH	8	22.0m	2:02.96	58.89s (0)	29.31s (0)

Finish Position and metres gained from 800m



Sectionals
Powered by

PJ HARNESS ANALYSER
HORSE REPORTS RAW DATA
All your sectional needs
Check us out at www.pjdata.com.au and now on Facebook

The Racing Queensland Board (trading as Racing Queensland) and provider are not responsible for the completeness or accuracy of any of the information contained herein, and makes no representations about its suitability for any purpose.

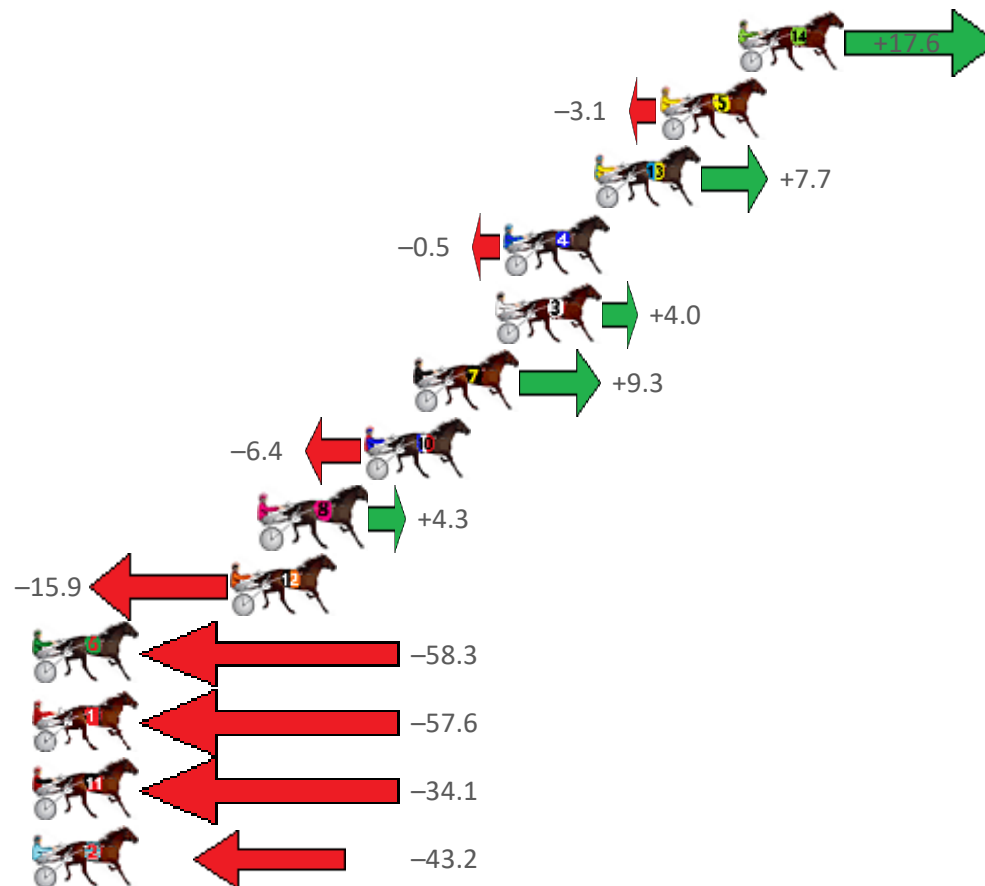
Albion Park Race 2 Distance 2138m

Tuesday, 6 April 2021

Gross Time: 2:44.50 MileRate: 2:02.10 LeadTime: 42.50s First Qtr: 30.50s Second Qtr: 31.10s Third Qtr: 29.60s Fourth Qtr: 30.80s

NoHorse	Plc	Margin	Time	800Time (W)	400 Time (W)
14 ORLANDO JOLT	1	0.0m	2:44.50	59.08s (1)	29.44s (2)
5 DOWN UNDER RORS	2	3.1m	2:44.75	60.63s (0)	31.04s (0)
13 MELPARK MAGIC	3	5.7m	2:44.96	59.82s (1)	30.18s (1)
4 MAJESTIC SPEED	4	9.3m	2:45.25	60.44s (0)	30.59s (0)
3 PRINCESS FAITH	5	9.6m	2:45.27	60.10s (0)	30.28s (0)
7 IMA CALVERT ROSE	6	12.9m	2:45.54	59.70s (1)	30.10s (1)
10 CHASING GREAT	7	14.8m	2:45.69	60.88s (1)	31.24s (1)
8 I ASKED NICELY	8	18.9m	2:46.02	60.08s (0)	30.23s (1)
12 JANSSON	9	20.1m	2:46.12	61.59s (1)	31.97s (1)
6 DELLSUN	10	62.9m	2:49.57	64.78s (0)	35.03s (0)
1 MORESUCCESS	11	75.4m	2:50.57	64.72s (0)	34.41s (0)
11 HELLO JOLENE JOLENE	12	99.1m	2:52.48	62.96s (0)	32.65s (0)
2 KAPAI	13	118.2m	2:54.02	63.64s (0)	33.34s (0)

Finish Position and metres gained from 800m



Sectionals
Powered by

PJ HARNESS ANALYSER
HORSE REPORTS RAW DATA
All your sectional needs
Check us out at www.pjdata.com.au and now on Facebook



The Racing Queensland Board (trading as Racing Queensland) and provider are not responsible for the completeness or accuracy of any of the information contained herein, and makes no representations about its suitability for any purpose.

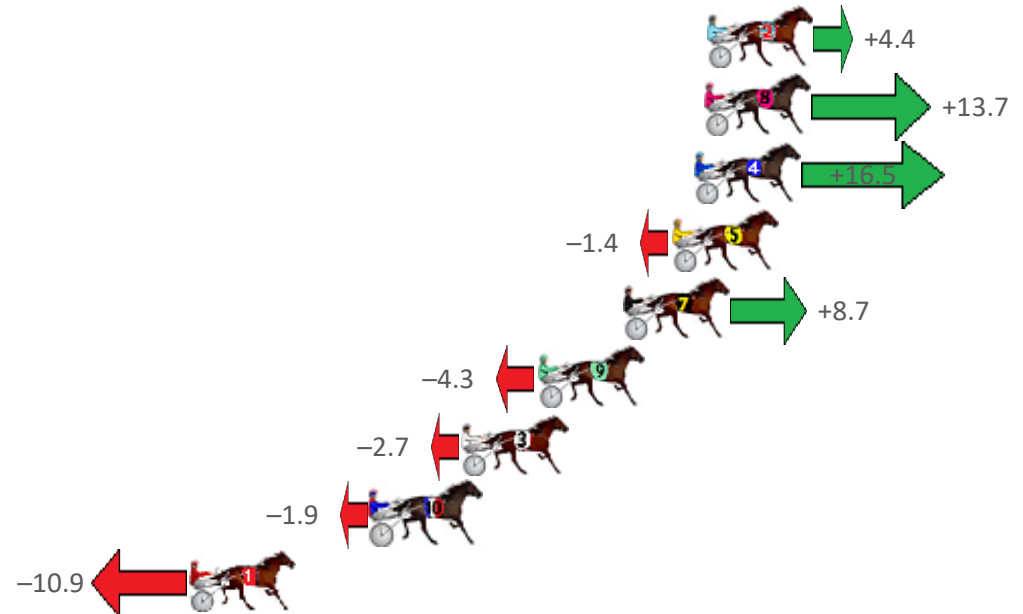
Albion Park Race 3 Distance 1660m

Tuesday, 6 April 2021

Gross Time: 2:02.40 MileRate: 1:58.70 LeadTime: 3.40s First Qtr: 28.70s Second Qtr: 32.10s Third Qtr: 28.30s Fourth Qtr: 29.90s

NoHorse	Plc	Margin	Time	800Time (W)	400 Time (W)
2 SHEZALUCKYLADY	1	0.0m	2:02.40	57.88s (0)	29.56s (0)
8 DEADLY ROCKER	2	0.1m	2:02.41	57.21s (0)	28.73s (2)
4 PAGO PAGO	3	0.5m	2:02.44	57.01s (2)	29.12s (2)
5 KWASII	4	1.4m	2:02.51	58.30s (0)	30.00s (0)
7 FORTES IN FIDE	5	3.3m	2:02.66	57.57s (2)	29.68s (2)
9 REGAL NIGHTSHADE	6	6.7m	2:02.92	58.51s (1)	30.16s (1)
3 WANNAGO	7	9.7m	2:03.16	58.40s (1)	30.07s (1)
10 BEE GEES BEST	8	13.3m	2:03.44	58.34s (1)	29.89s (1)
1 IT AINT ROYAL	9	20.5m	2:04.01	58.99s (0)	30.46s (0)

Finish Position and metres gained from 800m



Sectionals
Powered by

PJ HARNESS ANALYSER

HORSE REPORTS RAW DATA

All your sectional needs

Check us out at www.pjdata.com.au and now on Facebook



The Racing Queensland Board (trading as Racing Queensland) and provider are not responsible for the completeness or accuracy of any of the information contained herein, and makes no representations about its suitability for any purpose.

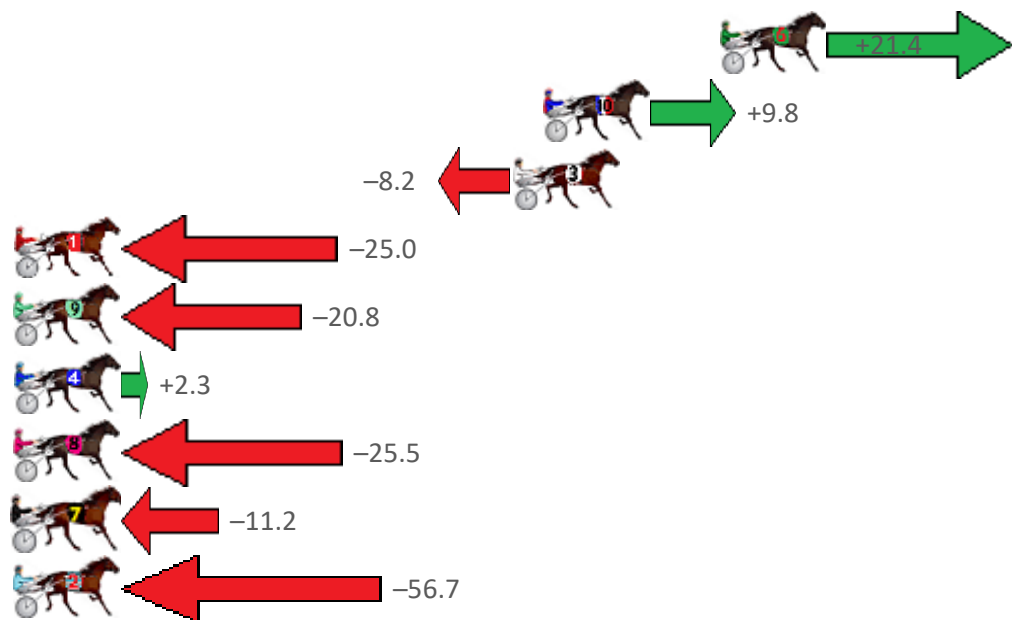
Albion Park Race 4 Distance 1660m

Tuesday, 6 April 2021

Gross Time: 1:59.90 MileRate: 1:56.20 LeadTime: 3.40s First Qtr: 28.10s Second Qtr: 30.20s Third Qtr: 28.50s Fourth Qtr: 29.70s

NoHorse	Plc	Margin	Time	800Time (W)	400 Time (W)
6 IN CHEVRON WE TRUST	1	0.0m	1:59.90	56.65s (1)	29.07s (2)
10 CHAINLINC	2	7.0m	2:00.44	57.49s (1)	29.95s (2)
3 KOTARE ELITE	3	8.2m	2:00.54	58.79s (0)	30.31s (0)
1 BOPPIN THE BLUES	4	30.2m	2:02.25	60.01s (0)	31.34s (0)
9 LANCELOT BROMAC	5	30.2m	2:02.25	59.70s (0)	31.00s (0)
4 DELIGHTFUL REASON	6	31.9m	2:02.38	58.03s (1)	30.31s (0)
8 BETTOR WATCH HIM	7	32.5m	2:02.43	60.04s (1)	31.72s (1)
7 ROCK THE HOUSE	8	37.6m	2:02.83	59.01s (1)	30.98s (1)
2 THE RAGNBONE MAN	9	68.9m	2:05.26	62.30s (1)	34.02s (1)

Finish Position and metres gained from 800m



Sectionals
Powered by

PJ HARNESS ANALYSER

HORSE REPORTS RAW DATA

All your sectional needs

Check us out at www.pjdata.com.au and now on Facebook

The Racing Queensland Board (trading as Racing Queensland) and provider are not responsible for the completeness or accuracy of any of the information contained herein, and makes no representations about its suitability for any purpose.

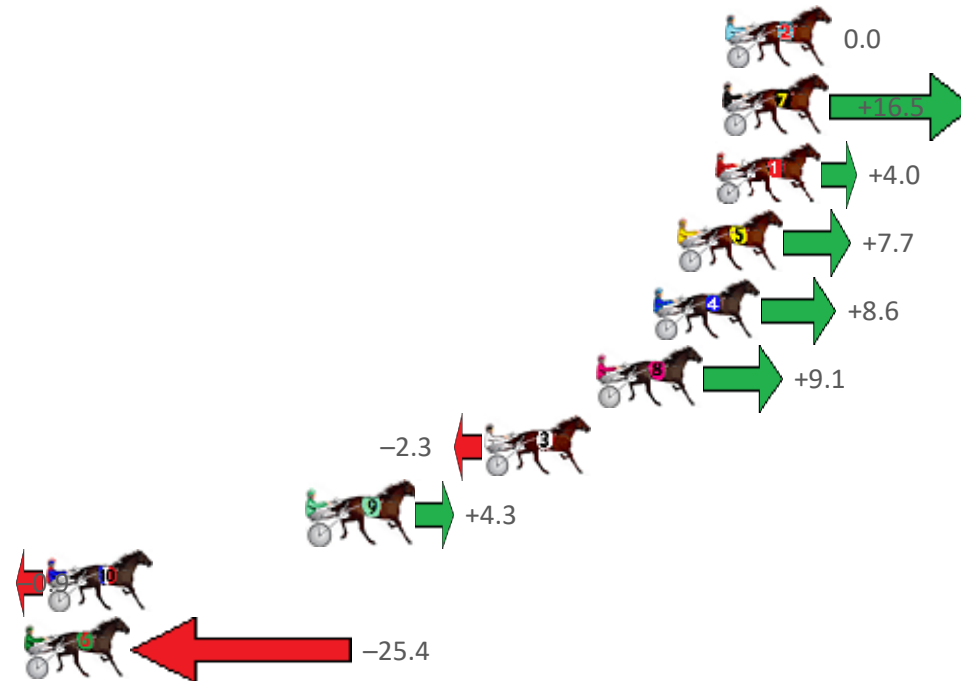
Albion Park Race 5 Distance 1660m

Tuesday, 6 April 2021

Gross Time: 2:00.40 MileRate: 1:56.70 LeadTime: 3.30s First Qtr: 29.90s Second Qtr: 29.30s Third Qtr: 29.00s Fourth Qtr: 28.90s

NoHorse	Plc	Margin	Time	800Time (W)	400 Time (W)
2 ROCKS OR DIAMONDS	1	0.0m	2:00.40	57.90s (0)	28.90s (0)
7 SCOTCH EN ICE	2	0.1m	2:00.41	56.71s (1)	28.26s (2)
1 FRONTLINER	3	0.4m	2:00.43	57.61s (0)	28.61s (0)
5 LILLIES	4	1.9m	2:00.54	57.35s (0)	28.40s (0)
4 CALL ME KEITH	5	2.8m	2:00.61	57.28s (1)	28.79s (2)
8 CROWN MOJO	6	5.1m	2:00.79	57.25s (0)	28.36s (1)
3 GINGER MICKY	7	9.5m	2:01.12	58.07s (1)	28.98s (1)
9 CHARLIE CHUCKLES	8	16.5m	2:01.65	57.59s (1)	28.99s (2)
10 DANCINTOTHEBEAT	9	26.9m	2:02.44	57.96s (1)	28.76s (0)
6 ITZ MAJOR RICH	10	27.8m	2:02.51	59.73s (1)	30.60s (1)

Finish Position and metres gained from 800m



Sectionals
Powered by

PJ HARNESS ANALYSER

HORSE REPORTS RAW DATA

All your sectional needs

Check us out at www.pjdata.com.au and now on Facebook

The Racing Queensland Board (trading as Racing Queensland) and provider are not responsible for the completeness or accuracy of any of the information contained herein, and makes no representations about its suitability for any purpose.

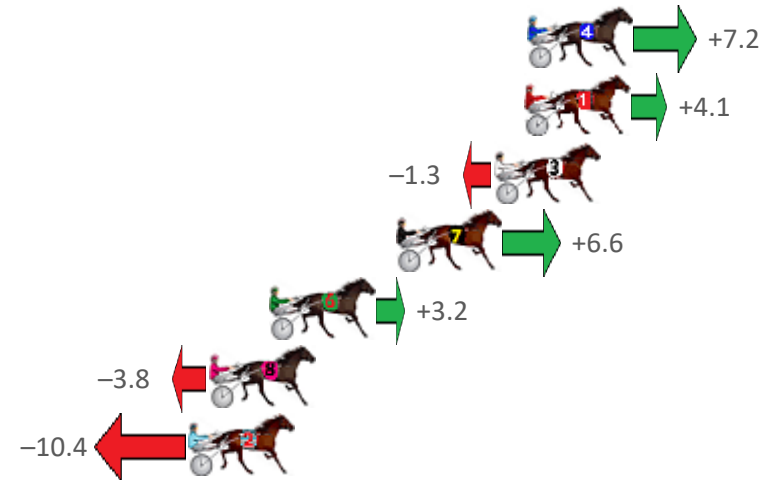
Albion Park Race 6 Distance 1660m

Tuesday, 6 April 2021

Gross Time: 1:58.90 MileRate: 1:55.20 LeadTime: 3.40s First Qtr: 28.70s Second Qtr: 30.90s Third Qtr: 28.30s Fourth Qtr: 27.60s

NoHorse	Plc	Margin	Time	800Time (W)	400 Time (W)
4 L L COOL J	1	0.0m	1:58.90	55.40s (1)	27.24s (1)
1 IMASPORTSSTAR	2	0.1m	1:58.91	55.62s (0)	27.26s (0)
3 TIZ A SIZZLER	3	1.3m	1:58.99	55.99s (0)	27.69s (0)
7 FAME ASSURED	4	5.2m	1:59.28	55.44s (1)	27.27s (1)
6 SAM IS PERFECTION	5	10.2m	1:59.64	55.68s (0)	27.26s (1)
8 STRADDIE	6	12.6m	1:59.81	56.16s (0)	27.78s (0)
2 AT WEST POINT	7	13.4m	1:59.87	56.62s (1)	28.44s (1)

Finish Position and metres gained from 800m



Sectionals
Powered by

PJ HARNESS ANALYSER

HORSE REPORTS RAW DATA

All your sectional needs

Check us out at www.pjdata.com.au and now on Facebook

The Racing Queensland Board (trading as Racing Queensland) and provider are not responsible for the completeness or accuracy of any of the information contained herein, and makes no representations about its suitability for any purpose.

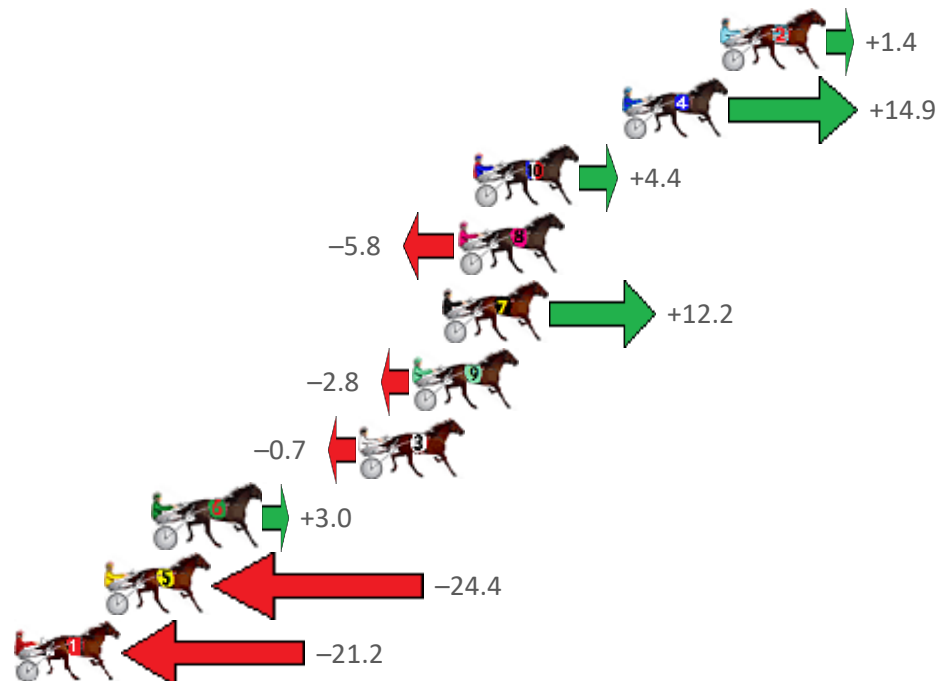
Albion Park Race 7 Distance 1660m

Tuesday, 6 April 2021

Gross Time: 1:59.30 MileRate: 1:55.70 LeadTime: 3.40s First Qtr: 28.10s Second Qtr: 30.00s Third Qtr: 28.60s Fourth Qtr: 29.20s

NoHorse	Plc	Margin	Time	800Time (W)	400 Time (W)
2 LEFT A TERROR	1	0.0m	1:59.30	57.70s (1)	29.20s (1)
4 HOT ROD HEAVEN	2	3.9m	1:59.60	56.73s (1)	29.21s (2)
10 HAVING THE FAITH	3	9.8m	2:00.05	57.48s (1)	29.55s (1)
8 LORD DIGBY	4	10.4m	2:00.10	58.22s (0)	29.50s (0)
7 NO CONFESSION	5	11.0m	2:00.14	56.92s (1)	29.23s (2)
9 GASMONKEY	6	12.2m	2:00.23	58.00s (0)	29.32s (0)
3 SWEET AS	7	14.3m	2:00.40	57.85s (0)	29.16s (0)
6 OUR BALOU	8	22.4m	2:01.02	57.58s (0)	29.43s (0)
5 PLATINUM PROMISE	9	24.4m	2:01.17	59.55s (0)	30.83s (0)
1 OUR FRIEND	10	30.8m	2:01.66	59.32s (1)	30.51s (1)

Finish Position and metres gained from 800m



Sectionals
Powered by

PJ HARNESS ANALYSER

HORSE REPORTS RAW DATA

All your sectional needs

Check us out at www.pjdata.com.au and now on Facebook

The Racing Queensland Board (trading as Racing Queensland) and provider are not responsible for the completeness or accuracy of any of the information contained herein, and makes no representations about its suitability for any purpose.

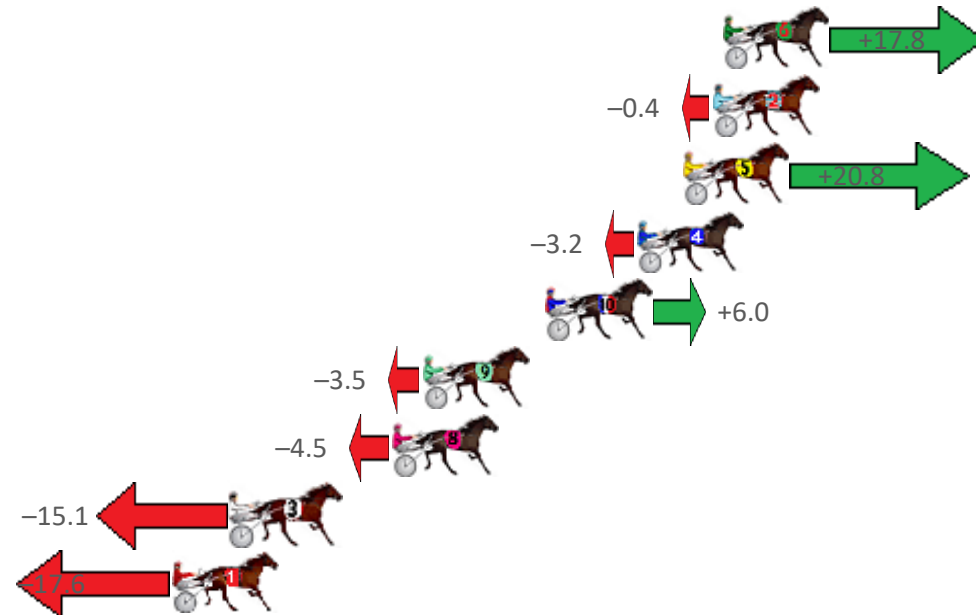
Albion Park Race 8 Distance 2138m

Tuesday, 6 April 2021

Gross Time: 2:36.00 MileRate: 1:57.40 LeadTime: 36.90s First Qtr: 29.80s Second Qtr: 30.30s Third Qtr: 28.70s Fourth Qtr: 30.30s

NoHorse	Plc	Margin	Time	800Time (W)	400 Time (W)
6 NIMAH FRANCO	1	0.0m	2:36.00	57.69s (1)	29.16s (3)
2 RAGNARR	2	0.4m	2:36.03	59.03s (0)	30.33s (0)
5 MOHS EM DOWN	3	1.6m	2:36.13	57.47s (1)	28.94s (2)
4 KANYE CRUSADER	4	3.4m	2:36.27	59.23s (1)	30.50s (1)
10 INTRANSIT	5	7.0m	2:36.56	58.56s (1)	29.52s (1)
9 HENRY HU	6	11.9m	2:36.94	59.26s (1)	30.23s (2)
8 DAPPER	7	13.1m	2:37.04	59.33s (0)	30.10s (0)
3 NOTORIOUS	8	19.5m	2:37.55	60.11s (1)	31.03s (1)
1 IDEAL SITUATION	9	21.8m	2:37.73	60.29s (0)	31.07s (0)

Finish Position and metres gained from 800m



Sectionals
Powered by

PJ HARNESS ANALYSER

HORSE REPORTS RAW DATA

All your sectional needs

Check us out at www.pjdata.com.au and now on Facebook

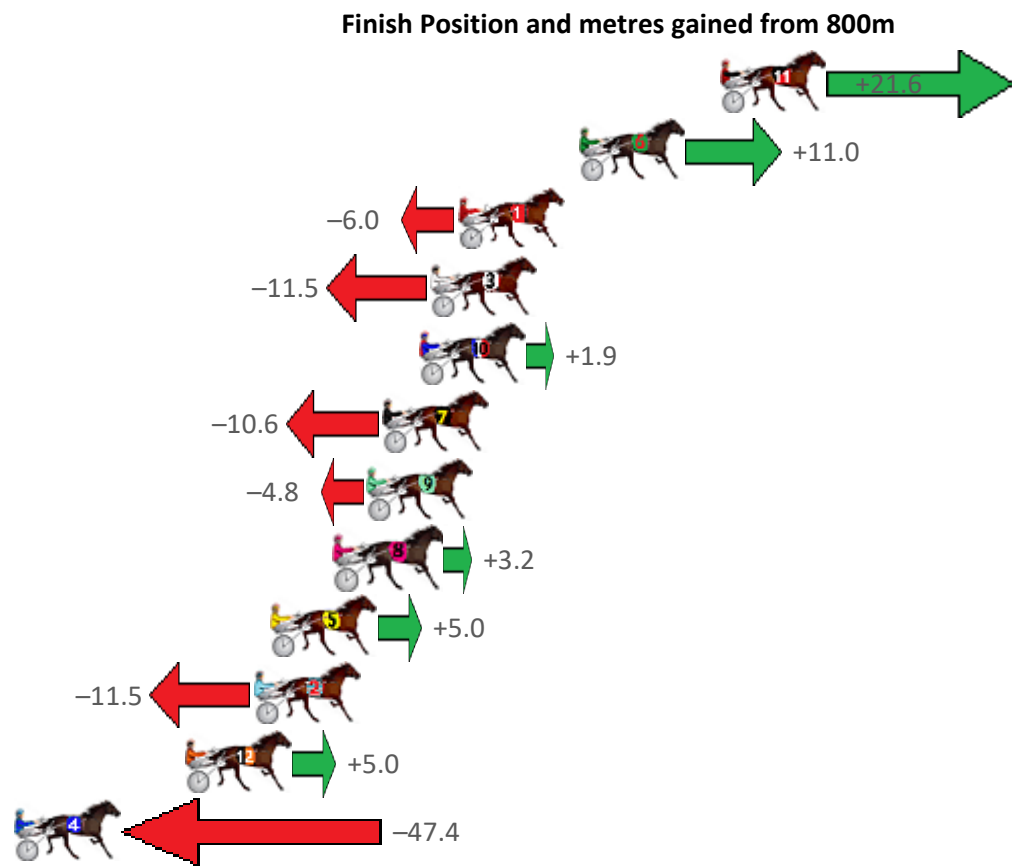
The Racing Queensland Board (trading as Racing Queensland) and provider are not responsible for the completeness or accuracy of any of the information contained herein, and makes no representations about its suitability for any purpose.

Albion Park Race 9 Distance 2138m

Tuesday, 6 April 2021

Gross Time: 2:37.70 MileRate: 1:58.70 LeadTime: 37.10s First Qtr: 30.80s Second Qtr: 30.40s Third Qtr: 29.10s Fourth Qtr: 30.30s

NoHorse	Plc	Margin	Time	800Time (W)	400 Time (W)
11 MORESCO	1	0.0m	2:37.70	57.81s (1)	29.38s (2)
6 JIVE	2	5.6m	2:38.14	58.59s (1)	30.16s (2)
1 MY ULTIMATE BONDI	3	10.4m	2:38.52	59.84s (0)	30.75s (0)
3 GOPATI	4	11.5m	2:38.61	60.25s (0)	31.17s (0)
10 AMUSED	5	11.9m	2:38.64	59.26s (0)	30.23s (1)
7 RECIPE FOR DREAMING	6	13.4m	2:38.76	60.18s (1)	31.02s (1)
9 ILLAWONG DREAMTIM	7	14.0m	2:38.81	59.75s (0)	30.60s (0)
8 SHEZ ALL STYLE	8	15.2m	2:38.91	59.16s (0)	30.28s (0)
5 ASHKII	9	17.8m	2:39.11	59.03s (0)	30.24s (1)
2 MACHIN OUT	10	18.5m	2:39.17	60.25s (1)	31.08s (1)
12 REMEMBER ME NOW	11	21.2m	2:39.38	59.03s (1)	30.63s (2)
4 LEFT A HURRIKANE	12	58.8m	2:42.36	62.90s (1)	31.79s (1)



Sectionals
Powered by

PJ HARNESS ANALYSER
HORSE REPORTS RAW DATA
All your sectional needs
Check us out at www.pjdata.com.au and now on Facebook



The Racing Queensland Board (trading as Racing Queensland) and provider are not responsible for the completeness or accuracy of any of the information contained herein, and makes no representations about its suitability for any purpose.