


# Albion Park Race 1 Distance 2138m

Tuesday, 23 March 2021

Gross Time: 2:42.70 MileRate: 2:00.80 LeadTime: 42.30s First Qtr: 31.30s Second Qtr: 30.40s Third Qtr: 29.60s Fourth Qtr: 29.10s

No Horse	Plc	Margin	Time	800Time (W)	400 Time (W)
10 KRAZE	1	0.0m	2:42.70	58.10s (1)	28.67s (1)
3 DOWN UNDER RORS	2	16.6m	2:43.97	59.91s (0)	30.30s (0)
7 THE REAPER	3	29.3m	2:44.94	60.56s (1)	31.09s (1)
2 NORAH'S FLING	4	34.8m	2:45.36	60.51s (0)	30.79s (0)
8 SHEGOTSASS	5	40.5m	2:45.79	60.55s (0)	31.07s (1)
1 DELLSUN	6	42.7m	2:45.96	61.44s (0)	31.73s (0)

Finish Position and metres gained from 800m



Sectionals  
Powered by

PJ HARNESS ANALYSER

HORSE REPORTS RAW DATA

All your sectional needs

Check us out at [www.pjdata.com.au](http://www.pjdata.com.au) and now on Facebook

The Racing Queensland Board (trading as Racing Queensland) and provider are not responsible for the completeness or accuracy of any of the information contained herein, and makes no representations about its suitability for any purpose.

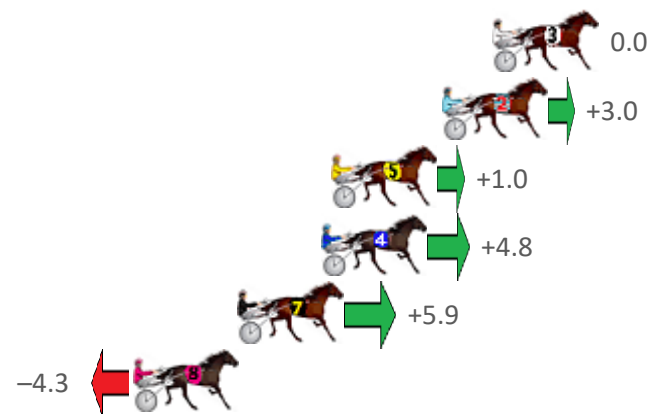
# Albion Park Race 2 Distance 1660m

Tuesday, 23 March 2021

Gross Time: 1:59.70 MileRate: 1:56.00 LeadTime: 3.50s First Qtr: 28.30s Second Qtr: 31.20s Third Qtr: 28.40s Fourth Qtr: 28.30s

No Horse	Plc	Margin	Time	800Time (W)	400 Time (W)
3 OUR FRIEND	1	0.0m	1:59.70	56.70s (0)	28.30s (0)
2 LAZY BLAZE	2	2.0m	1:59.85	56.49s (0)	28.03s (0)
5 ITZ MAJOR RICH	3	6.4m	2:00.18	56.63s (1)	28.12s (1)
4 LANCELOT BROMAC	4	6.8m	2:00.21	56.36s (1)	27.82s (1)
7 ROCK THE HOUSE	5	10.1m	2:00.45	56.28s (1)	27.72s (1)
8 LIVING GRAND	6	14.3m	2:00.76	57.00s (0)	28.36s (0)

Finish Position and metres gained from 800m



Sectionals  
Powered by

**PJ HARNESS ANALYSER**  
HORSE REPORTS RAW DATA  
All your sectional needs  
Check us out at [www.pjdata.com.au](http://www.pjdata.com.au) and now on Facebook

The Racing Queensland Board (trading as Racing Queensland) and provider are not responsible for the completeness or accuracy of any of the information contained herein, and makes no representations about its suitability for any purpose.

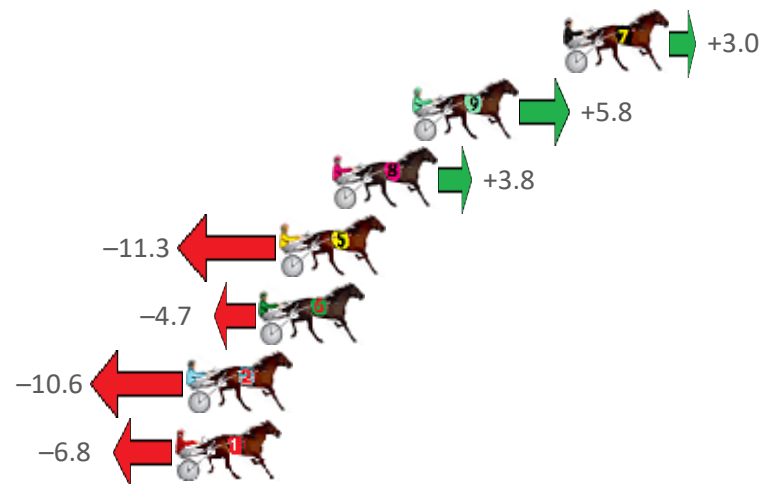
# Albion Park Race 3 Distance 1660m

Tuesday, 23 March 2021

Gross Time: 2:02.40 MileRate: 1:58.60 LeadTime: 3.50s First Qtr: 28.90s Second Qtr: 30.70s Third Qtr: 29.30s Fourth Qtr: 30.00s

No Horse	Plc	Margin	Time	800Time (W)	400 Time (W)
7 MANOFLISA	1	0.0m	2:02.40	59.08s (1)	29.96s (1)
9 LEAPING LEO	2	6.0m	2:02.87	58.87s (1)	29.76s (2)
8 SAVANNAHS BOY	3	9.2m	2:03.12	59.02s (0)	29.67s (1)
5 ILLBEWATCHING	4	11.3m	2:03.29	60.13s (0)	30.84s (0)
6 RAYONG PRINCESS	5	12.1m	2:03.35	59.65s (1)	30.35s (1)
2 ITS YOU NOT ME	6	15.0m	2:03.58	60.08s (0)	30.76s (0)
1 STAR OF WONDER	7	15.4m	2:03.61	59.80s (0)	30.37s (0)

Finish Position and metres gained from 800m



Sectionals  
Powered by

**PJ HARNESS ANALYSER**  
HORSE REPORTS RAW DATA  
All your sectional needs  
Check us out at [www.pjdata.com.au](http://www.pjdata.com.au) and now on Facebook

The Racing Queensland Board (trading as Racing Queensland) and provider are not responsible for the completeness or accuracy of any of the information contained herein, and makes no representations about its suitability for any purpose.

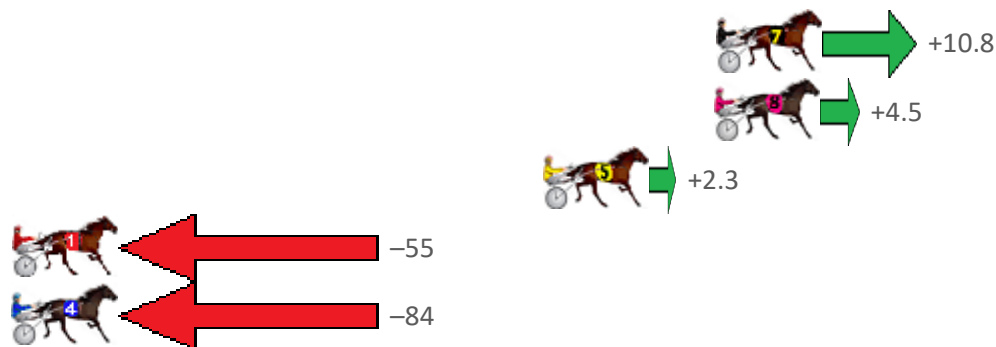
# Albion Park Race 4 Distance 2138m

Tuesday, 23 March 2021

Gross Time: 2:33.40 MileRate: 1:55.50 LeadTime: 36.20s First Qtr: 29.80s Second Qtr: 29.30s Third Qtr: 29.20s Fourth Qtr: 28.90s

No Horse	Plc	Margin	Time	800Time (W)	400 Time (W)
7 KANYE CRUSADER	1	0.0m	2:33.40	57.32s (1)	28.90s (0)
8 RUN BOY RUN	2	0.1m	2:33.41	57.78s (0)	28.50s (1)
5 MARK OF INTEGRITY	3	6.9m	2:33.92	57.93s (0)	28.59s (1)
1 COREY WILLIAM	4	54.9m	2:37.56	62.06s (0)	32.34s (0)
4 GOTTA MOMENT	5	89.9m	2:40.22	64.12s (1)	33.84s (0)

### Finish Position and metres gained from 800m



Sectionals  
Powered by

**PJ HARNESS ANALYSER**  
HORSE REPORTS RAW DATA  
All your sectional needs  
Check us out at [www.pjdata.com.au](http://www.pjdata.com.au) and now on Facebook



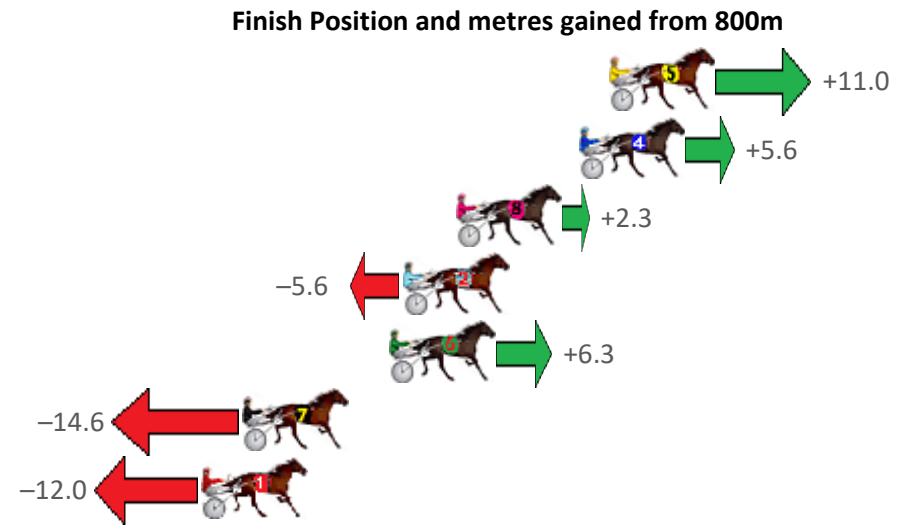
The Racing Queensland Board (trading as Racing Queensland) and provider are not responsible for the completeness or accuracy of any of the information contained herein, and makes no representations about its suitability for any purpose.

# Albion Park Race 5 Distance 2138m

Tuesday, 23 March 2021

Gross Time: 2:36.00 MileRate: 1:57.50 LeadTime: 36.30s First Qtr: 30.60s Second Qtr: 31.60s Third Qtr: 29.70s Fourth Qtr: 27.80s

No Horse	Plc	Margin	Time	800Time (W)	400 Time (W)
5 CARDLESFROMHEAVEN	1	0.0m	2:36.00	56.71s (1)	27.07s (1)
4 SHORTYS MATE	2	1.2m	2:36.09	57.10s (1)	27.45s (2)
8 SIR JULIAN	3	6.1m	2:36.45	57.34s (0)	27.57s (0)
2 MAJORDOIT	4	8.2m	2:36.60	57.90s (1)	28.17s (1)
6 BIG BANG LEONARD	5	8.7m	2:36.64	57.05s (1)	27.35s (1)
7 SPARKLING COLLECT	6	14.6m	2:37.07	58.54s (0)	28.81s (0)
1 WHISKEY BLAZE	7	16.2m	2:37.18	58.36s (0)	28.59s (0)



Sectionals  
Powered by

**PJ HARNESS ANALYSER**  
HORSE REPORTS RAW DATA  
All your sectional needs

Check us out at [www.pjdata.com.au](http://www.pjdata.com.au) and now on Facebook

The Racing Queensland Board (trading as Racing Queensland) and provider are not responsible for the completeness or accuracy of any of the information contained herein, and makes no representations about its suitability for any purpose.

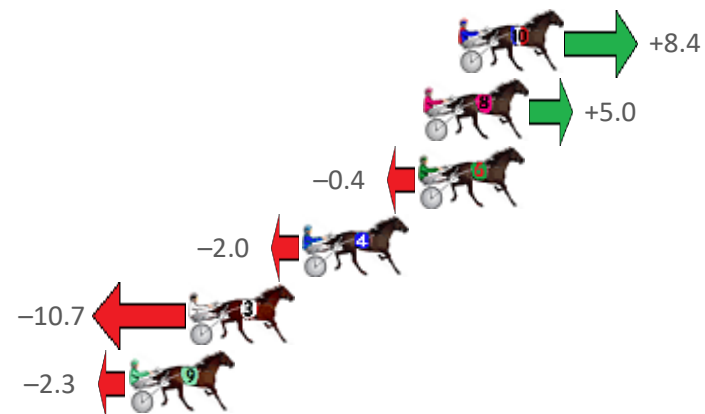
# Albion Park Race 6 Distance 1660m

Tuesday, 23 March 2021

Gross Time: 1:59.50 MileRate: 1:55.90 LeadTime: 3.30s First Qtr: 26.60s Second Qtr: 30.70s Third Qtr: 29.40s Fourth Qtr: 29.50s

No Horse	Plc	Margin	Time	800Time (W)	400 Time (W)
10 PLATINUM PROMISE	1	0.0m	1:59.50	58.29s (0)	28.83s (0)
8 JIVE	2	1.4m	1:59.61	58.53s (1)	29.05s (1)
6 JINGLES BROMAC	3	1.6m	1:59.62	58.93s (1)	29.62s (1)
4 MY ULTIMATE BONDI	4	6.2m	1:59.98	59.05s (0)	29.59s (0)
3 CHEESANDKISSES	5	10.7m	2:00.33	59.68s (0)	30.23s (0)
9 SHEZ ALL STYLE	6	13.1m	2:00.51	59.07s (1)	29.62s (2)

Finish Position and metres gained from 800m



Sectionals  
Powered by

**PJ HARNESS ANALYSER**  
HORSE REPORTS RAW DATA  
All your sectional needs  
Check us out at [www.pjdata.com.au](http://www.pjdata.com.au) and now on Facebook



The Racing Queensland Board (trading as Racing Queensland) and provider are not responsible for the completeness or accuracy of any of the information contained herein, and makes no representations about its suitability for any purpose.

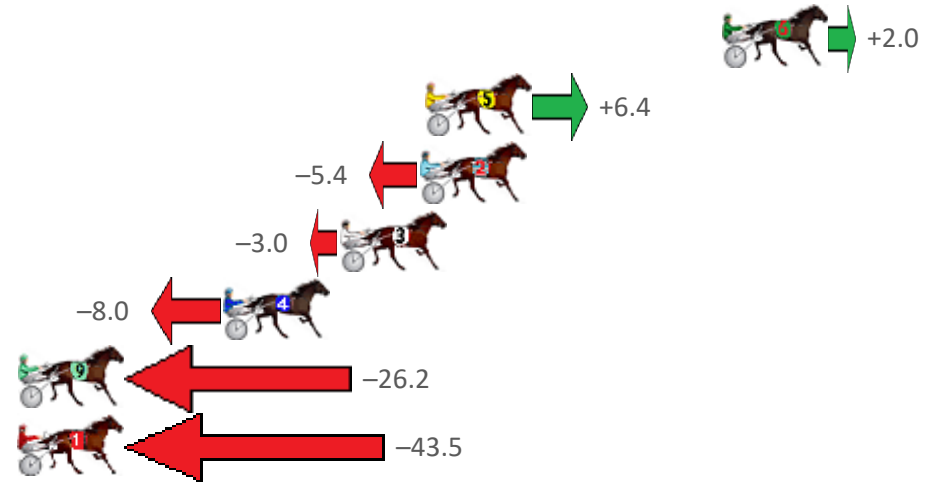
# Albion Park Race 7 Distance 1660m

Tuesday, 23 March 2021

Gross Time: 1:57.00 MileRate: 1:53.40 LeadTime: 3.40s First Qtr: 28.00s Second Qtr: 28.10s Third Qtr: 28.60s Fourth Qtr: 28.90s

No Horse	Plc	Margin	Time	800Time (W)	400 Time (W)
6 THE HERVEY BAY	1	0.0m	1:57.00	57.36s (1)	28.90s (0)
5 HOT ROD HEAVEN	2	11.8m	1:57.89	57.04s (1)	28.66s (1)
2 DATTITUDE	3	12.0m	1:57.91	57.89s (1)	29.39s (1)
3 HAVING THE FAITH	4	15.2m	1:58.15	57.71s (0)	28.81s (0)
4 DYNAMIC BROMAC	5	19.8m	1:58.50	58.07s (1)	29.56s (1)
9 NEWPORT DREAMZ	6	30.8m	1:59.34	59.37s (0)	30.27s (0)
1 NEARIS GREEN	7	43.5m	2:00.30	60.61s (0)	31.51s (0)

Finish Position and metres gained from 800m



Sectionals  
Powered by

## PJ HARNESS ANALYSER

HORSE REPORTS RAW DATA

All your sectional needs

Check us out at [www.pjdata.com.au](http://www.pjdata.com.au) and now on Facebook

The Racing Queensland Board (trading as Racing Queensland) and provider are not responsible for the completeness or accuracy of any of the information contained herein, and makes no representations about its suitability for any purpose.