

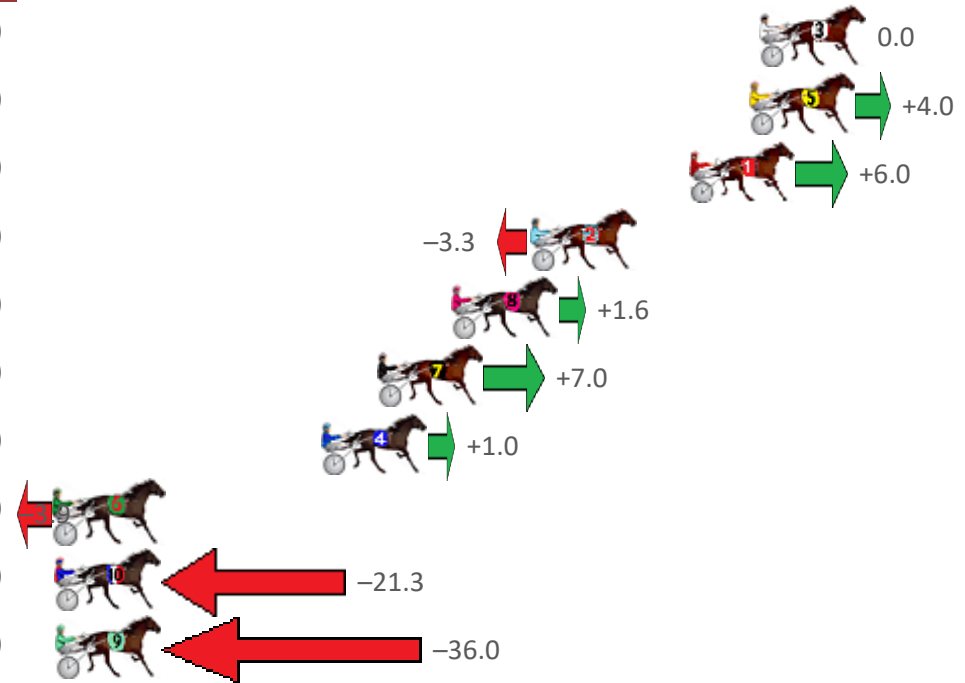
# Albion Park Race 1 Distance 1660m

Monday, 22 March 2021

Gross Time: 1:59.00 MileRate: 1:55.40 LeadTime: 3.30s First Qtr: 28.30s Second Qtr: 30.00s Third Qtr: 27.70s Fourth Qtr: 29.70s

No Horse	Plc	Margin	Time	800Time (W)	400 Time (W)
3 NEWMERELLA LADYKAY	1	0.0m	1:59.00	57.40s (0)	29.70s (0)
5 BETTOR WATCH HIM	2	0.4m	1:59.03	57.11s (0)	29.33s (0)
1 MONTANA PRIDE	3	2.8m	1:59.22	56.97s (0)	29.12s (0)
2 WOODLANDS WONDER	4	9.1m	1:59.71	57.64s (1)	29.71s (1)
8 SHADYS DELIGHT	5	12.2m	1:59.95	57.29s (0)	29.36s (1)
7 MAFFIOSO GIRL	6	15.2m	2:00.18	56.90s (1)	28.46s (0)
4 PURPLE SHADES	7	17.4m	2:00.35	57.33s (0)	29.61s (0)
6 DEADLY ROCKER	8	30.5m	2:01.37	57.68s (1)	29.13s (1)
10 LOOKS JUST RIGHT	9	39.1m	2:02.04	58.92s (1)	30.21s (1)
9 NOT THE KINGSWOOD	10	49.4m	2:02.85	59.97s (1)	31.40s (0)

Finish Position and metres gained from 800m



Sectionals  
Powered by

## PJ HARNESS ANALYSER

HORSE REPORTS RAW DATA

All your sectional needs

Check us out at [www.pjdata.com.au](http://www.pjdata.com.au) and now on Facebook

The Racing Queensland Board (trading as Racing Queensland) and provider are not responsible for the completeness or accuracy of any of the information contained herein, and makes no representations about its suitability for any purpose.

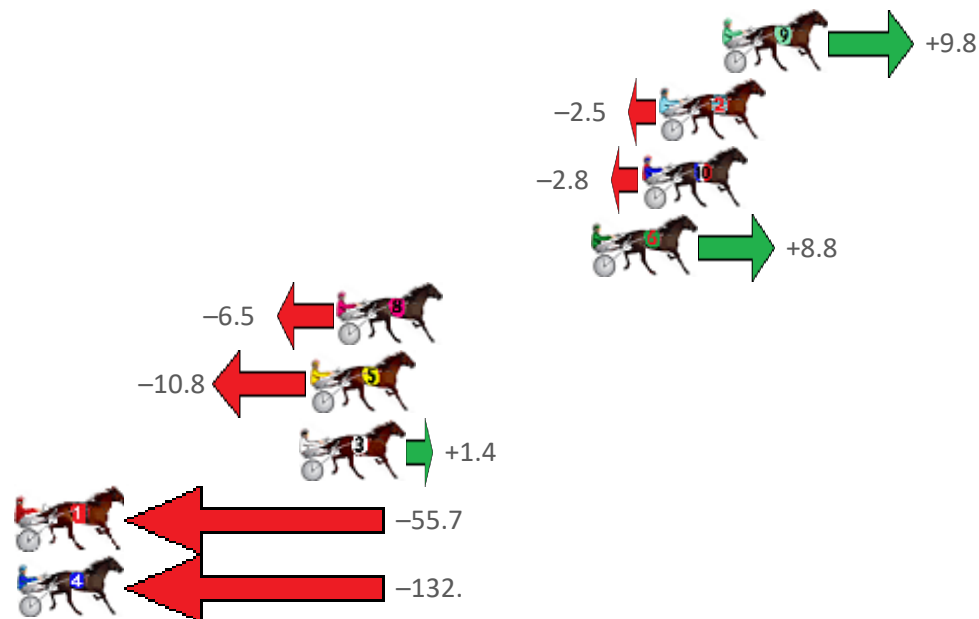
# Albion Park Race 2 Distance 1660m

Monday, 22 March 2021

Gross Time: 2:02.30 MileRate: 1:58.60 LeadTime: 3.50s First Qtr: 28.10s Second Qtr: 31.00s Third Qtr: 30.00s Fourth Qtr: 29.70s

No Horse	Plc	Margin	Time	800Time (W)	400 Time (W)
9 GUTS	1	0.0m	2:02.30	58.97s (1)	28.96s (1)
2 GRINYDONTCHA	2	2.5m	2:02.49	59.89s (0)	29.88s (0)
10 RISKY BUZINESS	3	3.2m	2:02.55	59.91s (1)	29.89s (1)
6 CALCULATED RISK	4	5.2m	2:02.70	59.05s (1)	29.01s (1)
8 MELTON MAX GENTLE	5	15.3m	2:03.49	60.18s (0)	29.68s (0)
5 LIVING FREE	6	16.4m	2:03.58	60.50s (1)	30.51s (1)
3 BETTERTHAN TORQUE	7	16.8m	2:03.61	59.60s (1)	29.52s (1)
1 ARTISTIC HUMMA	8	59.9m	2:06.96	63.83s (0)	33.31s (0)
4 MELTON QUALITY	9	282.6m	2:24.30	69.54s (0)	35.06s (0)

Finish Position and metres gained from 800m



Sectionals  
Powered by

## PJ HARNESS ANALYSER

HORSE REPORTS RAW DATA

All your sectional needs

Check us out at [www.pjdata.com.au](http://www.pjdata.com.au) and now on Facebook

The Racing Queensland Board (trading as Racing Queensland) and provider are not responsible for the completeness or accuracy of any of the information contained herein, and makes no representations about its suitability for any purpose.

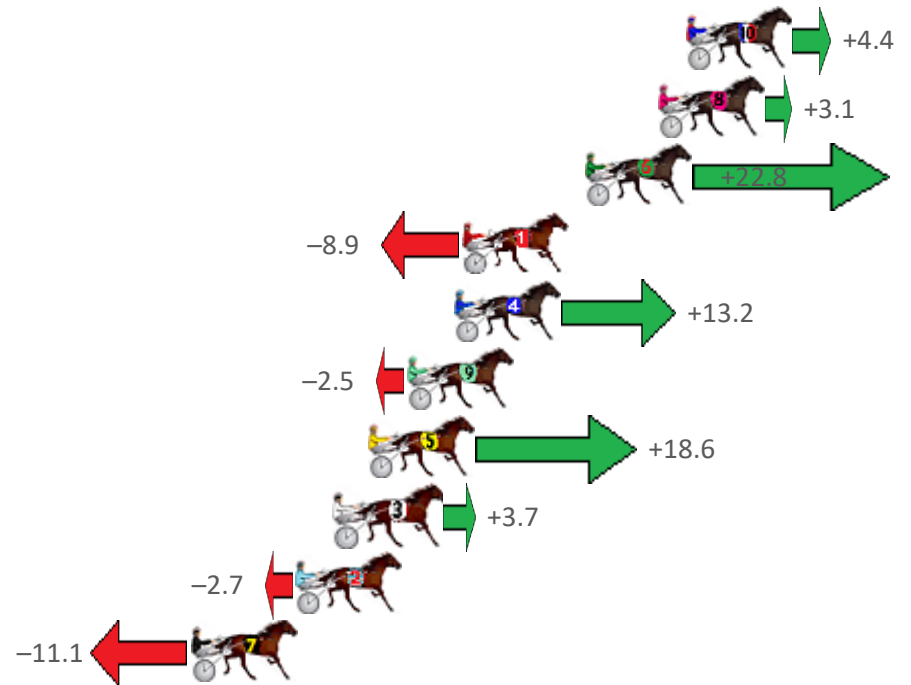
# Albion Park Race 3 Distance 1660m

Monday, 22 March 2021

Gross Time: 2:02.40 MileRate: 1:58.60 LeadTime: 3.50s First Qtr: 27.80s Second Qtr: 32.20s Third Qtr: 28.80s Fourth Qtr: 30.10s

No Horse	Plc	Margin	Time	800Time (W)	400 Time (W)
10 MY ULTIMATE HELL	1	0.0m	2:02.40	58.58s (1)	29.74s (1)
8 RITCHIE BEE	2	1.1m	2:02.49	58.67s (0)	29.87s (0)
6 RANCHO MAN	3	4.0m	2:02.72	57.23s (1)	28.93s (2)
1 RAINBOW STYLING	4	8.9m	2:03.10	59.55s (0)	30.77s (0)
4 AURORA ROSE	5	9.2m	2:03.13	57.93s (1)	29.71s (2)
9 WHATA CHALLENGE	6	11.1m	2:03.28	59.08s (0)	30.23s (0)
5 WAVEDANCER	7	12.6m	2:03.39	57.54s (1)	29.13s (1)
3 SHESA PEARLA	8	13.9m	2:03.50	58.63s (1)	29.72s (0)
2 HIGHMORALGROUND	9	15.5m	2:03.62	59.10s (1)	30.05s (1)
7 NIFTY STUDLEIGH	10	19.7m	2:03.95	59.71s (1)	30.69s (1)

Finish Position and metres gained from 800m



Sectionals  
Powered by

## PJ HARNESS ANALYSER

HORSE REPORTS RAW DATA

All your sectional needs

Check us out at [www.pjdata.com.au](http://www.pjdata.com.au) and now on Facebook

The Racing Queensland Board (trading as Racing Queensland) and provider are not responsible for the completeness or accuracy of any of the information contained herein, and makes no representations about its suitability for any purpose.

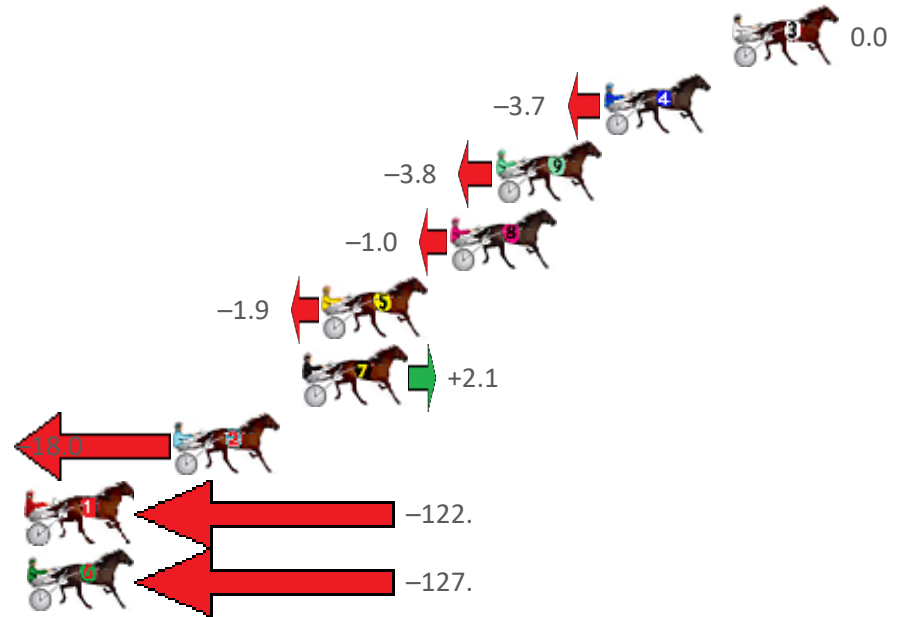
# Albion Park Race 4 Distance 1660m

Monday, 22 March 2021

Gross Time: 2:02.40 MileRate: 1:58.70 LeadTime: 3.40s First Qtr: 27.80s Second Qtr: 32.80s Third Qtr: 29.50s Fourth Qtr: 28.90s

No Horse	Plc	Margin	Time	800Time (W)	400 Time (W)
3 THE RAGNBONE MAN	1	0.0m	2:02.40	58.40s (0)	28.90s (0)
4 BEYOND A SHADOW	2	5.1m	2:02.79	58.67s (1)	29.22s (1)
9 BEEJAYS DELIGHT	3	9.4m	2:03.11	58.68s (1)	29.20s (1)
8 COUNTRY RUN	4	11.2m	2:03.25	58.47s (1)	29.01s (1)
5 SHEZALUCKYLADY	5	16.3m	2:03.64	58.54s (1)	29.12s (2)
7 GROOVY MISS ANNIE	6	17.1m	2:03.70	58.25s (1)	29.48s (2)
2 DJANGO MACH	7	22.2m	2:04.08	59.71s (0)	30.16s (0)
1 STUDLEIGHS ONLY	8	131.1m	2:12.34	67.26s (0)	35.09s (0)
6 OUR LITTLE GIRL	9	140.8m	2:13.08	67.65s (0)	35.06s (0)

Finish Position and metres gained from 800m



Sectionals  
Powered by

**PJ HARNESS ANALYSER**  
HORSE REPORTS RAW DATA  
All your sectional needs  
Check us out at [www.pjdata.com.au](http://www.pjdata.com.au) and now on Facebook

The Racing Queensland Board (trading as Racing Queensland) and provider are not responsible for the completeness or accuracy of any of the information contained herein, and makes no representations about its suitability for any purpose.

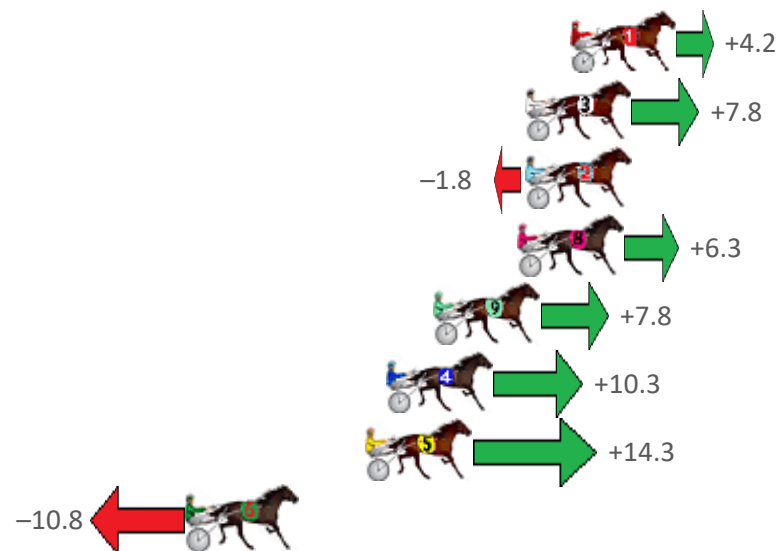
# Albion Park Race 5 Distance 1660m

Monday, 22 March 2021

Gross Time: 2:00.30 MileRate: 1:56.60 LeadTime: 3.50s First Qtr: 28.30s Second Qtr: 31.50s Third Qtr: 28.40s Fourth Qtr: 28.60s

No Horse	Plc	Margin	Time	800Time (W)	400 Time (W)
1 ALL GOOD WALLY	1	0.0m	2:00.30	56.70s (0)	28.27s (0)
3 ROYAL PRINCESS	2	1.8m	2:00.44	56.45s (1)	28.17s (2)
2 KWASII	3	1.8m	2:00.44	57.13s (0)	28.73s (0)
8 MAJOR TRALEE	4	2.1m	2:00.46	56.55s (0)	28.05s (0)
9 FEEL THE THRILL	5	5.4m	2:00.71	56.45s (0)	27.82s (0)
4 SPECIALANDIKNOWIT	6	7.3m	2:00.85	56.27s (1)	28.22s (2)
5 BONNIES CAM	7	8.1m	2:00.91	55.99s (1)	27.94s (1)
6 GRETELS GIRL	8	15.2m	2:01.44	57.77s (1)	29.15s (1)

Finish Position and metres gained from 800m



Sectionals  
Powered by

**PJ HARNESS ANALYSER**  
HORSE REPORTS RAW DATA  
All your sectional needs  
Check us out at [www.pjdata.com.au](http://www.pjdata.com.au) and now on Facebook

The Racing Queensland Board (trading as Racing Queensland) and provider are not responsible for the completeness or accuracy of any of the information contained herein, and makes no representations about its suitability for any purpose.

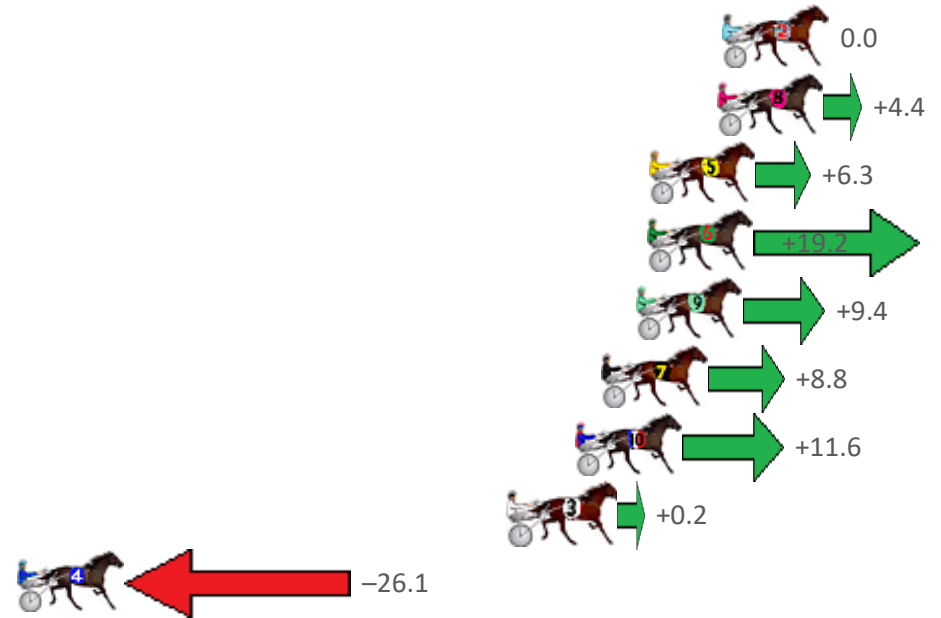
# Albion Park Race 6 Distance 1660m

Monday, 22 March 2021

Gross Time: 1:59.50 MileRate: 1:55.80 LeadTime: 3.50s First Qtr: 27.50s Second Qtr: 30.40s Third Qtr: 28.60s Fourth Qtr: 29.50s

No Horse	Plc	Margin	Time	800Time (W)	400 Time (W)
2 IMA BEACH BABE	1	0.0m	1:59.50	58.10s (0)	29.50s (0)
8 CROWN MOJO	2	0.2m	1:59.52	57.78s (0)	29.18s (0)
5 DEVOUGED	3	2.9m	1:59.72	57.65s (0)	29.05s (0)
6 SUBTLE ADVICE	4	3.0m	1:59.73	56.71s (1)	28.68s (2)
9 DONNY JONES	5	3.4m	1:59.76	57.42s (1)	28.68s (1)
7 MISS MIA	6	4.8m	1:59.87	57.46s (0)	28.84s (0)
10 COURAGEOUS LEO	7	5.8m	1:59.95	57.26s (1)	28.53s (2)
3 REGAL NIGHTSHADE	8	8.4m	2:00.15	58.09s (1)	29.51s (1)
4 ROUSEY	9	30.5m	2:01.86	59.98s (1)	31.49s (1)

## Finish Position and metres gained from 800m



Sectionals  
Powered by

## PJ HARNESS ANALYSER

HORSE REPORTS RAW DATA

All your sectional needs

Check us out at [www.pjdata.com.au](http://www.pjdata.com.au) and now on Facebook

The Racing Queensland Board (trading as Racing Queensland) and provider are not responsible for the completeness or accuracy of any of the information contained herein, and makes no representations about its suitability for any purpose.

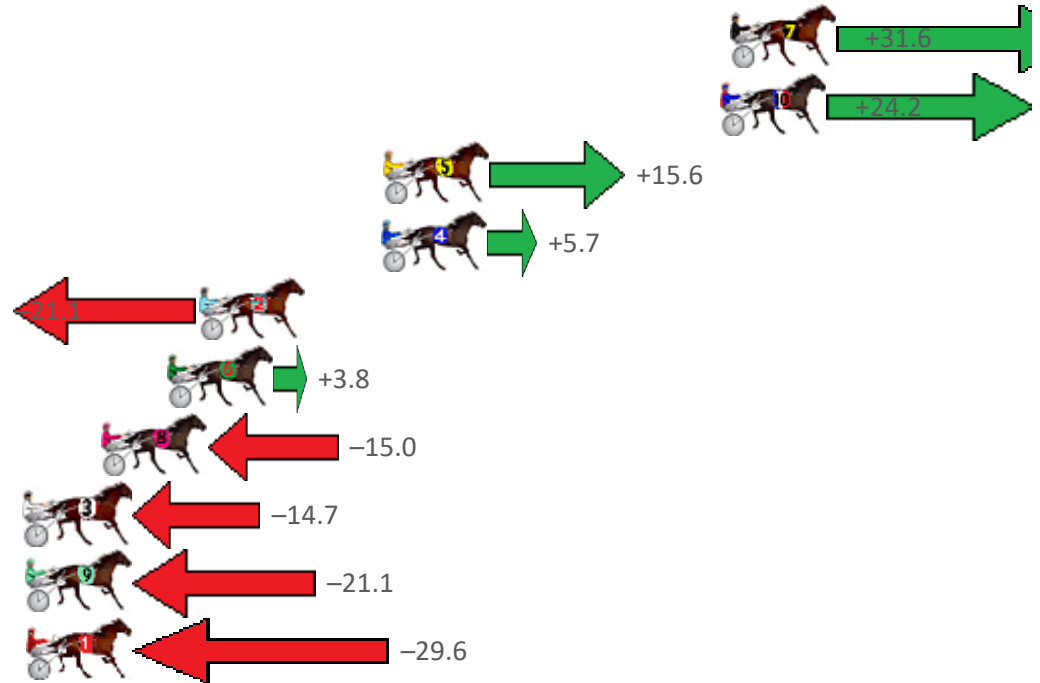
# Albion Park Race 7 Distance 1660m

Monday, 22 March 2021

Gross Time: 1:58.60 MileRate: 1:55.00 LeadTime: 3.40s First Qtr: 26.30s Second Qtr: 29.40s Third Qtr: 29.30s Fourth Qtr: 30.20s

No Horse	Plc	Margin	Time	800Time (W)	400 Time (W)
7 OUR RIDGY DIDGE	1	0.0m	1:58.60	57.16s (2)	29.06s (1)
10 LORD DIGBY	2	0.4m	1:58.63	57.71s (1)	29.97s (2)
5 ILLAWONG DREAMTIM	3	13.8m	1:59.69	58.35s (1)	30.09s (2)
4 MORESCO	4	13.9m	1:59.70	59.08s (1)	30.57s (2)
2 COLOMBIAN GOLD	5	21.1m	2:00.27	61.06s (0)	31.78s (0)
6 MAN OF ACTION	6	22.4m	2:00.37	59.22s (0)	30.53s (0)
8 LORIMER LADY	7	25.0m	2:00.58	60.61s (0)	31.10s (0)
3 TRALEE ROCKS	8	29.3m	2:00.92	60.59s (1)	31.57s (1)
9 ISLAS JOY	9	30.3m	2:01.00	61.06s (1)	31.99s (1)
1 PRECIOUS CULLEN	10	34.4m	2:01.32	61.69s (0)	32.12s (0)

Finish Position and metres gained from 800m



Sectionals  
Powered by

## PJ HARNESS ANALYSER

HORSE REPORTS RAW DATA

All your sectional needs

Check us out at [www.pjdata.com.au](http://www.pjdata.com.au) and now on Facebook

The Racing Queensland Board (trading as Racing Queensland) and provider are not responsible for the completeness or accuracy of any of the information contained herein, and makes no representations about its suitability for any purpose.

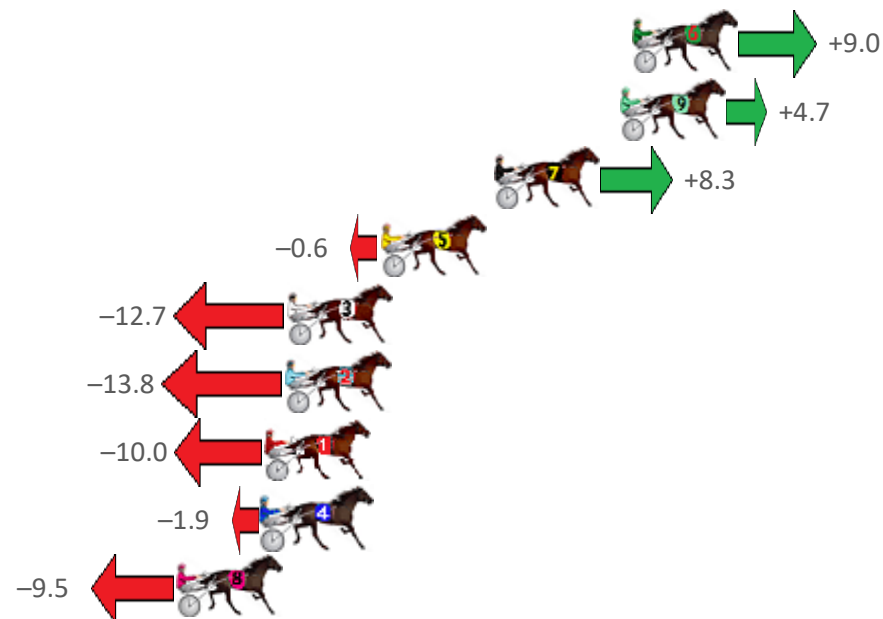
# Albion Park Race 8 Distance 1660m

Monday, 22 March 2021

Gross Time: 2:00.00 MileRate: 1:56.30 LeadTime: 3.50s First Qtr: 27.60s Second Qtr: 32.70s Third Qtr: 28.10s Fourth Qtr: 28.10s

No Horse	Plc	Margin	Time	800Time (W)	400 Time (W)
6 TEARAWAY DIAMOND	1	0.0m	2:00.00	55.57s (2)	27.90s (2)
9 GOLIGHTLY	2	0.5m	2:00.04	55.87s (1)	27.79s (1)
7 WHOSTOLEMYPIGEON	3	5.5m	2:00.41	55.62s (2)	27.95s (2)
5 LEFT A HURRIKANE	4	10.0m	2:00.74	56.24s (1)	28.09s (1)
3 GOPATI	5	13.7m	2:01.01	57.09s (1)	29.00s (1)
2 HOT EMBERS	6	13.8m	2:01.02	57.16s (0)	29.06s (0)
1 NIKALONG HENRY	7	14.6m	2:01.08	56.90s (0)	28.67s (0)
4 GASMONKEY	8	14.7m	2:01.09	56.33s (0)	27.98s (0)
8 GOSLING IN FLIGHT	9	18.1m	2:01.34	56.86s (0)	28.61s (0)

Finish Position and metres gained from 800m



Sectionals  
Powered by

PJ HARNESS ANALYSER

HORSE REPORTS RAW DATA

All your sectional needs

Check us out at [www.pjdata.com.au](http://www.pjdata.com.au) and now on Facebook

The Racing Queensland Board (trading as Racing Queensland) and provider are not responsible for the completeness or accuracy of any of the information contained herein, and makes no representations about its suitability for any purpose.