

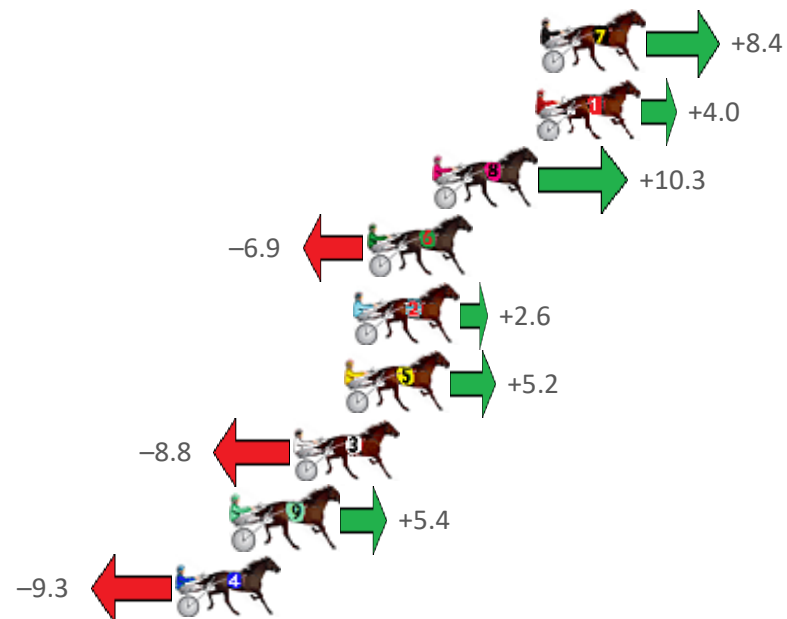
Redcliffe Race 1 Distance 2040m

Wednesday, 17 March 2021

Gross Time: 2:32.80 MileRate: 2:00.50 LeadTime: 29.90s First Qtr: 30.70s Second Qtr: 31.50s Third Qtr: 29.80s Fourth Qtr: 30.90s

No Horse	Plc	Margin	Time	800Time (W)	400 Time (W)
7 OLIVER WINKLE	1	0.0m	2:32.80	60.07s (0)	30.24s (0)
1 SPRINGFIELD SPIRIT	2	0.2m	2:32.82	60.40s (0)	30.59s (0)
8 IMFEELINGIT	3	4.3m	2:33.15	59.92s (1)	30.03s (2)
6 HUNTAWAY	4	6.9m	2:33.36	61.22s (0)	31.43s (0)
2 TRUNKEY DIGGER	5	7.4m	2:33.40	60.50s (1)	30.75s (2)
5 NIKALONG HENRY	6	7.8m	2:33.43	60.31s (0)	30.44s (0)
3 DENNINGTON HEIGHTS	7	9.8m	2:33.59	61.36s (1)	31.36s (1)
9 TRUE STEPPER	8	12.2m	2:33.79	60.29s (2)	30.68s (3)
4 BLUES TERROR	9	14.5m	2:33.97	61.40s (1)	31.12s (1)

Finish Position and metres gained from 800m



Sectionals
Powered by

PJ HARNESS ANALYSER

HORSE REPORTS RAW DATA

All your sectional needs

Check us out at www.pjdata.com.au and now on Facebook

The Racing Queensland Board (trading as Racing Queensland) and provider are not responsible for the completeness or accuracy of any of the information contained herein, and makes no representations about its suitability for any purpose.

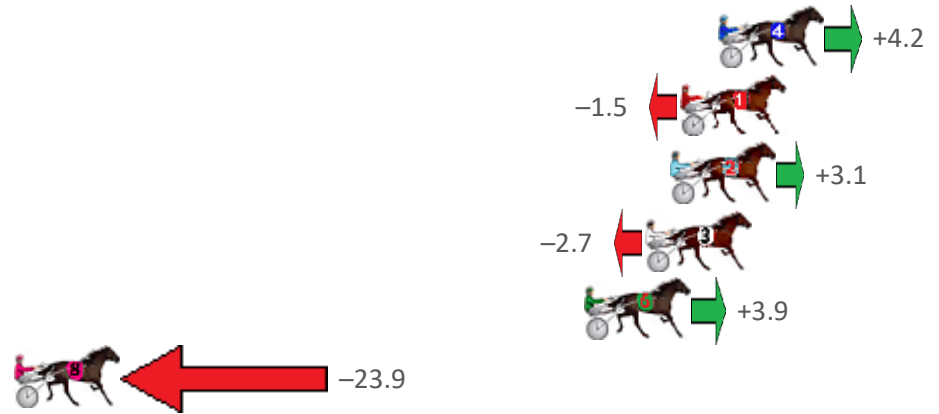
Redcliffe Race 2 Distance 1780m

Wednesday, 17 March 2021

Gross Time: 2:11.20 MileRate: 1:58.60 LeadTime: 11.50s First Qtr: 31.10s Second Qtr: 30.50s Third Qtr: 29.00s Fourth Qtr: 29.10s

No Horse	Plc	Margin	Time	800Time (W)	400 Time (W)
4 NEARIS GREEN	1	0.0m	2:11.20	57.80s (1)	28.84s (2)
1 VENUS JUJON	2	1.5m	2:11.31	58.21s (0)	29.21s (0)
2 SABREUR	3	1.9m	2:11.35	57.88s (0)	28.92s (0)
3 RUM DELIGHT	4	2.9m	2:11.42	58.29s (1)	29.22s (1)
6 HES NOVAK	5	5.3m	2:11.60	57.82s (0)	28.89s (1)
8 TACT BESS	6	68.9m	2:16.46	59.83s (0)	30.11s (0)

Finish Position and metres gained from 800m



Sectionals
Powered by

PJ HARNESS ANALYSER

HORSE REPORTS RAW DATA

All your sectional needs

Check us out at www.pjdata.com.au and now on Facebook

The Racing Queensland Board (trading as Racing Queensland) and provider are not responsible for the completeness or accuracy of any of the information contained herein, and makes no representations about its suitability for any purpose.

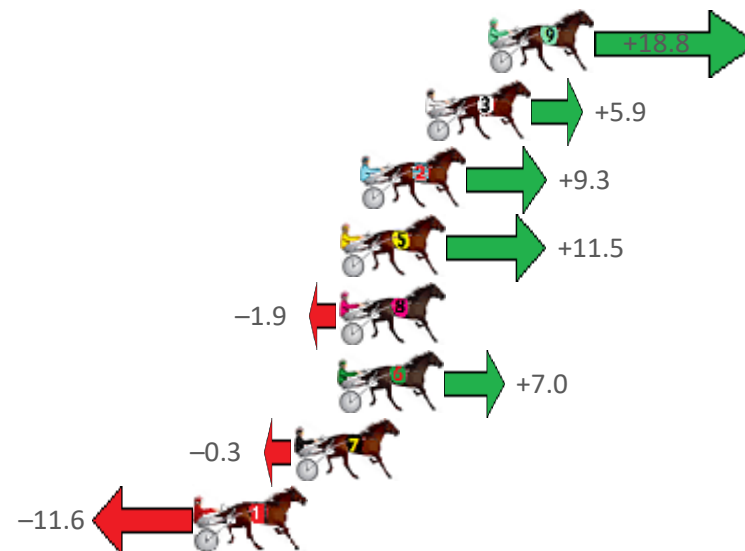
Redcliffe Race 3 Distance 1780m

Wednesday, 17 March 2021

Gross Time: 2:15.40 MileRate: 2:02.40 LeadTime: 11.60s First Qtr: 31.10s Second Qtr: 31.30s Third Qtr: 30.30s Fourth Qtr: 31.10s

No Horse	Plc	Margin	Time	800Time (W)	400 Time (W)
9 PATCHWORK JET	1	0.0m	2:15.40	59.97s (1)	29.94s (3)
3 FAMOUS SHOES	2	2.5m	2:15.60	60.95s (1)	30.71s (1)
2 MELTON MAX GENTLE	3	5.1m	2:15.81	60.69s (1)	30.61s (2)
5 GHOST GUM	4	5.9m	2:15.88	60.52s (0)	30.63s (1)
8 RAYONG PRINCESS	5	5.9m	2:15.88	61.55s (1)	31.32s (1)
6 AURORA ROSE	6	6.0m	2:15.89	60.87s (0)	30.78s (0)
7 GIGANTIC JASPER	7	7.7m	2:16.03	61.42s (0)	31.23s (0)
1 WRITEABOUTCHELSEA	8	11.6m	2:16.34	62.29s (0)	32.00s (0)

Finish Position and metres gained from 800m



Sectionals
Powered by

PJ

HARNESS ANALYSER

HORSE REPORTS RAW DATA

All your sectional needs

Check us out at www.pjdata.com.au and now on Facebook

The Racing Queensland Board (trading as Racing Queensland) and provider are not responsible for the completeness or accuracy of any of the information contained herein, and makes no representations about its suitability for any purpose.

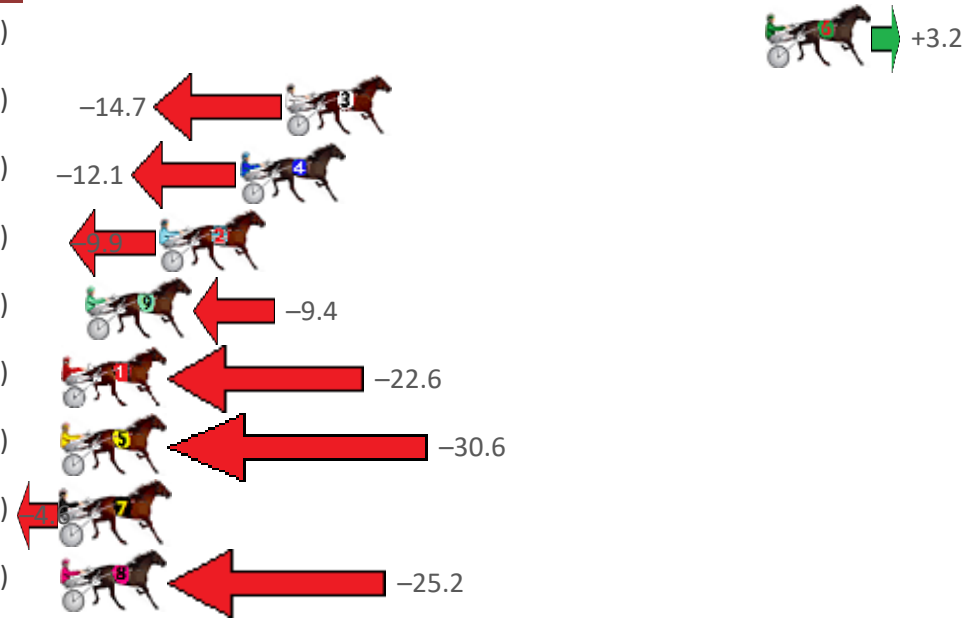
Redcliffe Race 4 Distance 1780m

Wednesday, 17 March 2021

Gross Time: 2:14.20 MileRate: 2:01.30 LeadTime: 11.00s First Qtr: 31.80s Second Qtr: 30.70s Third Qtr: 30.60s Fourth Qtr: 30.10s

No Horse	Plc	Margin	Time	800Time (W)	400 Time (W)
6 MANOFLISA	1	0.0m	2:14.20	60.46s (1)	29.98s (1)
3 WHATA REACTOR	2	19.1m	2:15.71	61.81s (0)	31.17s (0)
4 ELLE JAY	3	20.9m	2:15.85	61.61s (0)	30.99s (0)
2 LITTLE AUCKLAND	4	24.1m	2:16.10	61.45s (0)	30.89s (0)
9 MUSTANG DUDE	5	27.0m	2:16.33	61.41s (1)	30.89s (1)
1 ITS YOU NOT ME	6	30.2m	2:16.58	62.41s (1)	31.78s (1)
5 TICK OF THE CLOCK	7	30.6m	2:16.61	63.01s (0)	32.39s (0)
7 MANY DELIGHTS	8	30.8m	2:16.63	61.05s (1)	30.82s (2)
8 ARTISTIC HUMMA	9	37.8m	2:17.18	62.60s (1)	32.00s (2)

Finish Position and metres gained from 800m



Sectionals
Powered by

PJ HARNESS ANALYSER

HORSE REPORTS RAW DATA

All your sectional needs

Check us out at www.pjdata.com.au and now on Facebook

The Racing Queensland Board (trading as Racing Queensland) and provider are not responsible for the completeness or accuracy of any of the information contained herein, and makes no representations about its suitability for any purpose.

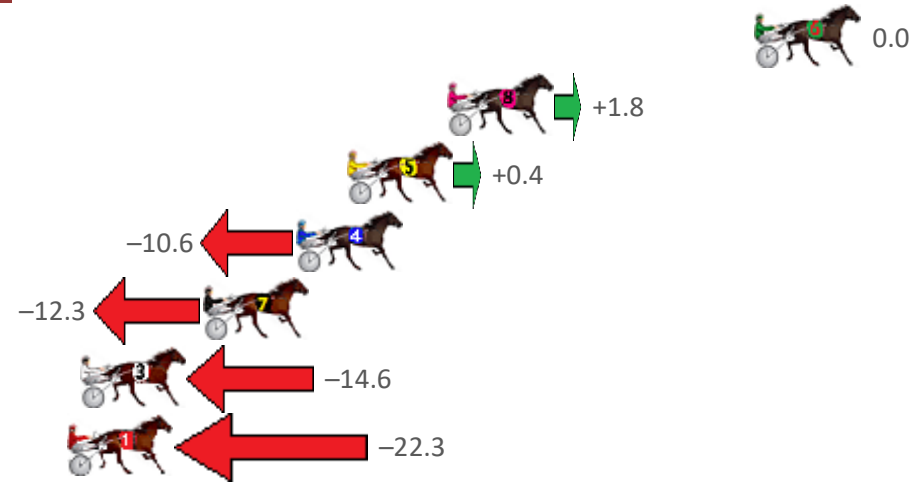
Redcliffe Race 5 Distance 2040m

Wednesday, 17 March 2021

Gross Time: 2:33.20 MileRate: 2:00.90 LeadTime: 29.90s First Qtr: 32.60s Second Qtr: 31.00s Third Qtr: 29.30s Fourth Qtr: 30.40s

No Horse	Plc	Margin	Time	800Time (W)	400 Time (W)
6 AFTER DARN	1	0.0m	2:33.20	59.70s (0)	30.40s (0)
8 CONDAFEW	2	12.2m	2:34.17	59.57s (0)	29.99s (0)
5 HESLUVABLE	3	16.2m	2:34.49	59.67s (1)	30.11s (2)
4 TORQUE TO THE MAX	4	18.2m	2:34.65	60.49s (1)	30.81s (1)
7 MISS CATALINA	5	21.9m	2:34.94	60.61s (0)	31.04s (0)
3 SHESFEELINPRECIOUS	6	26.8m	2:35.33	60.78s (1)	31.25s (2)
1 OUR LITTLE GIRL	7	27.3m	2:35.37	61.35s (0)	31.81s (0)

Finish Position and metres gained from 800m



Sectionals
Powered by

PJ HARNESS ANALYSER

HORSE REPORTS RAW DATA

All your sectional needs

Check us out at www.pjdata.com.au and now on Facebook

The Racing Queensland Board (trading as Racing Queensland) and provider are not responsible for the completeness or accuracy of any of the information contained herein, and makes no representations about its suitability for any purpose.

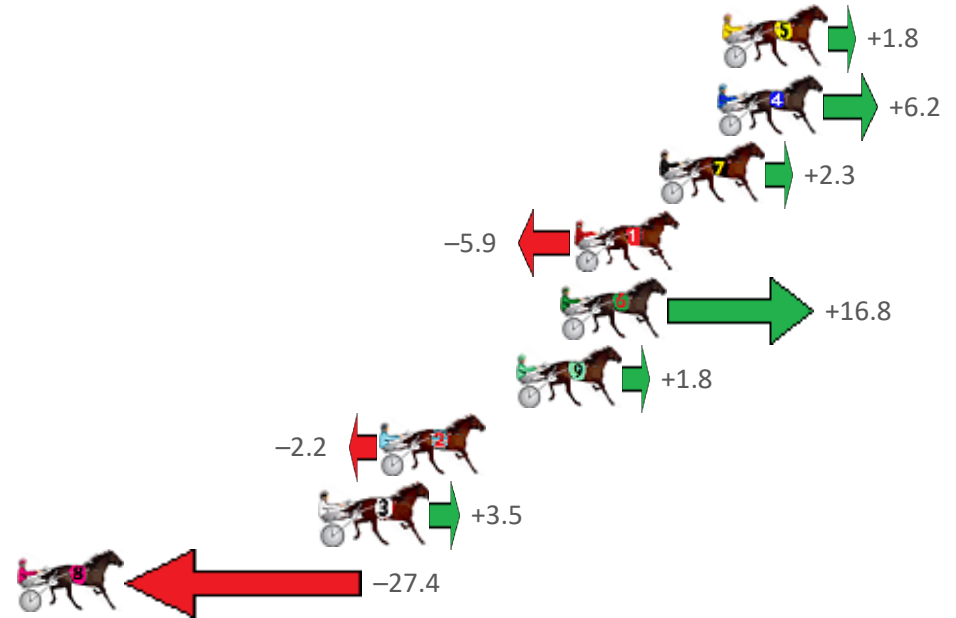
Redcliffe Race 6 Distance 1780m

Wednesday, 17 March 2021

Gross Time: 2:11.40 MileRate: 1:58.80 LeadTime: 11.10s First Qtr: 30.90s Second Qtr: 31.20s Third Qtr: 28.80s Fourth Qtr: 29.40s

No Horse	Plc	Margin	Time	800Time (W)	400 Time (W)
5 MY CHINA DOLL	1	0.0m	2:11.40	58.07s (1)	29.40s (1)
4 SIGNOR JUJON	2	0.2m	2:11.42	57.75s (1)	29.06s (1)
7 LA PISTOLA	3	2.5m	2:11.59	58.03s (0)	29.23s (0)
1 FEEL THE THRILL	4	5.9m	2:11.85	58.63s (0)	29.83s (0)
6 FORTES IN FIDE	5	6.4m	2:11.89	56.98s (2)	28.77s (1)
9 LIFEINHEAVEN	6	8.2m	2:12.03	58.07s (0)	29.27s (0)
2 BAZIL BOY	7	13.6m	2:12.45	58.36s (1)	29.62s (1)
3 COBBLER LANE	8	15.9m	2:12.63	57.95s (2)	29.41s (2)
8 SWEET LOMBO	9	42.6m	2:14.68	60.18s (2)	31.68s (2)

Finish Position and metres gained from 800m



Sectionals
Powered by

PJ HARNESS ANALYSER

HORSE REPORTS RAW DATA

All your sectional needs

Check us out at www.pjdata.com.au and now on Facebook

The Racing Queensland Board (trading as Racing Queensland) and provider are not responsible for the completeness or accuracy of any of the information contained herein, and makes no representations about its suitability for any purpose.

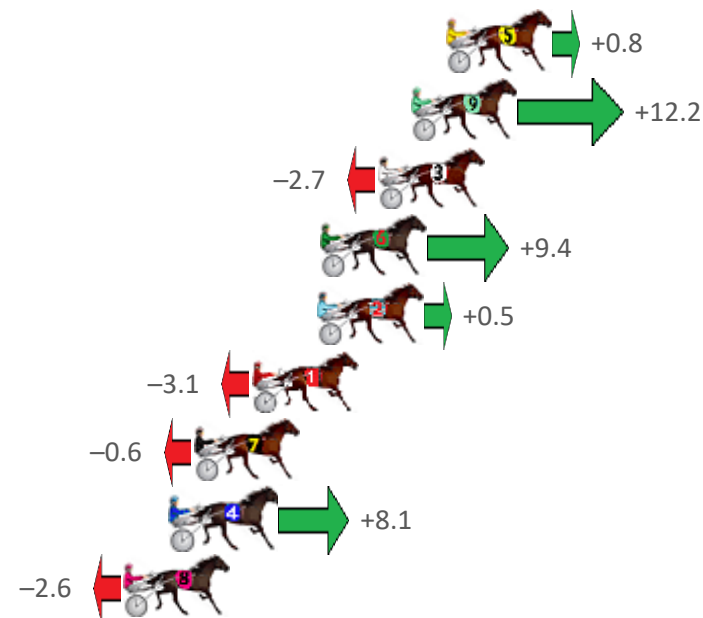
Redcliffe Race 7 Distance 1780m

Wednesday, 17 March 2021

Gross Time: 2:13.10 MileRate: 2:00.30 LeadTime: 11.00s First Qtr: 31.30s Second Qtr: 31.90s Third Qtr: 29.30s Fourth Qtr: 29.60s

No Horse	Plc	Margin	Time	800Time (W)	400 Time (W)
5 FORTYFIVE ROCK	1	0.0m	2:13.10	58.84s (1)	29.53s (1)
9 TURN TURN FLYER	2	1.4m	2:13.21	58.01s (0)	29.07s (1)
3 FEELING THE POWER	3	2.7m	2:13.31	59.10s (0)	29.80s (0)
6 DOWNTOWN LUCCA	4	5.0m	2:13.49	58.21s (1)	29.06s (2)
2 MELTON LUCKY	5	5.1m	2:13.50	58.86s (1)	29.64s (2)
1 BERTILS FIREFOX	6	7.7m	2:13.70	59.13s (0)	29.80s (0)
7 MAYWYNS HONEY	7	10.0m	2:13.88	58.94s (0)	29.60s (0)
4 JAMAICAN RESORT	8	10.9m	2:13.95	58.31s (1)	29.21s (0)
8 HARRY CROFT	9	12.8m	2:14.09	59.09s (1)	29.88s (3)

Finish Position and metres gained from 800m



Sectionals
Powered by

PJ HARNESS ANALYSER

HORSE REPORTS RAW DATA

All your sectional needs

Check us out at www.pjdata.com.au and now on Facebook

The Racing Queensland Board (trading as Racing Queensland) and provider are not responsible for the completeness or accuracy of any of the information contained herein, and makes no representations about its suitability for any purpose.

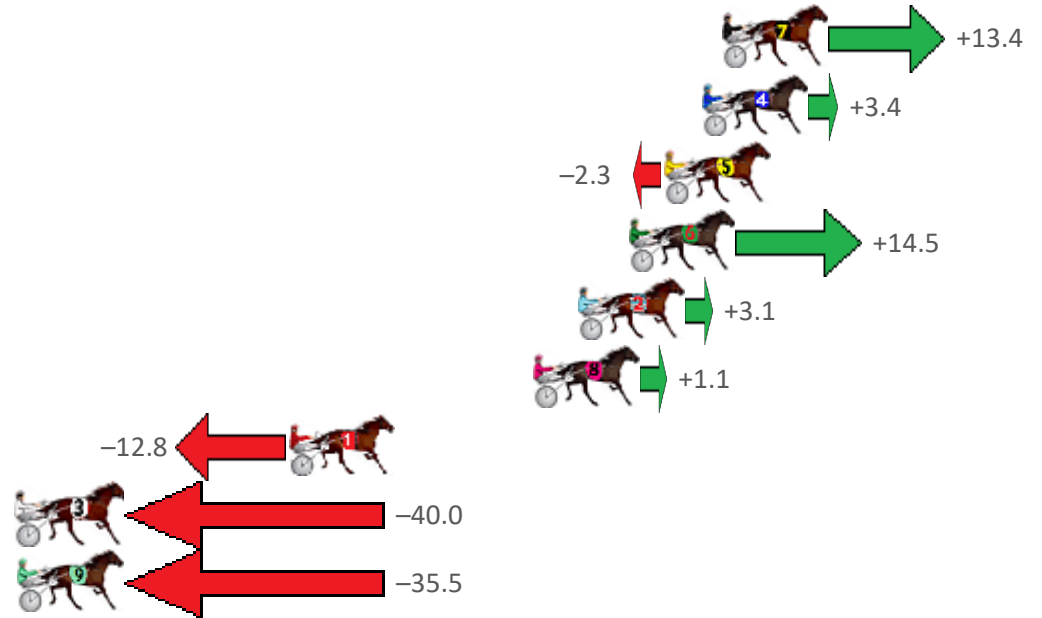
Redcliffe Race 8 Distance 1780m

Wednesday, 17 March 2021

Gross Time: 2:15.90 MileRate: 2:02.90 LeadTime: 11.40s First Qtr: 30.10s Second Qtr: 31.40s Third Qtr: 30.90s Fourth Qtr: 32.10s

No Horse	Plc	Margin	Time	800Time (W)	400 Time (W)
7 THREE MACHS	1	0.0m	2:15.90	61.95s (1)	31.41s (3)
4 ESSENTIAL THREE	2	0.8m	2:15.97	62.73s (1)	31.76s (1)
5 BONDI PRINCE	3	2.3m	2:16.09	63.18s (1)	32.28s (1)
6 STUDLEIGHS ONLY	4	3.7m	2:16.21	61.86s (1)	31.25s (1)
2 SUNNY HARBOUR	5	5.7m	2:16.38	62.76s (0)	31.79s (1)
8 KAMEKONA	6	7.5m	2:16.53	62.91s (1)	32.03s (2)
1 RAMBLING ON	7	17.2m	2:17.34	64.00s (0)	32.93s (0)
3 MYGEORGIE	8	40.2m	2:19.27	66.13s (0)	35.12s (0)
9 MELTON QUALITY	9	49.9m	2:20.08	65.78s (0)	34.49s (0)

Finish Position and metres gained from 800m



Sectionals
Powered by

PJ HARNESS ANALYSER

HORSE REPORTS RAW DATA

All your sectional needs

Check us out at www.pjdata.com.au and now on Facebook

The Racing Queensland Board (trading as Racing Queensland) and provider are not responsible for the completeness or accuracy of any of the information contained herein, and makes no representations about its suitability for any purpose.

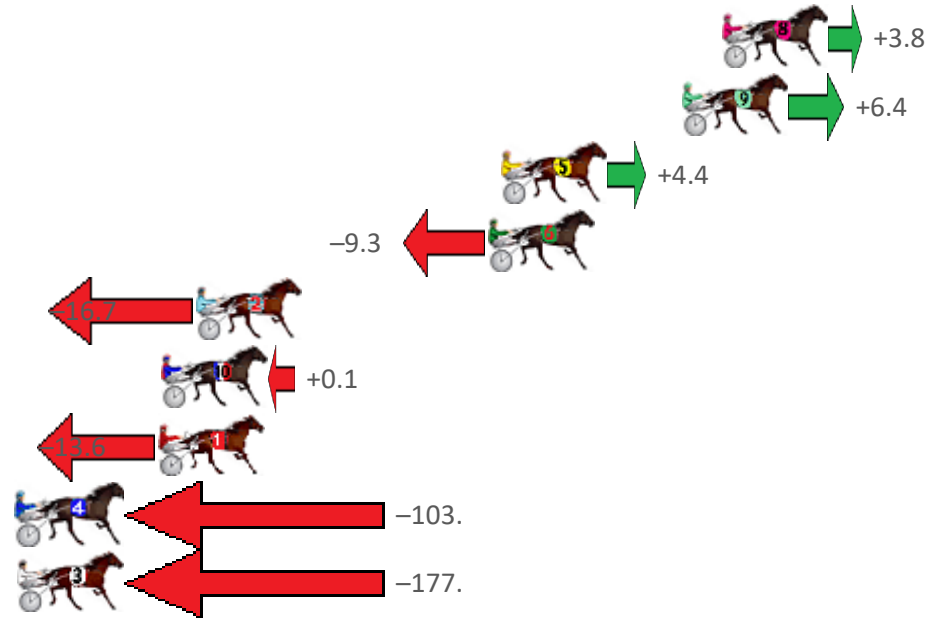
Redcliffe Race 9 Distance 2280m

Wednesday, 17 March 2021

Gross Time: 3:00.80 MileRate: 2:06.50 LeadTime: 55.30s First Qtr: 29.90s Second Qtr: 34.40s Third Qtr: 30.00s Fourth Qtr: 31.20s

No Horse	Plc	Margin	Time	800Time (W)	400 Time (W)
8 THE REAPER	1	0.0m	3:00.80	60.91s (1)	31.18s (1)
9 AVEROSS DON	2	1.6m	3:00.93	60.71s (1)	30.94s (1)
5 NORAHS FLING	3	8.8m	3:01.52	60.87s (1)	31.08s (1)
6 MAJESTIC TIME	4	9.3m	3:01.56	61.91s (0)	31.92s (0)
2 MORESUCCESS	5	20.9m	3:02.50	62.47s (0)	32.42s (0)
10 SHEGOTSASS	6	22.3m	3:02.62	61.19s (0)	31.42s (0)
1 DAY TOURER	7	22.4m	3:02.63	62.23s (0)	31.99s (0)
4 CHOCOLATEHANDFUL	8	121.3m	3:10.69	69.04s (1)	38.72s (0)
3 PRINCESS KATERINA	9	277.3m	3:23.42	74.69s (0)	44.95s (0)

Finish Position and metres gained from 800m



Sectionals
Powered by

PJ HARNESS ANALYSER

HORSE REPORTS RAW DATA

All your sectional needs

Check us out at www.pjdata.com.au and now on Facebook

The Racing Queensland Board (trading as Racing Queensland) and provider are not responsible for the completeness or accuracy of any of the information contained herein, and makes no representations about its suitability for any purpose.