

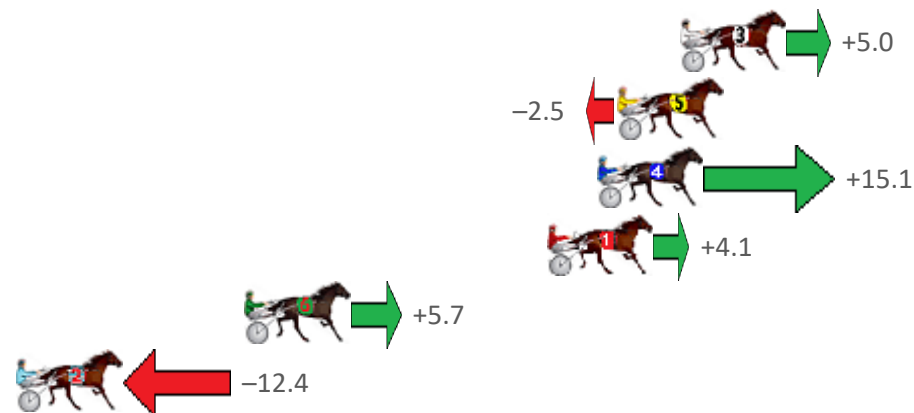
# Albion Park Race 1 Distance 1660m

Tuesday, 16 March 2021

Gross Time: 2:03.60 MileRate: 1:59.80 LeadTime: 3.40s First Qtr: 31.30s Second Qtr: 31.20s Third Qtr: 28.80s Fourth Qtr: 28.90s

No Horse	Plc	Margin	Time	800Time (W)	400 Time (W)
3 RACY ROXY	1	0.0m	2:03.60	57.34s (0)	28.58s (0)
5 ARNOLD STREET	2	2.5m	2:03.79	57.88s (0)	29.08s (0)
4 GOTTA GO MILKING	3	3.3m	2:03.85	56.62s (0)	27.83s (1)
1 GOLDIES A DELIGHT	4	5.3m	2:04.00	57.41s (0)	28.63s (0)
6 THE HARRIS HAWK	5	17.3m	2:04.91	57.29s (0)	28.52s (0)
2 BETS ON MILLIE	6	26.4m	2:05.60	58.59s (0)	29.78s (0)

Finish Position and metres gained from 800m



Sectionals  
Powered by

**PJ HARNESS ANALYSER**  
HORSE REPORTS RAW DATA  
All your sectional needs  
Check us out at [www.pjdata.com.au](http://www.pjdata.com.au) and now on Facebook



The Racing Queensland Board (trading as Racing Queensland) and provider are not responsible for the completeness or accuracy of any of the information contained herein, and makes no representations about its suitability for any purpose.

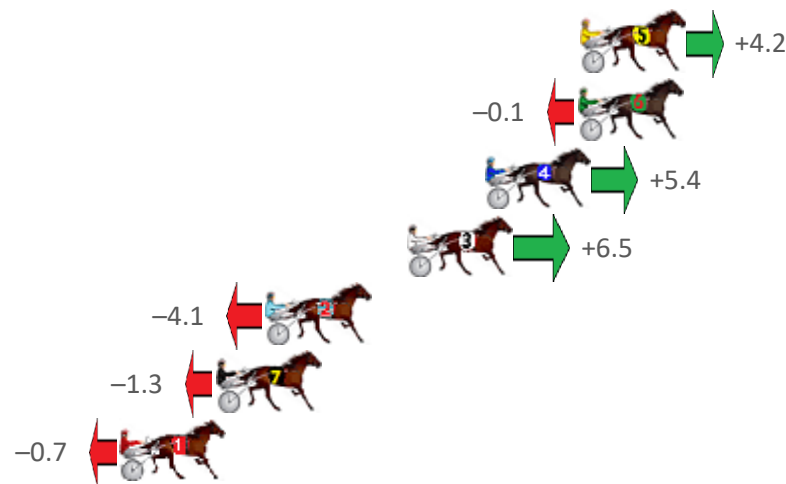
# Albion Park Race 2 Distance 1660m

Tuesday, 16 March 2021

Gross Time: 2:02.70 MileRate: 1:59.00 LeadTime: 3.40s First Qtr: 28.10s Second Qtr: 32.00s Third Qtr: 29.40s Fourth Qtr: 29.80s

No Horse	Plc	Margin	Time	800Time (W)	400 Time (W)
5 BEYOND A SHADOW	1	0.0m	2:02.70	58.89s (0)	29.47s (0)
6 RISKY BUZINESS	2	0.1m	2:02.71	59.21s (0)	29.81s (0)
4 GRINYDONTCHA	3	3.8m	2:03.00	58.80s (1)	29.83s (1)
3 SOMEWHEREINHEAVEN	4	6.9m	2:03.24	58.72s (1)	29.72s (1)
2 CHEYENNE AUTUMN	5	12.5m	2:03.68	59.50s (0)	29.90s (0)
7 DATSINAHURRI	6	14.5m	2:03.83	59.30s (0)	29.67s (0)
1 STAR OF WONDER	7	18.3m	2:04.13	59.25s (1)	30.10s (1)

Finish Position and metres gained from 800m



Sectionals  
Powered by

PJ HARNESS ANALYSER

HORSE REPORTS RAW DATA

All your sectional needs

Check us out at [www.pjdata.com.au](http://www.pjdata.com.au) and now on Facebook

The Racing Queensland Board (trading as Racing Queensland) and provider are not responsible for the completeness or accuracy of any of the information contained herein, and makes no representations about its suitability for any purpose.

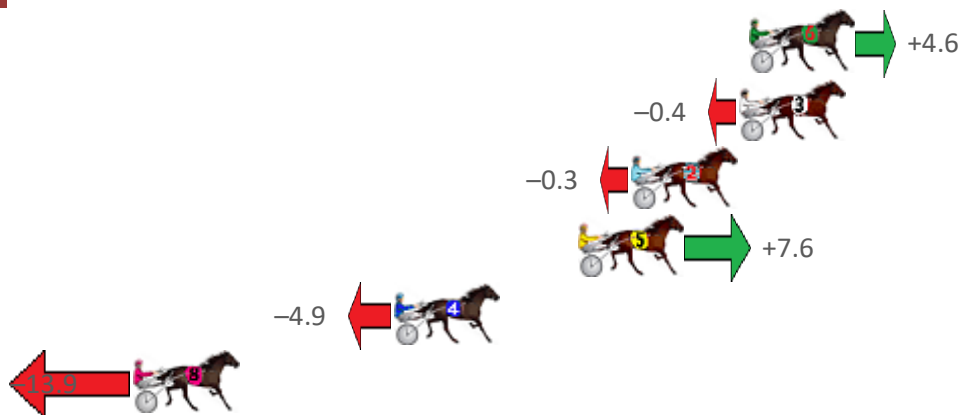
# Albion Park Race 3 Distance 1660m

Tuesday, 16 March 2021

Gross Time: 2:00.60 MileRate: 1:56.90 LeadTime: 3.50s First Qtr: 29.90s Second Qtr: 30.00s Third Qtr: 28.30s Fourth Qtr: 28.90s

No Horse	Plc	Margin	Time	800Time (W)	400 Time (W)
6 OUR BOY ROY	1	0.0m	2:00.60	56.87s (1)	28.76s (1)
3 BONNIES A ROCKIN	2	0.4m	2:00.63	57.23s (0)	28.93s (0)
2 ROYAL PRINCESS	3	4.7m	2:00.96	57.22s (0)	28.92s (0)
5 GLITTER STRIP	4	6.8m	2:01.12	56.66s (1)	28.54s (1)
4 OUR ULTIMATE BONNY	5	14.1m	2:01.67	57.55s (1)	29.41s (1)
8 TEE JAY CEE	6	24.5m	2:02.46	58.19s (0)	29.91s (0)

Finish Position and metres gained from 800m



Sectionals  
Powered by

**PJ HARNESS ANALYSER**  
HORSE REPORTS RAW DATA  
All your sectional needs  
Check us out at [www.pjdata.com.au](http://www.pjdata.com.au) and now on Facebook

The Racing Queensland Board (trading as Racing Queensland) and provider are not responsible for the completeness or accuracy of any of the information contained herein, and makes no representations about its suitability for any purpose.

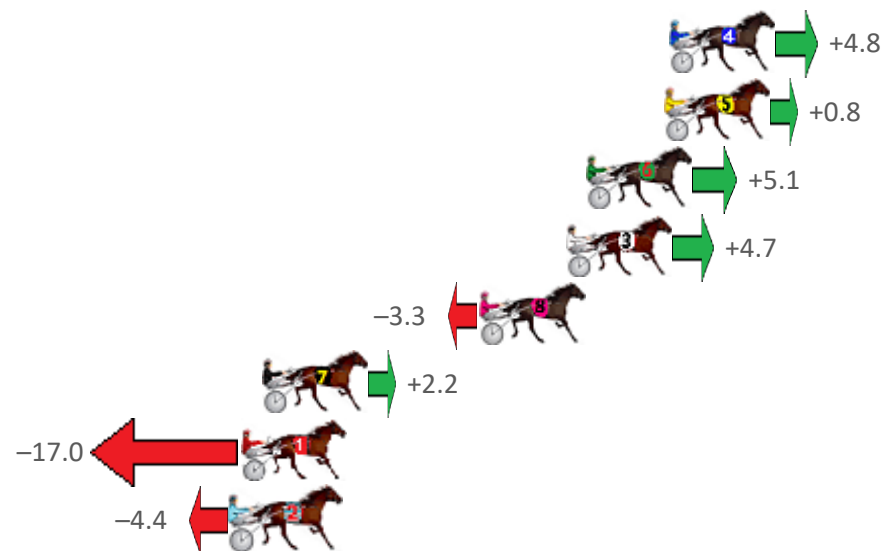
# Albion Park Race 4 Distance 1660m

Tuesday, 16 March 2021

Gross Time: 2:01.90 MileRate: 1:58.20 LeadTime: 3.40s First Qtr: 28.30s Second Qtr: 32.20s Third Qtr: 29.30s Fourth Qtr: 28.70s

No Horse	Plc	Margin	Time	800Time (W)	400 Time (W)
4 KAY NORA SHANNON	1	0.0m	2:01.90	57.65s (1)	28.41s (1)
5 COPPICE	2	0.2m	2:01.92	57.94s (1)	28.71s (1)
6 LANCELOT BROMAC	3	3.3m	2:02.15	57.63s (0)	28.28s (0)
3 FIRE ME UP	4	4.1m	2:02.21	57.66s (1)	28.41s (1)
8 KWASII	5	7.5m	2:02.47	58.24s (0)	28.91s (0)
7 SIR SEMPER FIDELIS	6	16.2m	2:03.12	57.84s (1)	29.06s (2)
1 THE RAGNBONE MAN	7	17.0m	2:03.18	59.23s (0)	29.88s (0)
2 HIGHMORALGROUND	8	17.4m	2:03.21	58.32s (1)	29.01s (1)

Finish Position and metres gained from 800m



Sectionals  
Powered by

**PJ HARNESS ANALYSER**  
HORSE REPORTS RAW DATA  
All your sectional needs  
Check us out at [www.pjdata.com.au](http://www.pjdata.com.au) and now on Facebook

The Racing Queensland Board (trading as Racing Queensland) and provider are not responsible for the completeness or accuracy of any of the information contained herein, and makes no representations about its suitability for any purpose.

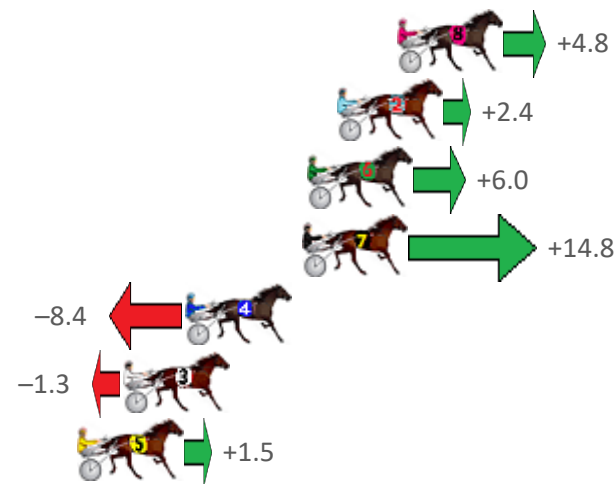
# Albion Park Race 5 Distance 1660m

Tuesday, 16 March 2021

Gross Time: 1:57.60 MileRate: 1:54.00 LeadTime: 3.40s First Qtr: 27.90s Second Qtr: 28.90s Third Qtr: 27.50s Fourth Qtr: 29.90s

No Horse	Plc	Margin	Time	800Time (W)	400 Time (W)
8 TALENT TO SPARE	1	0.0m	1:57.60	57.06s (1)	29.75s (1)
2 LOVE YOUR WORK	2	2.4m	1:57.79	57.23s (0)	29.75s (0)
6 ROCKS OR DIAMONDS	3	3.6m	1:57.88	56.97s (0)	29.53s (0)
7 GINGER MICKY	4	3.8m	1:57.90	56.34s (1)	29.01s (1)
4 SCOTCH EN ICE	5	8.4m	1:58.26	58.00s (0)	30.52s (0)
3 MY ULTIMATE BONDI	6	10.9m	1:58.45	57.49s (1)	30.19s (1)
5 LILLIES	7	12.7m	1:58.59	57.29s (1)	30.00s (1)

Finish Position and metres gained from 800m



Sectionals  
Powered by

**PJ HARNESS ANALYSER**  
HORSE REPORTS RAW DATA  
All your sectional needs  
Check us out at [www.pjdata.com.au](http://www.pjdata.com.au) and now on Facebook



The Racing Queensland Board (trading as Racing Queensland) and provider are not responsible for the completeness or accuracy of any of the information contained herein, and makes no representations about its suitability for any purpose.

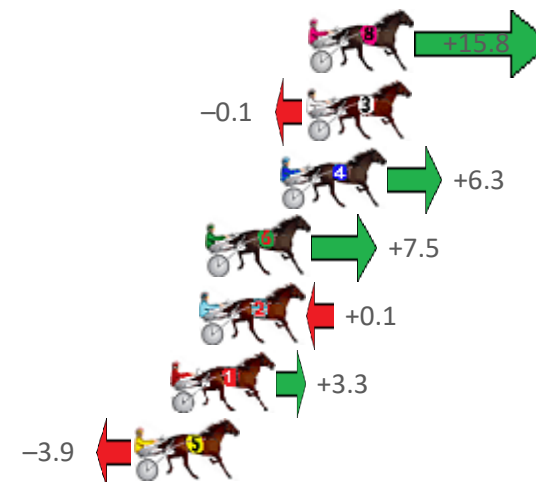
# Albion Park Race 6 Distance 1660m

Tuesday, 16 March 2021

Gross Time: 1:58.40 MileRate: 1:54.80 LeadTime: 3.50s First Qtr: 27.80s Second Qtr: 29.60s Third Qtr: 27.90s Fourth Qtr: 29.60s

No Horse	Plc	Margin	Time	800Time (W)	400 Time (W)
8 JAY TEE TYRON	1	0.0m	1:58.40	56.37s (1)	28.66s (2)
3 OUR RIDGY DIDGE	2	0.1m	1:58.41	57.51s (0)	29.61s (0)
4 ALE ALE KAI	3	1.1m	1:58.49	57.05s (1)	29.11s (1)
6 IDEAL SITUATION	4	4.1m	1:58.72	56.96s (1)	29.33s (2)
2 ARTFUL MAID	5	4.3m	1:58.73	57.49s (0)	29.58s (0)
1 LORIMER LADY	6	5.5m	1:58.83	57.26s (0)	29.33s (0)
5 DATTITUDE	7	6.9m	1:58.94	57.78s (1)	29.87s (1)

Finish Position and metres gained from 800m



Sectionals  
Powered by

## PJ HARNESS ANALYSER

HORSE REPORTS RAW DATA

All your sectional needs

Check us out at [www.pjdata.com.au](http://www.pjdata.com.au) and now on Facebook

The Racing Queensland Board (trading as Racing Queensland) and provider are not responsible for the completeness or accuracy of any of the information contained herein, and makes no representations about its suitability for any purpose.

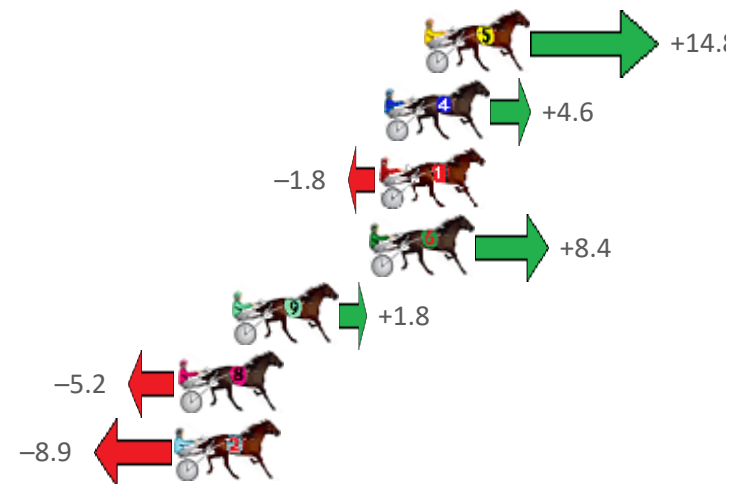
# Albion Park Race 7 Distance 1660m

Tuesday, 16 March 2021

Gross Time: 1:59.70 MileRate: 1:56.00 LeadTime: 3.60s First Qtr: 28.90s Second Qtr: 29.70s Third Qtr: 28.60s Fourth Qtr: 28.90s

No Horse	Plc	Margin	Time	800Time (W)	400 Time (W)
5 OUR ULTIMATE HANNA	1	0.0m	1:59.70	56.44s (1)	28.01s (2)
4 CHAINLINC	2	1.6m	1:59.82	57.17s (1)	28.94s (2)
1 FLAME LADY	3	1.8m	1:59.84	57.63s (0)	29.03s (0)
6 MACHIN OUT	4	2.2m	1:59.87	56.90s (1)	28.50s (2)
9 ILLAWONG DREAMTIM	5	7.6m	2:00.28	57.37s (0)	28.73s (1)
8 BLUE SHARD	6	9.8m	2:00.44	57.87s (0)	29.22s (0)
2 OUR FRIEND	7	9.9m	2:00.45	58.14s (1)	29.27s (1)

Finish Position and metres gained from 800m



Sectionals  
Powered by

## PJ HARNESS ANALYSER

HORSE REPORTS RAW DATA

All your sectional needs

Check us out at [www.pjdata.com.au](http://www.pjdata.com.au) and now on Facebook

The Racing Queensland Board (trading as Racing Queensland) and provider are not responsible for the completeness or accuracy of any of the information contained herein, and makes no representations about its suitability for any purpose.

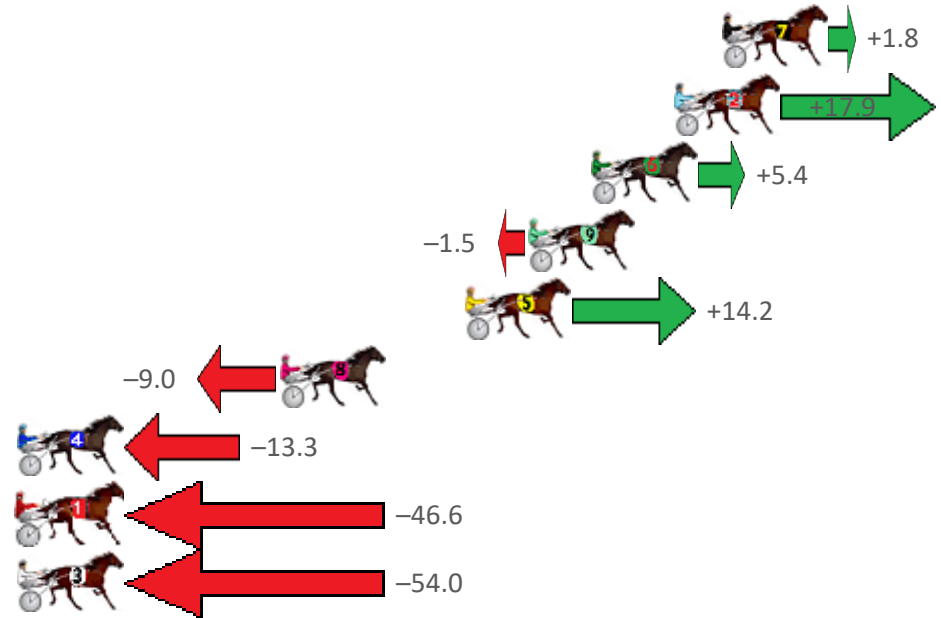
# Albion Park Race 8 Distance 2138m

Tuesday, 16 March 2021

Gross Time: 2:34.80 MileRate: 1:56.50 LeadTime: 37.30s First Qtr: 28.80s Second Qtr: 30.30s Third Qtr: 28.90s Fourth Qtr: 29.50s

No Horse	Plc	Margin	Time	800Time (W)	400 Time (W)
7 CASINO TOMMY	1	0.0m	2:34.80	58.27s (1)	29.50s (0)
2 HEZA BROMAC	2	1.9m	2:34.95	57.10s (1)	28.47s (2)
6 SABRAGE	3	5.2m	2:35.20	58.01s (1)	29.87s (1)
9 SAM IS PERFECTION	4	7.7m	2:35.40	58.51s (1)	29.70s (0)
5 WHISKEY BLAZE	5	10.2m	2:35.59	57.37s (1)	28.87s (1)
8 MY MASTERCRAFTSMA	6	17.6m	2:36.16	59.05s (0)	29.97s (1)
4 MARK OF INTEGRITY	7	28.5m	2:37.00	59.37s (1)	30.72s (2)
1 RUN BOY RUN	8	50.8m	2:38.73	61.78s (0)	31.86s (0)
3 IMA TOP TYCOON	9	54.0m	2:38.98	62.32s (0)	32.40s (0)

Finish Position and metres gained from 800m



Sectionals  
Powered by

## PJ HARNESS ANALYSER

HORSE REPORTS RAW DATA

All your sectional needs

Check us out at [www.pjdata.com.au](http://www.pjdata.com.au) and now on Facebook

The Racing Queensland Board (trading as Racing Queensland) and provider are not responsible for the completeness or accuracy of any of the information contained herein, and makes no representations about its suitability for any purpose.



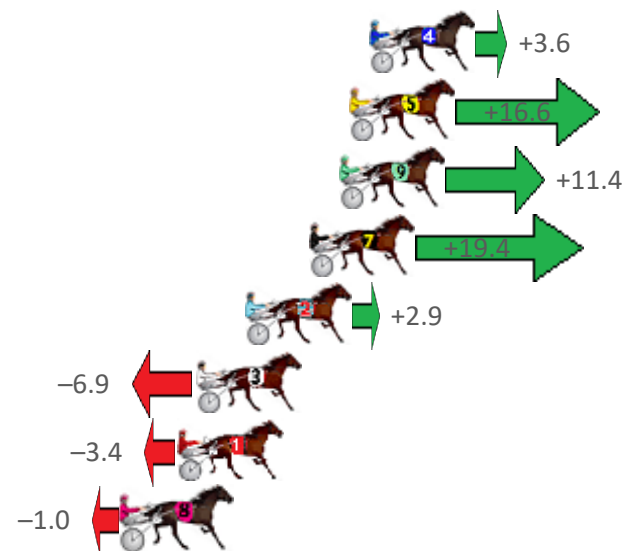
# Albion Park Race 9 Distance 1660m

Tuesday, 16 March 2021

Gross Time: 1:57.80 MileRate: 1:54.20 LeadTime: 3.50s First Qtr: 27.80s Second Qtr: 29.50s Third Qtr: 28.60s Fourth Qtr: 28.40s

No Horse	Plc	Margin	Time	800Time (W)	400 Time (W)
4 CHANTREY	1	0.0m	1:57.80	56.74s (1)	28.20s (1)
5 CLARRY	2	0.8m	1:57.86	55.82s (1)	27.69s (2)
9 SPARKLING COLLECT	3	1.2m	1:57.89	56.19s (1)	28.02s (2)
7 LILAC FLASH	4	2.4m	1:57.98	55.63s (1)	27.47s (1)
2 THATS HOW WEROLL	5	4.9m	1:58.17	56.79s (1)	28.24s (1)
3 PARAVANI	6	6.9m	1:58.31	57.49s (0)	28.89s (0)
1 AT WEST POINT	7	7.6m	1:58.37	57.24s (0)	28.63s (0)
8 BIG BANG LEONARD	8	9.8m	1:58.53	57.07s (0)	28.46s (0)

Finish Position and metres gained from 800m



Sectionals  
Powered by

PJ HARNESS ANALYSER

HORSE REPORTS RAW DATA

All your sectional needs

Check us out at [www.pjdata.com.au](http://www.pjdata.com.au) and now on Facebook

The Racing Queensland Board (trading as Racing Queensland) and provider are not responsible for the completeness or accuracy of any of the information contained herein, and makes no representations about its suitability for any purpose.