

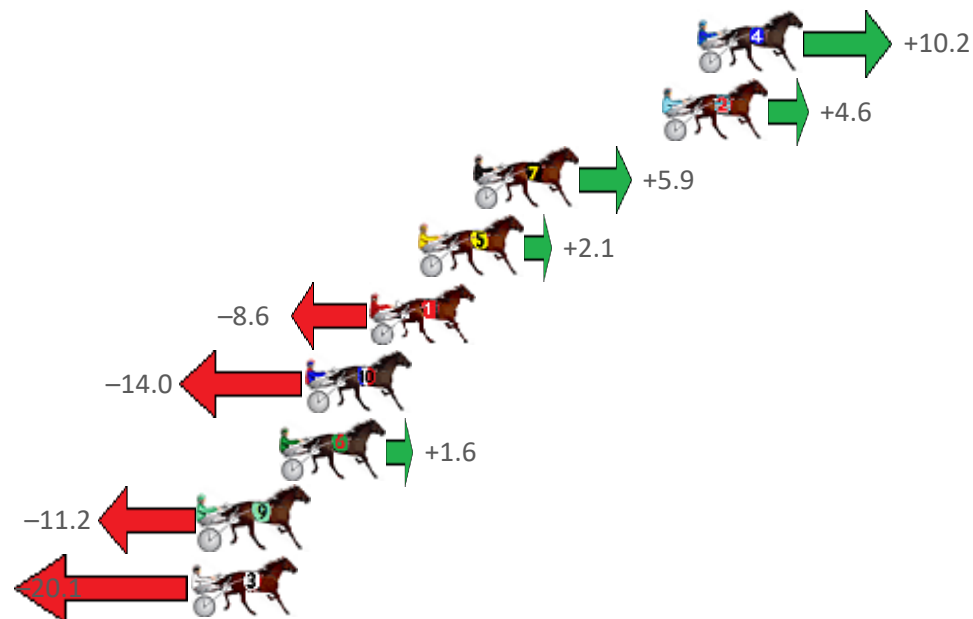
Albion Park Race 1 Distance 1660m

Saturday, 13 March 2021

Gross Time: 1:57.30 MileRate: 1:53.80 LeadTime: 3.30s First Qtr: 28.80s Second Qtr: 30.10s Third Qtr: 27.80s Fourth Qtr: 27.30s

| No Horse | Plc | Margin | Time | 800Time (W) | 400 Time (W) |
|----------------------|-----|--------|---------|-------------|--------------|
| 4 FEELINGFORARAINBOW | 1 | 0.0m | 1:57.30 | 54.40s (1) | 27.19s (2) |
| 2 SHORTYS MATE | 2 | 1.4m | 1:57.40 | 54.78s (1) | 27.06s (1) |
| 7 MAJORDOIT | 3 | 8.9m | 1:57.94 | 54.70s (1) | 27.18s (2) |
| 5 NEWPORT DREAMZ | 4 | 11.1m | 1:58.10 | 54.96s (0) | 27.37s (1) |
| 1 JONAH JONES | 5 | 13.0m | 1:58.23 | 55.69s (0) | 27.87s (0) |
| 10 BOHANNAN | 6 | 15.6m | 1:58.42 | 56.06s (1) | 28.35s (1) |
| 6 MONTANA CHIEF | 7 | 16.6m | 1:58.49 | 54.99s (0) | 27.42s (1) |
| 9 TACTICAL RESPONSE | 8 | 19.8m | 1:58.72 | 55.87s (0) | 28.05s (0) |
| 3 STOMPEN | 9 | 20.1m | 1:58.74 | 56.48s (0) | 28.66s (0) |

Finish Position and metres gained from 800m



Sectionals
Powered by

PJ HARNESS ANALYSER

HORSE REPORTS RAW DATA

All your sectional needs

Check us out at www.pjdata.com.au and now on Facebook

The Racing Queensland Board (trading as Racing Queensland) and provider are not responsible for the completeness or accuracy of any of the information contained herein, and makes no representations about its suitability for any purpose.

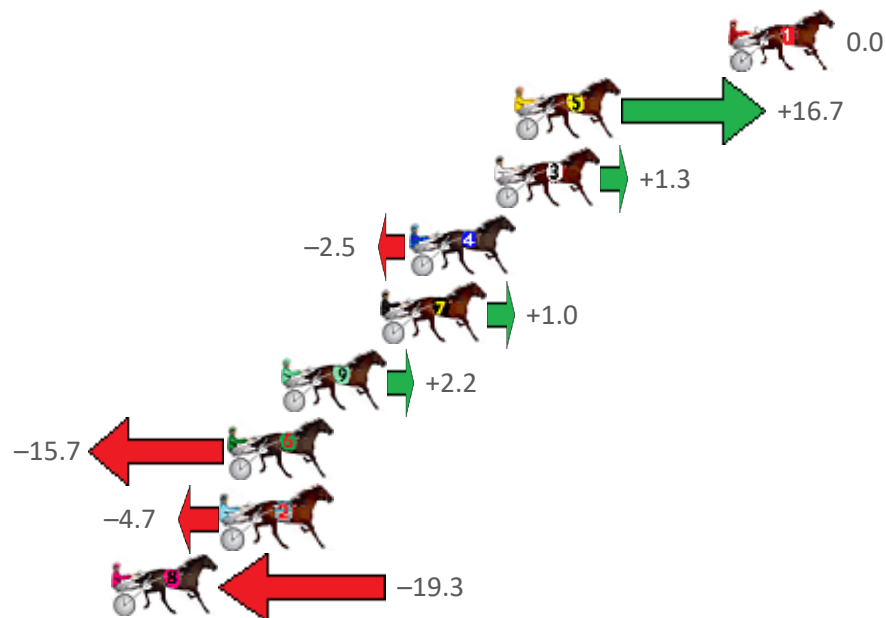
Albion Park Race 2 Distance 1660m

Saturday, 13 March 2021

Gross Time: 1:55.60 MileRate: 1:52.10 LeadTime: 3.30s First Qtr: 26.70s Second Qtr: 29.30s Third Qtr: 27.90s Fourth Qtr: 28.40s

| No Horse | Plc | Margin | Time | 800Time (W) | 400 Time (W) |
|--------------------|-----|--------|---------|-------------|--------------|
| 1 SHANNONSTHEMAN | 1 | 0.0m | 1:55.60 | 56.30s (0) | 28.40s (0) |
| 5 KENSINGTON BILL | 2 | 8.5m | 1:56.23 | 55.13s (1) | 27.46s (2) |
| 3 OUR MADIBA | 3 | 9.3m | 1:56.29 | 56.21s (1) | 28.21s (2) |
| 4 GODDESS JUJON | 4 | 12.7m | 1:56.55 | 56.47s (0) | 28.29s (0) |
| 7 THEARTOFINFUSION | 5 | 13.8m | 1:56.63 | 56.23s (0) | 28.02s (0) |
| 9 OHOKA JIMMY | 6 | 17.8m | 1:56.93 | 56.15s (1) | 28.43s (2) |
| 6 FRANCO HAMPTON | 7 | 19.9m | 1:57.08 | 57.40s (1) | 29.21s (1) |
| 2 ONE OFF | 8 | 20.1m | 1:57.10 | 56.63s (1) | 28.59s (1) |
| 8 COURAGEOUS SAINT | 9 | 24.5m | 1:57.43 | 57.65s (0) | 29.48s (0) |

Finish Position and metres gained from 800m



Sectionals
Powered by

PJ HARNESS ANALYSER
HORSE REPORTS RAW DATA
All your sectional needs
Check us out at www.pjdata.com.au and now on Facebook



The Racing Queensland Board (trading as Racing Queensland) and provider are not responsible for the completeness or accuracy of any of the information contained herein, and makes no representations about its suitability for any purpose.

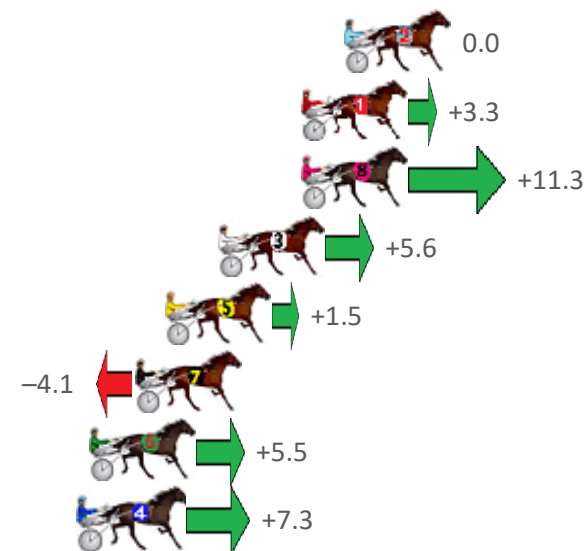
Albion Park Race 3 Distance 2138m

Saturday, 13 March 2021

Gross Time: 2:32.70 MileRate: 1:55.00 LeadTime: 37.60s First Qtr: 30.40s Second Qtr: 29.80s Third Qtr: 27.60s Fourth Qtr: 27.30s

| No Horse | Plc | Margin | Time | 800Time (W) | 400 Time (W) |
|---------------------|-----|--------|---------|-------------|--------------|
| 2 IDEAL WORLD | 1 | 0.0m | 2:32.70 | 54.90s (0) | 27.30s (0) |
| 1 LARRY LINCOLN | 2 | 1.7m | 2:32.82 | 54.67s (0) | 27.09s (0) |
| 8 CHEVRONS REWARD | 2 | 1.7m | 2:32.82 | 54.13s (1) | 27.05s (2) |
| 3 TENNYSON BROMAC | 4 | 5.0m | 2:33.06 | 54.52s (0) | 27.03s (0) |
| 5 NORTHVIEW HUSTLER | 5 | 7.1m | 2:33.21 | 54.80s (1) | 27.23s (1) |
| 7 ROCK WITH SAM | 6 | 8.3m | 2:33.30 | 55.18s (1) | 27.65s (1) |
| 6 MAJOR CAM | 7 | 10.1m | 2:33.43 | 54.52s (0) | 27.08s (0) |
| 4 KID MONTANA | 8 | 10.5m | 2:33.45 | 54.40s (1) | 27.13s (1) |

Finish Position and metres gained from 800m



Sectionals
Powered by

PJ HARNESS ANALYSER

HORSE REPORTS RAW DATA

All your sectional needs

Check us out at www.pjdata.com.au and now on Facebook

The Racing Queensland Board (trading as Racing Queensland) and provider are not responsible for the completeness or accuracy of any of the information contained herein, and makes no representations about its suitability for any purpose.

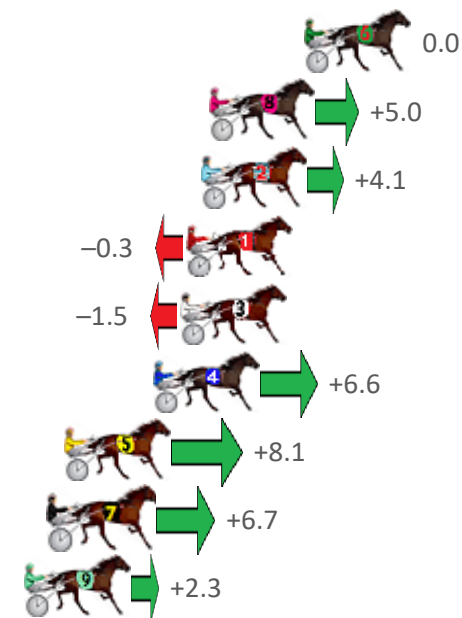
Albion Park Race 4 Distance 1660m

Saturday, 13 March 2021

Gross Time: 1:58.20 MileRate: 1:54.60 LeadTime: 3.50s First Qtr: 28.20s Second Qtr: 29.50s Third Qtr: 29.00s Fourth Qtr: 28.00s

| No Horse | Plc | Margin | Time | 800Time (W) | 400 Time (W) |
|--------------------|-----|--------|---------|-------------|--------------|
| 6 ROYAL AURORA | 1 | 0.0m | 1:58.20 | 57.00s (0) | 28.00s (0) |
| 8 ROCKITA | 2 | 3.8m | 1:58.48 | 56.65s (0) | 27.54s (0) |
| 2 LITTLE BOLT | 3 | 4.1m | 1:58.50 | 56.71s (1) | 27.84s (1) |
| 1 POWER SURGE | 4 | 4.7m | 1:58.55 | 57.02s (0) | 27.97s (0) |
| 3 FEEL THE REIGN | 5 | 4.9m | 1:58.56 | 57.11s (1) | 28.26s (1) |
| 4 JUST JOSHIN | 6 | 6.0m | 1:58.64 | 56.53s (1) | 27.65s (1) |
| 5 BRITNEY JANE | 7 | 9.5m | 1:58.90 | 56.43s (0) | 27.19s (0) |
| 7 CHERRYS THE BEST | 8 | 10.1m | 1:58.94 | 56.53s (1) | 27.58s (1) |
| 9 TUAPEKA LIGHT | 9 | 11.1m | 1:59.02 | 56.84s (0) | 27.69s (0) |

Finish Position and metres gained from 800m



Sectionals
Powered by

PJ HARNESS ANALYSER
HORSE REPORTS RAW DATA
All your sectional needs
Check us out at www.pjdata.com.au and now on Facebook



The Racing Queensland Board (trading as Racing Queensland) and provider are not responsible for the completeness or accuracy of any of the information contained herein, and makes no representations about its suitability for any purpose.

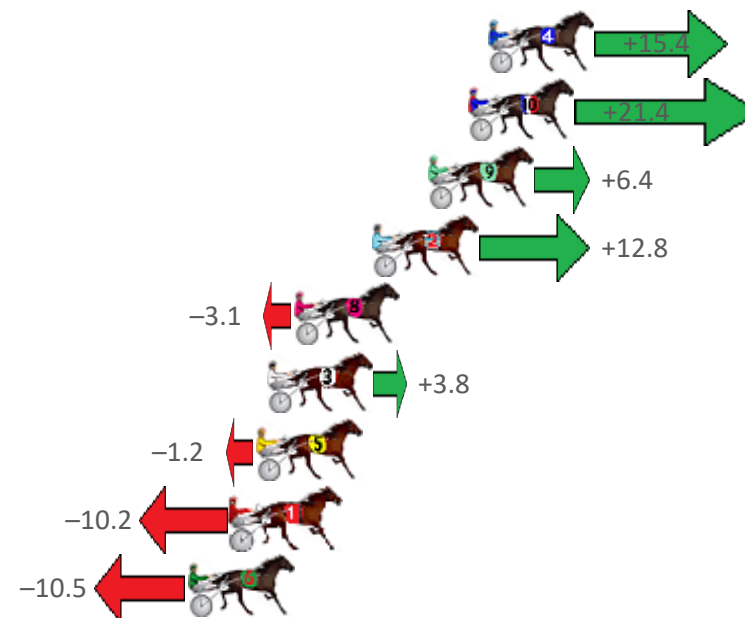
Albion Park Race 5 Distance 1660m

Saturday, 13 March 2021

Gross Time: 1:58.70 MileRate: 1:55.10 LeadTime: 3.30s First Qtr: 27.20s Second Qtr: 29.70s Third Qtr: 28.80s Fourth Qtr: 29.70s

| No Horse | Plc | Margin | Time | 800Time (W) | 400 Time (W) |
|--------------------|-----|--------|---------|-------------|--------------|
| 4 ONYA DOUG | 1 | 0.0m | 1:58.70 | 57.38s (0) | 28.62s (0) |
| 10 CHIASSO | 2 | 0.8m | 1:58.76 | 56.94s (1) | 28.68s (2) |
| 9 VIENNA BOY | 3 | 2.4m | 1:58.89 | 58.03s (0) | 29.18s (0) |
| 2 HIGH ON MONTANA | 4 | 4.6m | 1:59.06 | 57.57s (1) | 29.27s (2) |
| 8 VANTORI HANOVER | 5 | 7.7m | 1:59.30 | 58.73s (0) | 29.90s (0) |
| 3 CAMROLLER | 6 | 8.8m | 1:59.38 | 58.22s (1) | 29.58s (1) |
| 5 PLATINUM PROMISE | 7 | 9.2m | 1:59.42 | 58.59s (1) | 29.92s (1) |
| 1 KOTARE ELITE | 8 | 10.2m | 1:59.49 | 59.24s (0) | 30.45s (0) |
| 6 SQUARE DEALER | 9 | 11.9m | 1:59.63 | 59.26s (1) | 30.43s (1) |

Finish Position and metres gained from 800m



Sectionals
Powered by

PJ HARNESS ANALYSER

HORSE REPORTS RAW DATA

All your sectional needs

Check us out at www.pjdata.com.au and now on Facebook

The Racing Queensland Board (trading as Racing Queensland) and provider are not responsible for the completeness or accuracy of any of the information contained herein, and makes no representations about its suitability for any purpose.

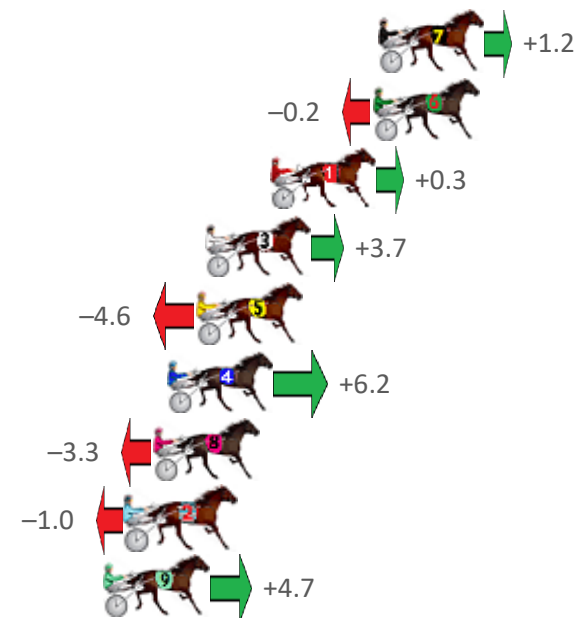
Albion Park Race 6 Distance 1660m

Saturday, 13 March 2021

Gross Time: 1:59.30 MileRate: 1:55.70 LeadTime: 3.30s First Qtr: 27.60s Second Qtr: 30.60s Third Qtr: 28.30s Fourth Qtr: 29.50s

| No Horse | Plc | Margin | Time | 800Time (W) | 400 Time (W) |
|---------------------|-----|--------|---------|-------------|--------------|
| 7 ICE PICK ANGIE | 1 | 0.0m | 1:59.30 | 57.71s (1) | 29.50s (0) |
| 6 MISS GOLD FORTUNE | 2 | 0.2m | 1:59.32 | 57.81s (0) | 29.15s (0) |
| 1 TOANUI SPIRIT | 3 | 4.3m | 1:59.63 | 57.78s (0) | 29.05s (0) |
| 3 ADRENALINE RUSH | 4 | 6.9m | 1:59.83 | 57.53s (1) | 29.24s (1) |
| 5 LOOKING FABULOUS | 5 | 7.2m | 1:59.86 | 58.13s (2) | 29.66s (2) |
| 4 SUKI DAYO | 6 | 8.4m | 1:59.95 | 57.35s (0) | 28.84s (1) |
| 8 MACHS MARETA | 7 | 8.9m | 1:59.99 | 58.04s (1) | 29.71s (1) |
| 2 RUNFORTHROSES | 8 | 10.0m | 2:00.07 | 57.87s (0) | 29.16s (0) |
| 9 OURSOUTHERNSTAR | 9 | 10.9m | 2:00.14 | 57.46s (2) | 29.58s (2) |

Finish Position and metres gained from 800m



Sectionals
Powered by

PJ HARNESS ANALYSER

HORSE REPORTS RAW DATA

All your sectional needs

Check us out at www.pjdata.com.au and now on Facebook

The Racing Queensland Board (trading as Racing Queensland) and provider are not responsible for the completeness or accuracy of any of the information contained herein, and makes no representations about its suitability for any purpose.

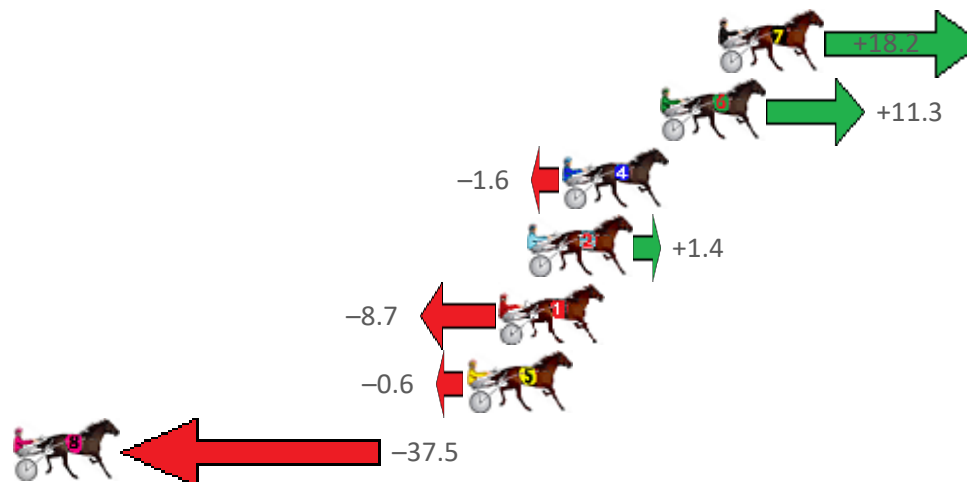
Albion Park Race 7 Distance 2138m

Saturday, 13 March 2021

Gross Time: 2:35.10 MileRate: 1:56.80 LeadTime: 38.90s First Qtr: 30.50s Second Qtr: 30.00s Third Qtr: 27.90s Fourth Qtr: 27.80s

| No Horse | Plc | Margin | Time | 800Time (W) | 400 Time (W) |
|-----------------|-----|--------|---------|-------------|--------------|
| 7 CLINTAL DO | 1 | 0.0m | 2:35.10 | 54.44s (1) | 27.11s (2) |
| 6 LILAC FLASH | 2 | 2.3m | 2:35.27 | 54.92s (1) | 27.57s (2) |
| 4 HANDSOME HERO | 3 | 6.2m | 2:35.55 | 55.81s (1) | 28.06s (1) |
| 2 LEOS BEST | 4 | 7.6m | 2:35.66 | 55.60s (1) | 27.73s (1) |
| 1 SIR JULIAN | 5 | 8.7m | 2:35.74 | 56.30s (0) | 28.40s (0) |
| 5 ARTHUR LOWE | 6 | 10.0m | 2:35.83 | 55.74s (0) | 27.81s (0) |
| 8 HEEZ PERFECT | 7 | 42.3m | 2:38.19 | 58.30s (0) | 30.34s (0) |

Finish Position and metres gained from 800m



Sectionals
Powered by

PJ HARNESS ANALYSER

HORSE REPORTS RAW DATA

All your sectional needs

Check us out at www.pjdata.com.au and now on Facebook

The Racing Queensland Board (trading as Racing Queensland) and provider are not responsible for the completeness or accuracy of any of the information contained herein, and makes no representations about its suitability for any purpose.

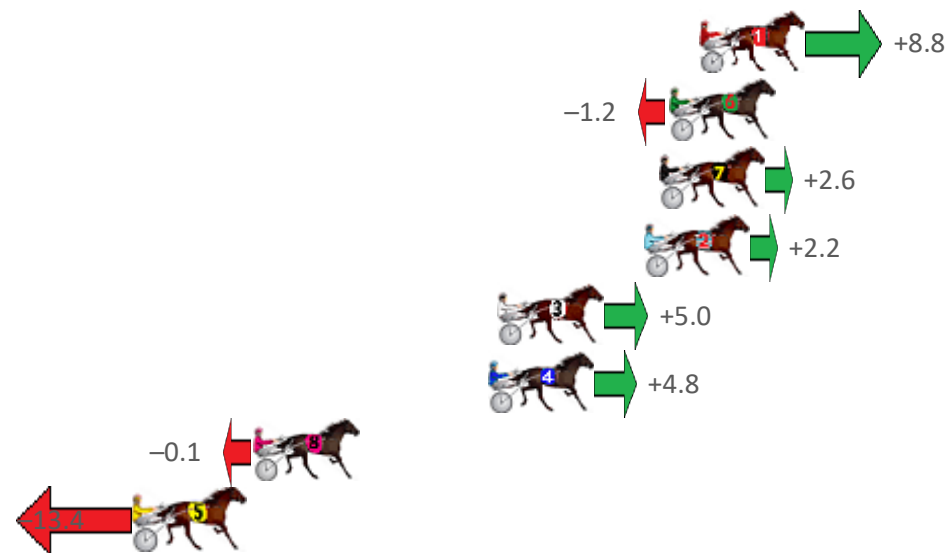
Albion Park Race 8 Distance 2138m

Saturday, 13 March 2021

Gross Time: 2:35.70 MileRate: 1:57.20 LeadTime: 37.60s First Qtr: 30.60s Second Qtr: 29.40s Third Qtr: 29.00s Fourth Qtr: 29.10s

| No Horse | Plc | Margin | Time | 800Time (W) | 400 Time (W) |
|---------------------|-----|--------|---------|-------------|--------------|
| 1 RANIERI | 1 | 0.0m | 2:35.70 | 57.46s (0) | 28.41s (0) |
| 6 SLINGSHOT | 2 | 1.2m | 2:35.79 | 58.19s (0) | 29.19s (0) |
| 7 OYSTER STRIDE | 3 | 1.6m | 2:35.82 | 57.91s (1) | 28.98s (1) |
| 2 CAPTAIN COSMONAUT | 4 | 2.2m | 2:35.87 | 57.94s (0) | 28.91s (0) |
| 3 CIRCLE LINE | 5 | 8.0m | 2:36.31 | 57.74s (0) | 28.67s (0) |
| 4 ROCKNROLL DA GAMA | 6 | 8.4m | 2:36.34 | 57.75s (1) | 28.62s (1) |
| 8 OUR FRIEND | 7 | 17.7m | 2:37.05 | 58.11s (1) | 29.31s (2) |
| 5 GANGBUSTER | 8 | 22.4m | 2:37.41 | 59.07s (1) | 29.94s (1) |

Finish Position and metres gained from 800m



Sectionals
Powered by

PJ HARNESS ANALYSER
HORSE REPORTS RAW DATA
All your sectional needs
Check us out at www.pjdata.com.au and now on Facebook



The Racing Queensland Board (trading as Racing Queensland) and provider are not responsible for the completeness or accuracy of any of the information contained herein, and makes no representations about its suitability for any purpose.

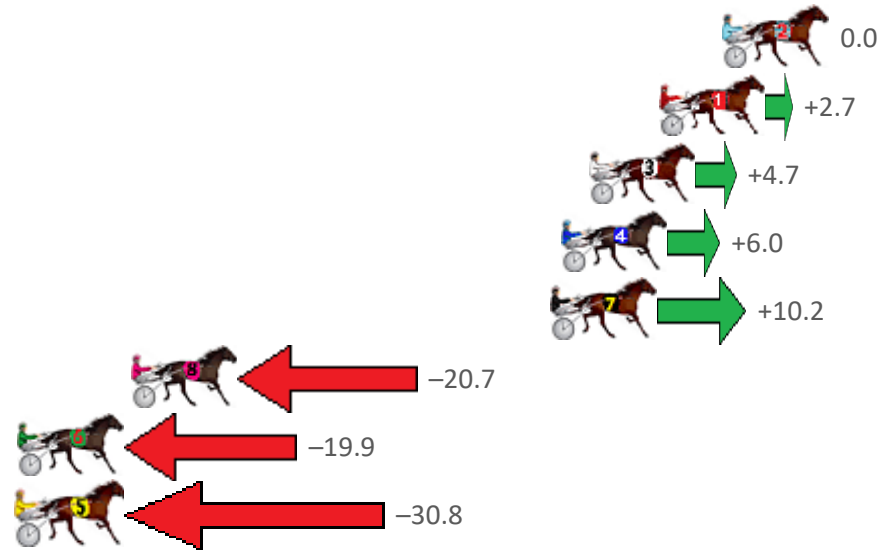
Albion Park Race 9 Distance 2138m

Saturday, 13 March 2021

Gross Time: 2:32.80 MileRate: 1:55.00 LeadTime: 37.60s First Qtr: 28.70s Second Qtr: 28.50s Third Qtr: 28.40s Fourth Qtr: 29.60s

| No Horse | Plc | Margin | Time | 800Time (W) | 400 Time (W) |
|--------------------|-----|--------|---------|-------------|--------------|
| 2 ASHARK | 1 | 0.0m | 2:32.80 | 58.00s (0) | 29.60s (0) |
| 1 BETTATHANIDEAL | 2 | 2.5m | 2:32.99 | 57.81s (0) | 29.43s (0) |
| 3 BLUE MOON RISING | 3 | 5.3m | 2:33.21 | 57.66s (0) | 29.22s (0) |
| 4 TIMELY SOVEREIGN | 4 | 6.4m | 2:33.30 | 57.57s (1) | 28.95s (1) |
| 7 OUR UNCLE JIM | 5 | 6.8m | 2:33.33 | 57.26s (1) | 28.89s (2) |
| 8 TWENTYEIGHTBLACK | 6 | 23.5m | 2:34.62 | 59.49s (1) | 30.74s (1) |
| 6 PACIFIC COIN | 7 | 36.5m | 2:35.63 | 59.43s (0) | 30.46s (0) |
| 5 BOOMCHUCKALUCKA | 8 | 37.8m | 2:35.73 | 60.22s (1) | 31.50s (2) |

Finish Position and metres gained from 800m



Sectionals
Powered by

PJ HARNESS ANALYSER

HORSE REPORTS RAW DATA

All your sectional needs

Check us out at www.pjdata.com.au and now on Facebook

The Racing Queensland Board (trading as Racing Queensland) and provider are not responsible for the completeness or accuracy of any of the information contained herein, and makes no representations about its suitability for any purpose.

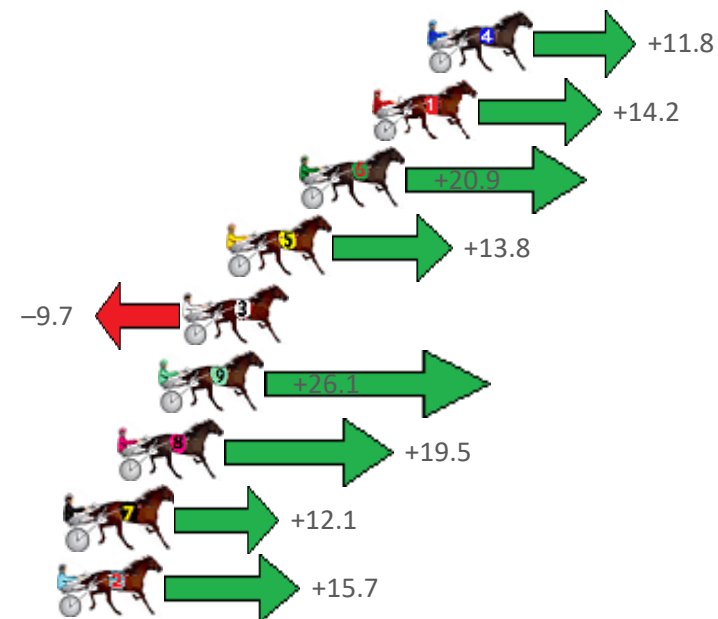
Albion Park Race 10 Distance 2138m

Saturday, 13 March 2021

Gross Time: 2:41.70 MileRate: 2:01.10 LeadTime: 42.10s First Qtr: 30.00s Second Qtr: 31.00s Third Qtr: 29.60s Fourth Qtr: 29.00s

| No Horse | Plc | Margin | Time | 800Time (W) | 400 Time (W) |
|--------------------|-----|--------|---------|-------------|--------------|
| 4 MUSCULUS | 1 | 0.0m | 2:41.70 | 57.74s (0) | 28.81s (1) |
| 1 JEDDY R YA READY | 2 | 2.2m | 2:41.87 | 57.57s (0) | 28.71s (0) |
| 6 GREG THE GREAT | 3 | 5.1m | 2:42.09 | 57.08s (0) | 28.56s (0) |
| 5 SKYLINE | 4 | 8.0m | 2:42.31 | 57.59s (0) | 29.01s (1) |
| 3 GODOFTHUNDER | 5 | 9.7m | 2:42.44 | 59.31s (0) | 29.70s (0) |
| 9 MAJESTIC SIMON | 6 | 10.7m | 2:42.51 | 56.70s (1) | 28.49s (1) |
| 8 NORTHERN MUSCLE | 7 | 12.3m | 2:42.64 | 57.18s (1) | 28.89s (2) |
| 7 KINGDOM COME | 8 | 14.3m | 2:42.79 | 57.72s (1) | 29.05s (1) |
| 2 MATATOKI | 9 | 14.7m | 2:42.82 | 57.46s (0) | 28.89s (0) |

Finish Position and metres gained from 800m



Sectionals
Powered by

PJ HARNESS ANALYSER

HORSE REPORTS RAW DATA

All your sectional needs

Check us out at www.pjdata.com.au and now on Facebook

The Racing Queensland Board (trading as Racing Queensland) and provider are not responsible for the completeness or accuracy of any of the information contained herein, and makes no representations about its suitability for any purpose.