


# Albion Park Race 1 Distance 1660m

Friday, 12 March 2021

Gross Time: 2:02.90 MileRate: 1:59.20 LeadTime: 3.50s First Qtr: 30.10s Second Qtr: 31.50s Third Qtr: 28.40s Fourth Qtr: 29.40s

No Horse	Plc	Margin	Time	800Time (W)	400 Time (W)
2 MOONAN NINA	1	0.0m	2:02.90	57.08s (1)	28.89s (1)
4 OUR BOY ROY	2	1.1m	2:02.98	57.55s (1)	29.30s (1)
5 GALVARINO	3	4.4m	2:03.24	57.10s (0)	29.40s (0)
6 STEEVEN	4	5.2m	2:03.30	56.84s (1)	28.93s (1)
3 BAILEYS WITH LEGS	5	15.8m	2:04.12	58.94s (0)	30.55s (0)

## Finish Position and metres gained from 800m



Sectionals  
Powered by

**PJ HARNESS ANALYSER**  
HORSE REPORTS RAW DATA  
All your sectional needs  
Check us out at [www.pjdata.com.au](http://www.pjdata.com.au) and now on Facebook



The Racing Queensland Board (trading as Racing Queensland) and provider are not responsible for the completeness or accuracy of any of the information contained herein, and makes no representations about its suitability for any purpose.

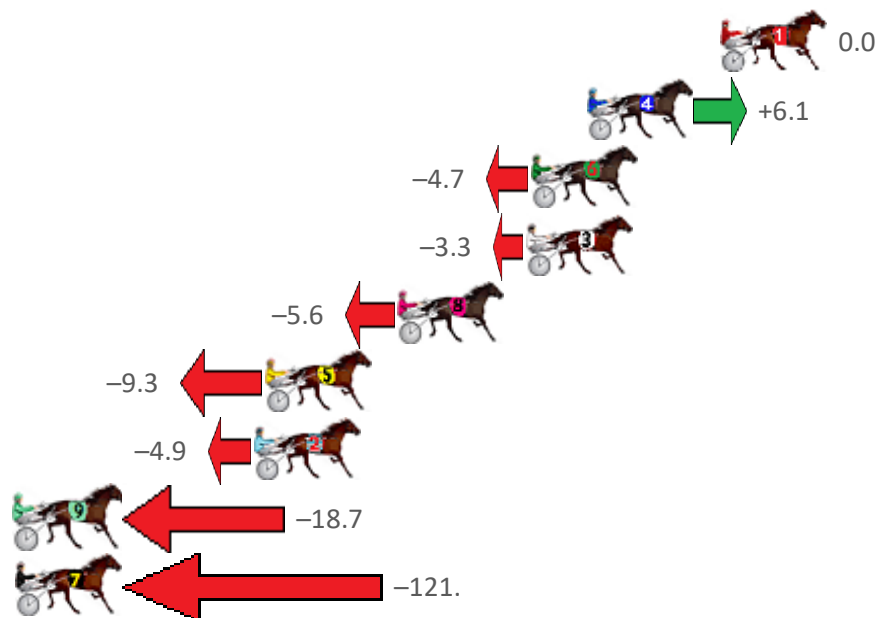
# Albion Park Race 2 Distance 2138m

Friday, 12 March 2021

Gross Time: 2:42.40 MileRate: 2:02.20 LeadTime: 43.30s First Qtr: 30.40s Second Qtr: 31.20s Third Qtr: 28.80s Fourth Qtr: 28.70s

No Horse	Plc	Margin	Time	800Time (W)	400 Time (W)
1 ONE NIGHT OUT	1	0.0m	2:42.40	57.50s (0)	28.70s (0)
4 KRAZE	2	5.3m	2:42.80	57.06s (1)	28.18s (2)
6 REDRIVERDEBBA	3	7.5m	2:42.97	57.84s (1)	28.96s (1)
3 AVEROSS DON	4	7.7m	2:42.98	57.74s (0)	28.94s (0)
8 IM THE COMMANDO	5	12.8m	2:43.36	57.90s (1)	29.00s (1)
5 MELPARK MAGIC	6	18.1m	2:43.76	58.16s (0)	29.26s (0)
2 HAVANA MAGIC	7	18.5m	2:43.79	57.85s (0)	28.91s (0)
9 DOUG	8	34.7m	2:45.01	58.84s (1)	29.96s (2)
7 ORLANDO JOLT	9	281.7m	3:03.63	66.20s (0)	33.10s (0)

Finish Position and metres gained from 800m



Sectionals  
Powered by

## PJ HARNESS ANALYSER

HORSE REPORTS RAW DATA

All your sectional needs

Check us out at [www.pjdata.com.au](http://www.pjdata.com.au) and now on Facebook

The Racing Queensland Board (trading as Racing Queensland) and provider are not responsible for the completeness or accuracy of any of the information contained herein, and makes no representations about its suitability for any purpose.

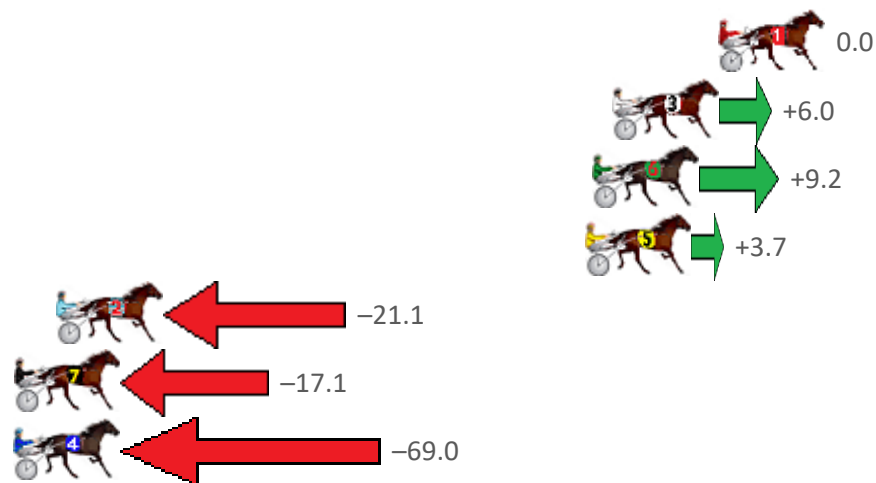
# Albion Park Race 3 Distance 2138m

Friday, 12 March 2021

Gross Time: 2:33.20 MileRate: 1:55.30 LeadTime: 36.80s First Qtr: 29.30s Second Qtr: 29.60s Third Qtr: 28.50s Fourth Qtr: 29.00s

No Horse	Plc	Margin	Time	800Time (W)	400 Time (W)
1 STINGER LINDENNY	1	0.0m	2:33.20	57.50s (0)	29.00s (0)
3 TEARAWAY DIAMOND	2	4.2m	2:33.52	57.07s (1)	29.04s (1)
6 SWEET AS	3	5.0m	2:33.58	56.84s (1)	28.61s (1)
5 BLACKJACK BART	4	5.3m	2:33.60	57.24s (0)	28.20s (1)
2 GASMONEY	5	26.3m	2:35.20	59.01s (1)	30.38s (0)
7 ALBION ARK	6	30.7m	2:35.54	58.72s (0)	29.83s (2)
4 MAN OF ACTION	7	73.6m	2:38.80	62.43s (0)	33.07s (0)

Finish Position and metres gained from 800m



Sectionals  
Powered by

**PJ HARNESS ANALYSER**  
HORSE REPORTS RAW DATA  
All your sectional needs  
Check us out at [www.pjdata.com.au](http://www.pjdata.com.au) and now on Facebook



The Racing Queensland Board (trading as Racing Queensland) and provider are not responsible for the completeness or accuracy of any of the information contained herein, and makes no representations about its suitability for any purpose.

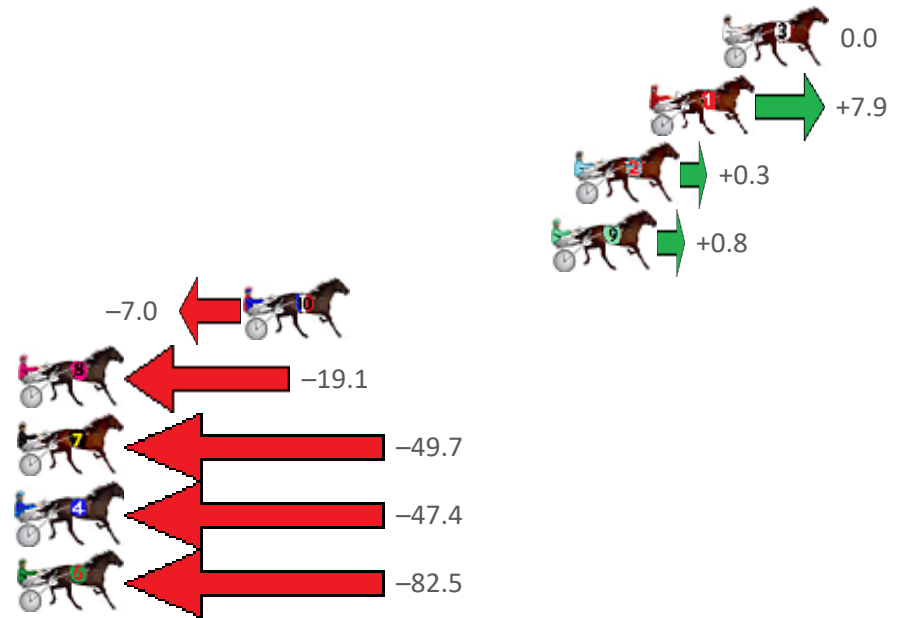
# Albion Park Race 4 Distance 2138m

Friday, 12 March 2021

Gross Time: 2:41.30 MileRate: 2:01.40 LeadTime: 39.30s First Qtr: 31.50s Second Qtr: 31.50s Third Qtr: 29.20s Fourth Qtr: 29.80s

No Horse	Plc	Margin	Time	800Time (W)	400 Time (W)
3 GREAT FANTASY	1	0.0m	2:41.30	59.00s (0)	29.80s (0)
1 DOWN UNDER RORS	2	2.9m	2:41.53	58.42s (0)	29.14s (0)
2 CHOCOLATEHANDFUL	3	5.9m	2:41.76	58.98s (0)	29.70s (0)
9 CHASING GREAT	4	6.8m	2:41.83	58.94s (1)	30.07s (1)
10 MAJESTIC SPEED	5	19.0m	2:42.78	59.51s (1)	30.63s (1)
8 STEVES STAR	6	34.1m	2:43.96	60.40s (0)	30.92s (2)
7 TOUCHE DE FLING	7	52.7m	2:45.41	62.64s (1)	32.56s (1)
4 PRINCESS KATERINA	8	64.6m	2:46.34	62.48s (1)	32.54s (0)
6 CRAZY BEN	9	104.7m	2:49.48	65.05s (1)	34.37s (0)

Finish Position and metres gained from 800m



Sectionals  
Powered by

## PJ HARNESS ANALYSER

HORSE REPORTS RAW DATA

All your sectional needs

Check us out at [www.pjdata.com.au](http://www.pjdata.com.au) and now on Facebook

The Racing Queensland Board (trading as Racing Queensland) and provider are not responsible for the completeness or accuracy of any of the information contained herein, and makes no representations about its suitability for any purpose.

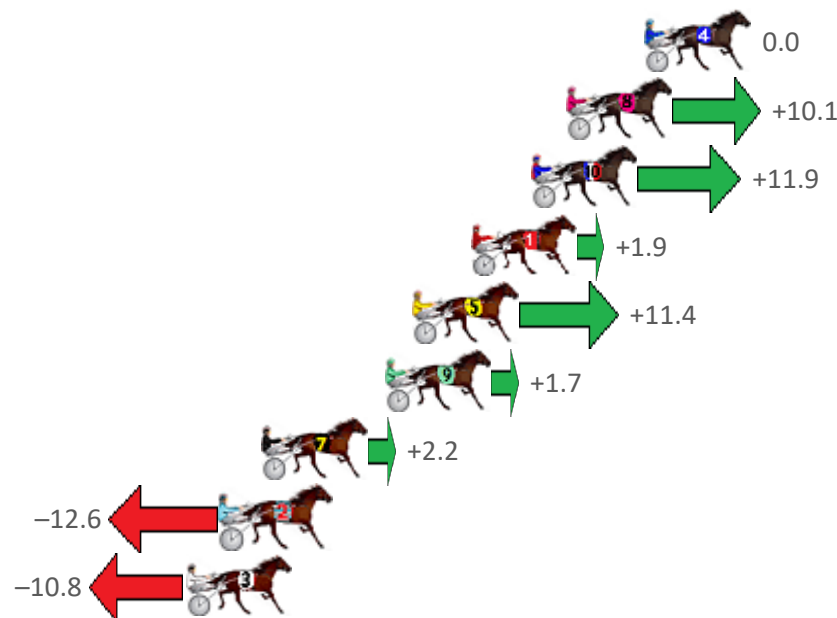
# Albion Park Race 5 Distance 1660m

Friday, 12 March 2021

Gross Time: 2:02.00 MileRate: 1:58.30 LeadTime: 3.40s First Qtr: 28.10s Second Qtr: 31.40s Third Qtr: 29.50s Fourth Qtr: 29.60s

No Horse	Plc	Margin	Time	800Time (W)	400 Time (W)
4 LITTLEDEE	1	0.0m	2:02.00	59.10s (0)	29.60s (0)
8 RAYONG PRINCESS	2	3.1m	2:02.24	58.36s (0)	28.71s (0)
10 WAVEDANCER	3	4.5m	2:02.35	58.23s (1)	28.40s (2)
1 A GOOD IDEAL	4	6.9m	2:02.54	58.96s (0)	29.33s (0)
5 LEAPING LEO	5	9.2m	2:02.71	58.26s (1)	28.61s (1)
9 GUTS	6	10.3m	2:02.80	58.98s (1)	29.17s (2)
7 SHESA PEARLA	7	15.2m	2:03.18	58.94s (0)	29.31s (0)
2 ELLE JAY	8	16.8m	2:03.30	60.03s (0)	30.41s (0)
3 SOMEWHEREINHEAVEN	9	18.2m	2:03.41	59.89s (1)	30.25s (1)

Finish Position and metres gained from 800m



Sectionals  
Powered by

PJ HARNESS ANALYSER

HORSE REPORTS RAW DATA

All your sectional needs

Check us out at [www.pjdata.com.au](http://www.pjdata.com.au) and now on Facebook

The Racing Queensland Board (trading as Racing Queensland) and provider are not responsible for the completeness or accuracy of any of the information contained herein, and makes no representations about its suitability for any purpose.


# Albion Park Race 6 Distance 1660m

Friday, 12 March 2021

Gross Time: 2:01.80 MileRate: 1:58.10 LeadTime: 3.40s First Qtr: 28.80s Second Qtr: 31.70s Third Qtr: 29.50s Fourth Qtr: 28.40s

No Horse	Plc	Margin	Time	800Time (W)	400 Time (W)
4 KETTERING GIRL	1	0.0m	2:01.80	57.90s (0)	28.40s (0)
2 BOPPIN THE BLUES	2	1.9m	2:01.94	57.73s (0)	28.22s (0)
9 BILLBOARD BONNIE	3	5.5m	2:02.21	57.69s (0)	28.15s (0)
7 WHERES TASCOTT	4	6.6m	2:02.29	57.97s (1)	28.64s (1)
3 OUR BUSCEMI	5	7.9m	2:02.39	57.58s (0)	27.93s (0)
10 SHADYS DELIGHT	6	8.0m	2:02.40	57.07s (1)	28.32s (2)
8 THE CASUAL GOOSE	7	9.8m	2:02.53	57.54s (1)	28.15s (1)
5 PAGO PAGO	8	10.9m	2:02.61	57.96s (1)	28.60s (1)
6 GLITTER STRIP	9	16.2m	2:03.01	57.32s (1)	29.23s (2)
1 COUNTRY RUN	10	18.5m	2:03.18	58.02s (0)	28.53s (2)

Finish Position and metres gained from 800m



Sectionals  
Powered by

**PJ HARNESS ANALYSER**  
HORSE REPORTS RAW DATA  
All your sectional needs  
Check us out at [www.pjdata.com.au](http://www.pjdata.com.au) and now on Facebook

The Racing Queensland Board (trading as Racing Queensland) and provider are not responsible for the completeness or accuracy of any of the information contained herein, and makes no representations about its suitability for any purpose.

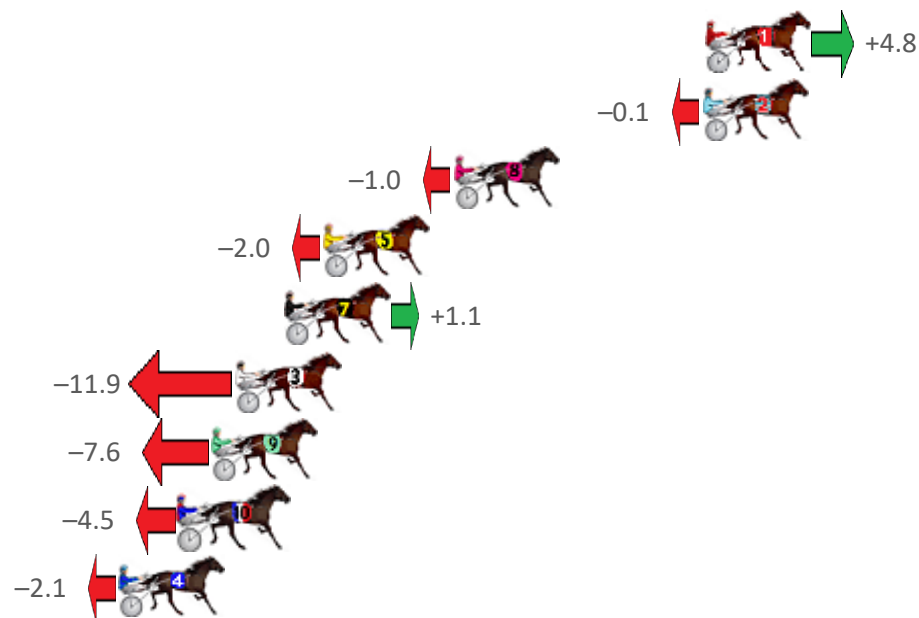
# Albion Park Race 7 Distance 1660m

Friday, 12 March 2021

Gross Time: 1:59.00 MileRate: 1:55.40 LeadTime: 3.30s First Qtr: 28.60s Second Qtr: 31.40s Third Qtr: 27.90s Fourth Qtr: 27.80s

No Horse	Plc	Margin	Time	800Time (W)	400 Time (W)
1 SWEET APPEAL	1	0.0m	1:59.00	55.37s (0)	27.48s (0)
2 SCOTCH EN ICE	2	0.1m	1:59.01	55.71s (0)	27.81s (0)
8 GOPATI	3	10.0m	1:59.73	55.77s (0)	27.88s (0)
5 GWENDALION	4	15.2m	2:00.11	55.84s (0)	27.92s (0)
7 ROYAL OBSESSION	5	16.7m	2:00.22	55.62s (0)	27.72s (0)
3 GOALKICKER	6	18.7m	2:00.37	56.52s (1)	28.55s (1)
9 REGAL NIGHTSHADE	7	19.6m	2:00.43	56.23s (1)	28.28s (1)
10 CHANCELESS CENTURY	8	20.9m	2:00.53	56.01s (1)	28.08s (1)
4 DESTINY JANE	9	23.3m	2:00.70	55.85s (1)	27.82s (1)

Finish Position and metres gained from 800m



Sectionals  
Powered by

**PJ HARNESS ANALYSER**  
HORSE REPORTS RAW DATA  
All your sectional needs  
Check us out at [www.pjdata.com.au](http://www.pjdata.com.au) and now on Facebook



The Racing Queensland Board (trading as Racing Queensland) and provider are not responsible for the completeness or accuracy of any of the information contained herein, and makes no representations about its suitability for any purpose.

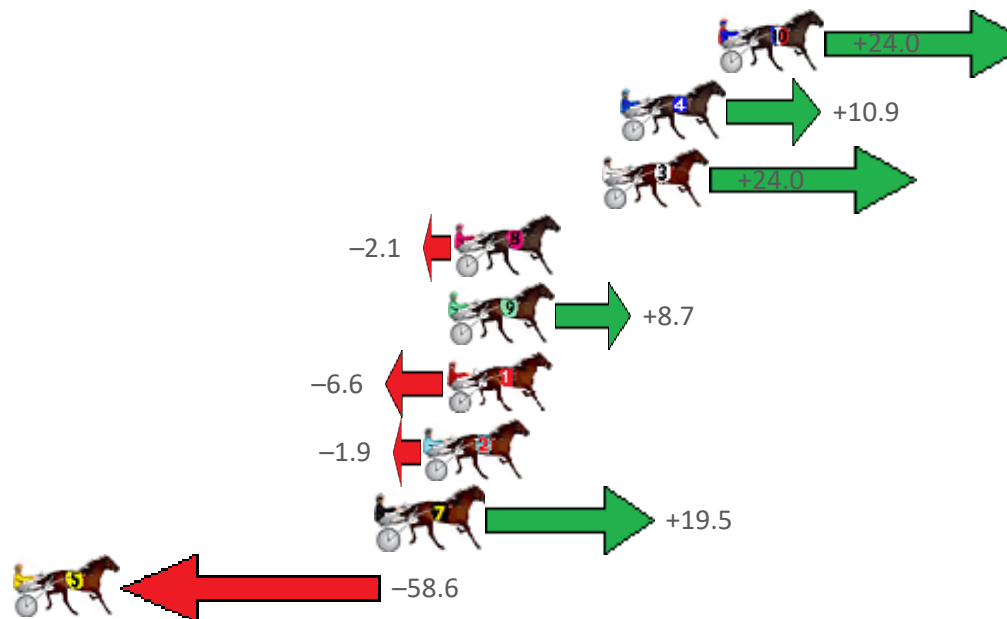
# Albion Park Race 8 Distance 1660m

Friday, 12 March 2021

Gross Time: 1:57.50 MileRate: 1:53.90 LeadTime: 3.40s First Qtr: 26.50s Second Qtr: 30.40s Third Qtr: 28.70s Fourth Qtr: 28.50s

No Horse	Plc	Margin	Time	800Time (W)	400 Time (W)
10 SAVING MAJOR PERCY	1	0.0m	1:57.50	55.49s (1)	28.50s (0)
4 OUR ULTIMATE HANNA	2	3.9m	1:57.79	56.43s (1)	27.87s (1)
3 MAGGIE	3	4.6m	1:57.84	55.49s (1)	28.23s (1)
8 KIAMASROSIE	4	10.5m	1:58.29	57.35s (0)	27.93s (1)
9 FEEL THE THUNDER	5	10.7m	1:58.30	56.58s (1)	27.90s (2)
1 IMA BEACH BABE	6	10.8m	1:58.31	57.67s (0)	27.85s (0)
2 CHEESANDKISSES	7	11.7m	1:58.38	57.34s (1)	28.79s (0)
7 FAIRIESDELIGHT	8	13.5m	1:58.51	55.81s (1)	28.42s (2)
5 LITTLELIONELJAMES	9	58.6m	2:01.89	61.37s (0)	31.53s (0)

Finish Position and metres gained from 800m



Sectionals  
Powered by

## PJ HARNESS ANALYSER

HORSE REPORTS RAW DATA

All your sectional needs

Check us out at [www.pjdata.com.au](http://www.pjdata.com.au) and now on Facebook

The Racing Queensland Board (trading as Racing Queensland) and provider are not responsible for the completeness or accuracy of any of the information contained herein, and makes no representations about its suitability for any purpose.



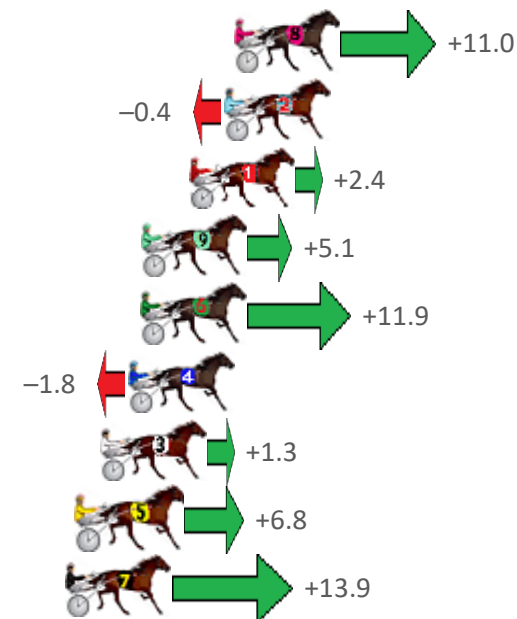
# Albion Park Race 9 Distance 1660m

Friday, 12 March 2021

Gross Time: 1:57.60 MileRate: 1:54.00 LeadTime: 3.50s First Qtr: 28.10s Second Qtr: 29.90s Third Qtr: 27.90s Fourth Qtr: 28.20s

No Horse	Plc	Margin	Time	800Time (W)	400 Time (W)
8 TIZ A SIZZLER	1	0.0m	1:57.60	55.33s (1)	27.63s (2)
2 NIMAH FRANCO	2	0.4m	1:57.63	56.13s (0)	28.23s (0)
1 SO KOOL MASTER	3	1.8m	1:57.73	55.93s (0)	28.02s (0)
9 AT WEST POINT	4	3.7m	1:57.87	55.74s (0)	27.84s (0)
6 IMA TOP TYCOON	5	3.7m	1:57.87	55.27s (1)	27.56s (1)
4 SQUIRE	6	4.2m	1:57.91	56.23s (1)	28.49s (1)
3 OUR BONDI BEACH	7	5.3m	1:57.99	56.01s (1)	28.26s (1)
5 BEE GEES BANDIT	8	6.2m	1:58.06	55.63s (0)	27.65s (0)
7 COREY WILLIAM	9	6.7m	1:58.10	55.13s (1)	27.32s (1)

Finish Position and metres gained from 800m



Sectionals  
Powered by

## PJ HARNESS ANALYSER

HORSE REPORTS RAW DATA

All your sectional needs

Check us out at [www.pjdata.com.au](http://www.pjdata.com.au) and now on Facebook

The Racing Queensland Board (trading as Racing Queensland) and provider are not responsible for the completeness or accuracy of any of the information contained herein, and makes no representations about its suitability for any purpose.

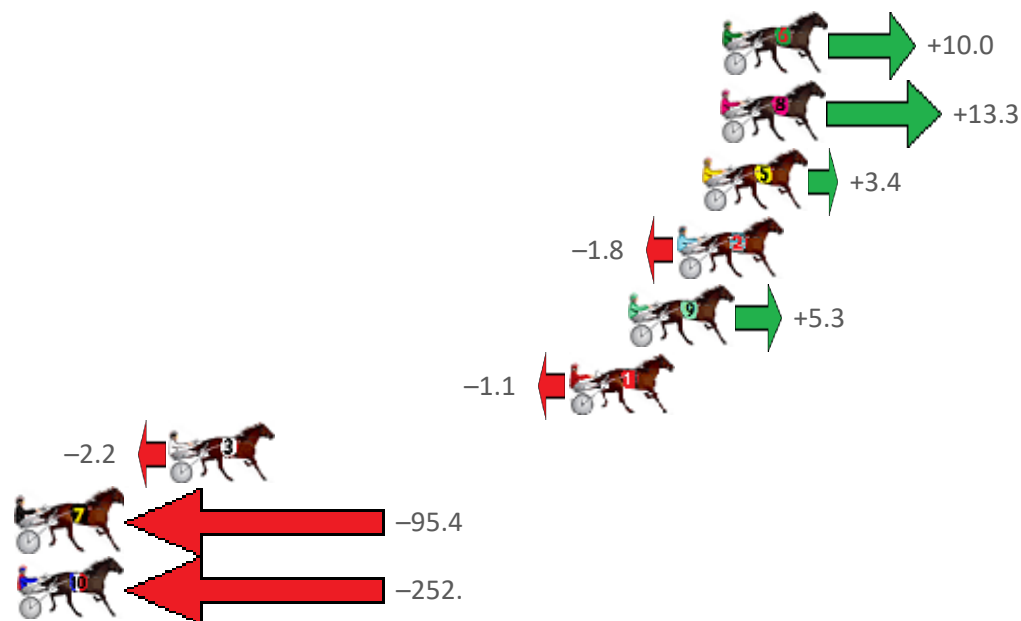
# Albion Park Race 10 Distance 2138m

Friday, 12 March 2021

Gross Time: 2:35.50 MileRate: 1:57.00 LeadTime: 37.90s First Qtr: 30.70s Second Qtr: 29.80s Third Qtr: 28.20s Fourth Qtr: 28.90s

No Horse	Plc	Margin	Time	800Time (W)	400 Time (W)
6 MAJOR GENERALJUJON	1	0.0m	2:35.50	56.39s (0)	28.12s (0)
8 MOHS EM DOWN	2	0.1m	2:35.51	56.16s (1)	28.13s (1)
5 THE HERVEY BAY	3	0.8m	2:35.56	56.86s (1)	28.79s (1)
2 BLUE IVY	4	1.8m	2:35.64	57.23s (0)	29.03s (0)
9 BOMBADIER JUJON	5	3.7m	2:35.78	56.72s (1)	28.68s (1)
1 DYNAMIC BROMAC	6	6.1m	2:35.96	57.18s (0)	28.89s (0)
3 IDEAL SITUATION	7	22.0m	2:37.17	57.26s (0)	28.89s (2)
7 EH EF EL	8	113.8m	2:44.13	63.87s (1)	35.54s (1)
10 HARPAGUS	9	268.6m	2:55.87	75.04s (0)	46.55s (0)

Finish Position and metres gained from 800m



Sectionals  
Powered by

## PJ HARNESS ANALYSER

HORSE REPORTS RAW DATA

All your sectional needs

Check us out at [www.pjdata.com.au](http://www.pjdata.com.au) and now on Facebook

The Racing Queensland Board (trading as Racing Queensland) and provider are not responsible for the completeness or accuracy of any of the information contained herein, and makes no representations about its suitability for any purpose.