

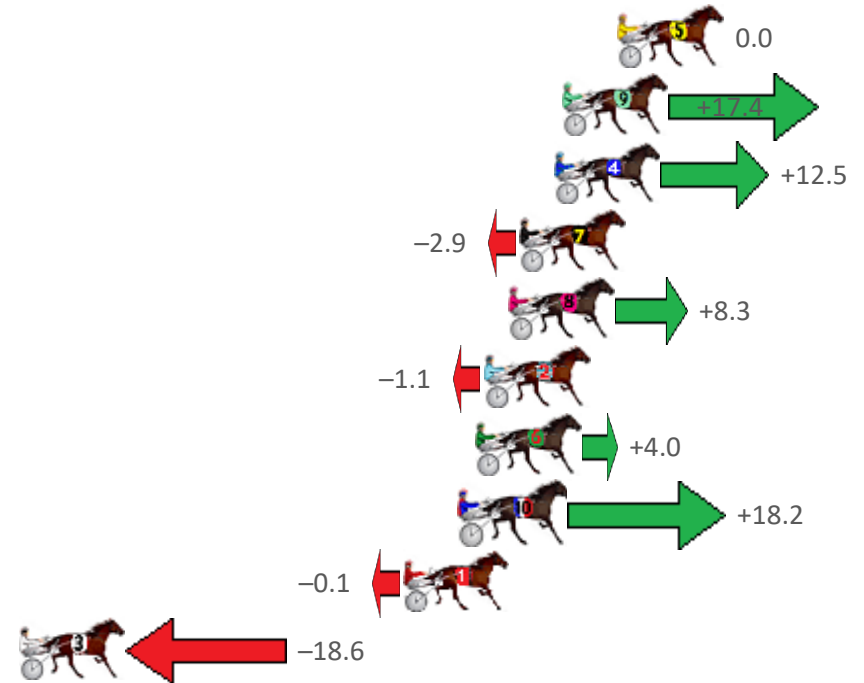
Albion Park Race 1 Distance 1660m

Saturday, 6 March 2021

Gross Time: 1:57.00 MileRate: 1:53.40 LeadTime: 3.50s First Qtr: 27.60s Second Qtr: 29.40s Third Qtr: 28.00s Fourth Qtr: 28.50s

No Horse	Plc	Margin	Time	800Time (W)	400 Time (W)
5 ROCK WITH SAM	1	0.0m	1:57.00	56.50s (0)	28.50s (0)
9 CLINTAL DO	2	2.2m	1:57.16	55.28s (1)	27.08s (1)
4 TENNYSON BROMAC	3	2.5m	1:57.19	55.62s (1)	27.46s (1)
7 SECRETAGENT TYCOON	4	3.9m	1:57.29	56.70s (1)	28.54s (1)
8 LILAC FLASH	5	4.3m	1:57.32	55.92s (0)	27.83s (0)
2 RUBIES FOR TASH	6	5.3m	1:57.40	56.58s (0)	28.54s (0)
6 NORTHVIEW HUSTLER	7	5.6m	1:57.42	56.22s (1)	27.99s (2)
10 MAJOR CAM	8	6.2m	1:57.46	55.22s (1)	27.03s (1)
1 CHEVRONS REWARD	9	8.5m	1:57.64	56.51s (0)	28.45s (0)
3 IMASPORTSSTAR	10	23.8m	1:58.78	57.81s (1)	29.55s (1)

Finish Position and metres gained from 800m



Sectionals
Powered by

PJ HARNESS ANALYSER
HORSE REPORTS RAW DATA
All your sectional needs
Check us out at www.pjdata.com.au and now on Facebook



The Racing Queensland Board (trading as Racing Queensland) and provider are not responsible for the completeness or accuracy of any of the information contained herein, and makes no representations about its suitability for any purpose.


Albion Park Race 2 Distance 2138m

Saturday, 6 March 2021

Gross Time: 2:35.60 MileRate: 1:57.10 LeadTime: 38.70s First Qtr: 32.10s Second Qtr: 29.30s Third Qtr: 28.50s Fourth Qtr: 27.00s

No Horse	Plc	Margin	Time	800Time (W)	400 Time (W)
8 MISS RUBY SUNSHINE	1	0.0m	2:35.60	55.21s (0)	26.70s (0)
1 ROYAL AURORA	2	1.9m	2:35.74	55.63s (0)	27.13s (0)
5 TACTICAL RESPONSE	3	6.7m	2:36.08	55.51s (1)	27.13s (2)
10 SHANNONSTHEMAN	4	9.5m	2:36.28	55.56s (0)	27.05s (0)
11 COURAGEOUS SAINT	5	11.3m	2:36.40	55.40s (0)	26.85s (0)
7 MASTER CATCH	6	12.2m	2:36.47	56.19s (1)	27.66s (1)
6 LITTLE BOLT	7	15.6m	2:36.71	55.36s (0)	26.79s (0)
3 POWER SURGE	8	18.6m	2:36.92	56.01s (1)	27.48s (1)
2 ALE ALE KAI	9	21.1m	2:37.10	55.89s (1)	27.32s (1)
4 MISSINMEMATE	10	22.0m	2:37.16	55.61s (1)	27.71s (2)

Finish Position and metres gained from 800m



Sectionals
Powered by

PJ HARNESS ANALYSER

HORSE REPORTS RAW DATA

All your sectional needs

Check us out at www.pjdata.com.au and now on Facebook

The Racing Queensland Board (trading as Racing Queensland) and provider are not responsible for the completeness or accuracy of any of the information contained herein, and makes no representations about its suitability for any purpose.


Albion Park Race 3 Distance 1660m

Saturday, 6 March 2021

Gross Time: 1:57.00 MileRate: 1:53.40 LeadTime: 3.40s First Qtr: 27.80s Second Qtr: 29.60s Third Qtr: 27.30s Fourth Qtr: 28.90s

No Horse	Plc	Margin	Time	800Time (W)	400 Time (W)
1 LARRY LINCOLN	1	0.0m	1:57.00	55.88s (0)	28.57s (0)
2 FEELINGFORARAINBOW	2	0.4m	1:57.03	55.33s (1)	27.91s (2)
9 SO KOOL MASTER	3	1.8m	1:57.14	55.36s (0)	27.76s (0)
8 MAJORDOIT	4	5.1m	1:57.39	55.90s (0)	28.35s (0)
3 MAYWYNS COURAGE	5	6.0m	1:57.46	56.62s (0)	29.33s (0)
4 SPEEDY DOMINIC	6	8.0m	1:57.61	56.19s (1)	28.04s (2)
10 CLARRY	7	11.5m	1:57.87	55.79s (1)	28.25s (3)
5 FRANCO LANDRY	8	42.2m	2:00.20	57.57s (1)	30.18s (2)
6 MIDNIGHT MAN	9	79.1m	2:03.00	61.49s (1)	33.42s (1)

Finish Position and metres gained from 800m



Sectionals
Powered by

PJ HARNESS ANALYSER

HORSE REPORTS RAW DATA

All your sectional needs

Check us out at www.pjdata.com.au and now on Facebook

The Racing Queensland Board (trading as Racing Queensland) and provider are not responsible for the completeness or accuracy of any of the information contained herein, and makes no representations about its suitability for any purpose.

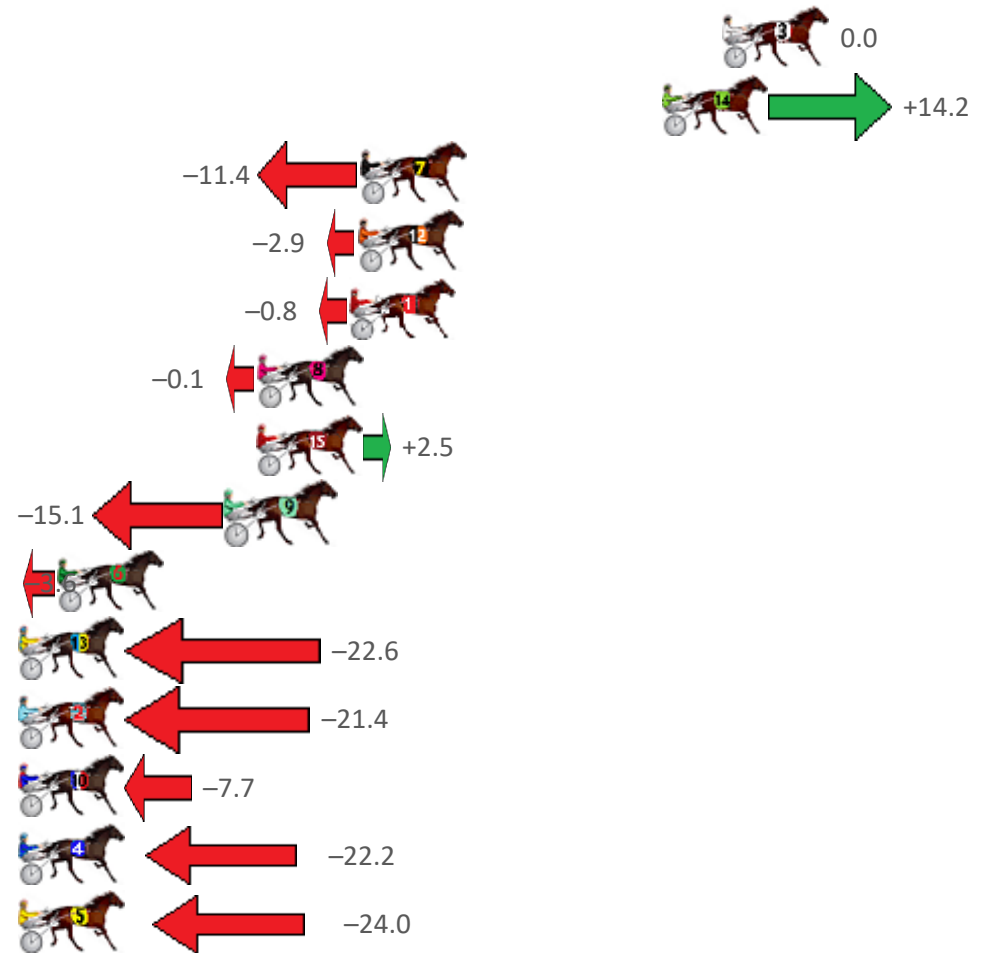
Albion Park Race 4 Distance 2647m

Saturday, 6 March 2021

Gross Time: 3:22.60 MileRate: 2:03.20 LeadTime: 82.20s First Qtr: 31.50s Second Qtr: 30.40s Third Qtr: 28.50s Fourth Qtr: 30.00s

No Horse	Plc	Margin	Time	800Time (W)	400 Time (W)
3 UNKNOWN SON	1	0.0m	3:22.60	58.50s (0)	30.00s (0)
14 ALADDIN SANE	2	2.4m	3:22.79	57.47s (1)	28.76s (1)
7 VAN SANK	3	14.4m	3:23.73	59.33s (1)	30.82s (1)
12 ONE NIGHT OUT	4	14.5m	3:23.74	58.71s (1)	29.98s (1)
1 DOWN UNDER RORS	5	14.8m	3:23.76	58.56s (0)	29.57s (0)
8 THE REAPER	6	18.5m	3:24.05	58.51s (0)	29.50s (0)
15 IM THE COMMANDO	7	18.5m	3:24.05	58.32s (1)	29.65s (1)
9 JANSSON	8	19.7m	3:24.15	59.60s (0)	30.87s (0)
6 CHASING GREAT	9	26.4m	3:24.67	58.76s (0)	29.76s (0)
13 ORLANDO JOLT	10	30.0m	3:24.96	60.14s (1)	31.45s (1)
2 SPIDERS DEVIL	11	30.4m	3:24.99	60.06s (0)	31.07s (0)
10 AVEROSS DON	12	35.3m	3:25.37	59.06s (0)	30.20s (1)
4 KRAZE	13	48.4m	3:26.40	60.11s (1)	31.52s (1)
5 EYRE I GO	14	56.4m	3:27.03	60.25s (0)	31.07s (0)

Finish Position and metres gained from 800m



Sectionals
Powered by

PJ HARNESS ANALYSER

HORSE REPORTS RAW DATA

All your sectional needs

Check us out at www.pjdata.com.au and now on Facebook

The Racing Queensland Board (trading as Racing Queensland) and provider are not responsible for the completeness or accuracy of any of the information contained herein, and makes no representations about its suitability for any purpose.

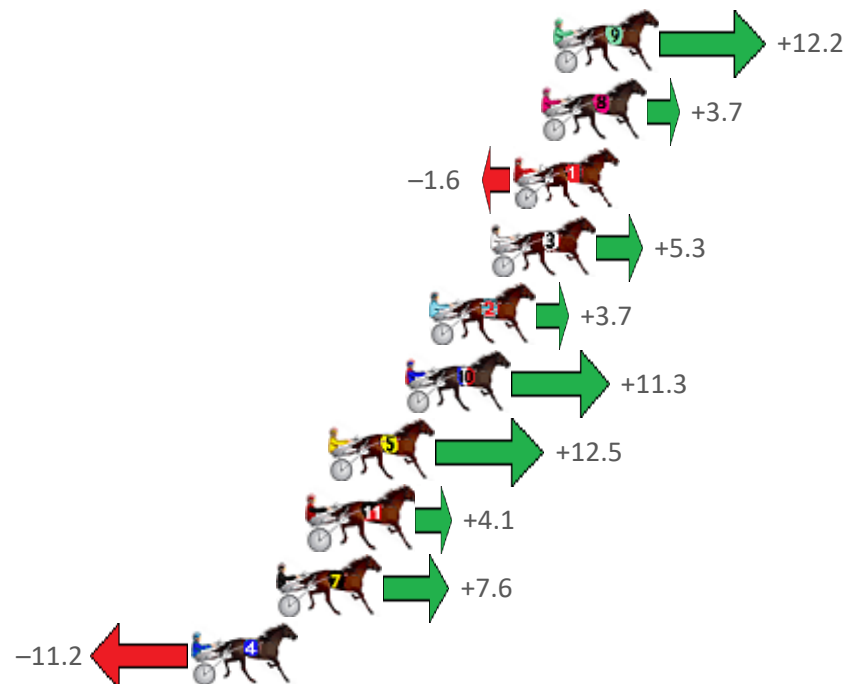
Albion Park Race 5 Distance 1660m

Saturday, 6 March 2021

Gross Time: 1:59.30 MileRate: 1:55.70 LeadTime: 3.40s First Qtr: 27.20s Second Qtr: 31.40s Third Qtr: 29.40s Fourth Qtr: 27.90s

No Horse	Plc	Margin	Time	800Time (W)	400 Time (W)
9 COOL AND CALCULATIN	1	0.0m	1:59.30	56.43s (1)	27.28s (2)
8 KOTARE ELITE	2	0.5m	1:59.34	57.04s (0)	27.59s (0)
1 ETERNAL PROMISE	3	1.6m	1:59.42	57.41s (0)	28.01s (0)
3 ICE PICK ANGIE	4	2.5m	1:59.48	56.92s (1)	27.75s (2)
2 OUR ULTIMATE HANNA	5	4.9m	1:59.66	57.04s (0)	27.59s (0)
10 MACHS MARETA	6	5.9m	1:59.73	56.50s (1)	27.39s (1)
5 BLUE IVY	7	8.9m	1:59.95	56.41s (1)	27.52s (2)
11 SUGARKANE	8	9.7m	2:00.01	57.01s (0)	27.55s (0)
7 LOOKING FABULOUS	9	11.0m	2:00.11	56.76s (0)	27.30s (1)
4 MORESCO	10	14.4m	2:00.36	58.10s (1)	28.83s (1)

Finish Position and metres gained from 800m



Sectionals
Powered by

PJ HARNESS ANALYSER

HORSE REPORTS RAW DATA

All your sectional needs

Check us out at www.pjdata.com.au and now on Facebook

The Racing Queensland Board (trading as Racing Queensland) and provider are not responsible for the completeness or accuracy of any of the information contained herein, and makes no representations about its suitability for any purpose.

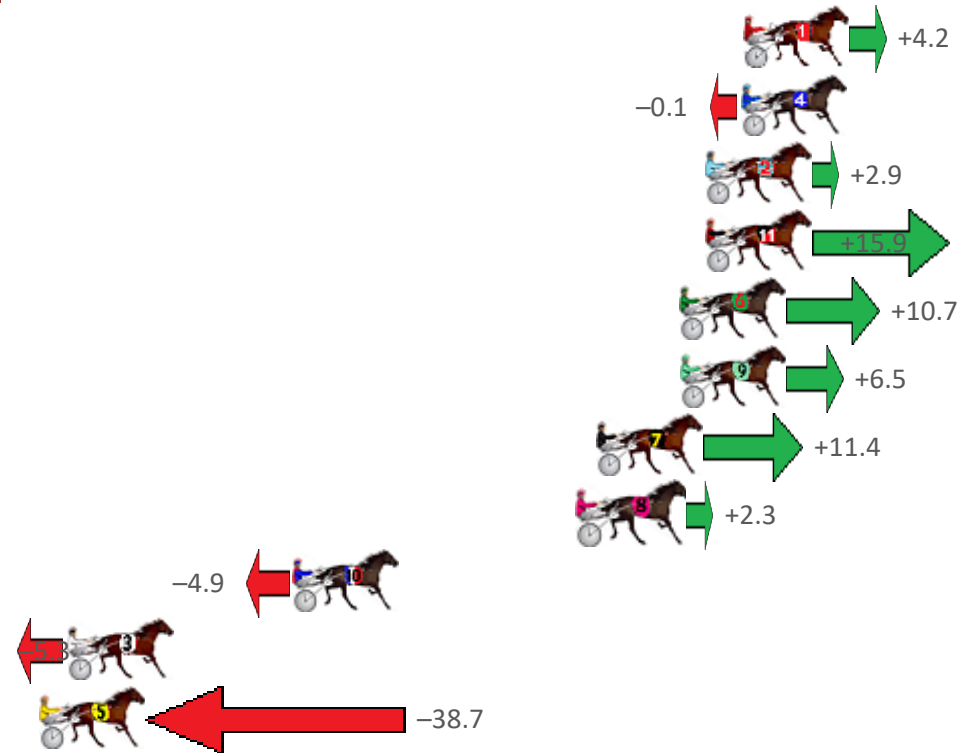
Albion Park Race 6 Distance 2138m

Saturday, 6 March 2021

Gross Time: 2:34.70 MileRate: 1:56.40 LeadTime: 36.70s First Qtr: 29.90s Second Qtr: 30.40s Third Qtr: 29.10s Fourth Qtr: 28.60s

No Horse	Plc	Margin	Time	800Time (W)	400 Time (W)
1 MONTANA CHIEF	1	0.0m	2:34.70	57.40s (0)	28.27s (0)
4 BOHANNAN	2	0.1m	2:34.71	57.71s (0)	28.61s (0)
2 JUST JOSHIN	3	1.5m	2:34.81	57.49s (1)	28.55s (2)
11 CHERRYS THE BEST	4	1.5m	2:34.81	56.56s (1)	27.63s (2)
6 ROCKITA	5	2.5m	2:34.89	56.93s (1)	28.01s (2)
9 KANYE CRUSADER	6	2.5m	2:34.89	57.23s (1)	28.31s (2)
7 BRITNEY JANE	7	5.8m	2:35.14	56.88s (0)	27.92s (0)
8 ONE OFF	8	6.5m	2:35.19	57.54s (0)	28.42s (0)
10 RUN BOY RUN	9	17.9m	2:36.04	58.05s (0)	29.03s (1)
3 THEARTOFINFUSION	10	26.9m	2:36.72	58.08s (1)	29.25s (1)
5 GOTTA MOMENT	11	38.9m	2:37.62	60.48s (1)	31.00s (1)

Finish Position and metres gained from 800m



Sectionals
Powered by

PJ HARNESS ANALYSER

HORSE REPORTS RAW DATA

All your sectional needs

Check us out at www.pjdata.com.au and now on Facebook

The Racing Queensland Board (trading as Racing Queensland) and provider are not responsible for the completeness or accuracy of any of the information contained herein, and makes no representations about its suitability for any purpose.

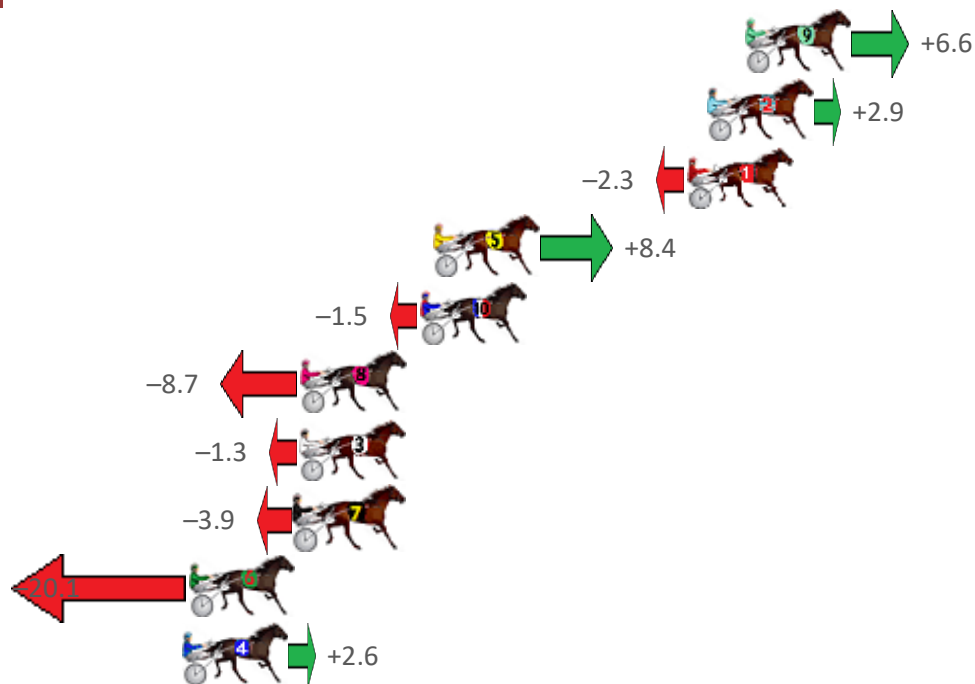
Albion Park Race 7 Distance 1660m

Saturday, 6 March 2021

Gross Time: 1:58.50 MileRate: 1:54.90 LeadTime: 3.60s First Qtr: 28.30s Second Qtr: 30.50s Third Qtr: 28.20s Fourth Qtr: 27.90s

No Horse	Plc	Margin	Time	800Time (W)	400 Time (W)
9 OUR MADIBA	1	0.0m	1:58.50	55.64s (1)	27.71s (2)
2 TIMELY SOVEREIGN	2	1.5m	1:58.61	55.90s (0)	27.70s (0)
1 SLINGSHOT	3	2.3m	1:58.67	56.26s (0)	28.06s (0)
5 OYSTER STRIDE	4	12.4m	1:59.41	55.51s (1)	27.48s (1)
10 NOTORIOUS	5	12.9m	1:59.45	56.20s (1)	28.12s (2)
8 BLUE MOON RISING	6	17.7m	1:59.80	56.71s (0)	28.52s (0)
3 BETTATHANIDEAL	7	17.7m	1:59.80	56.19s (1)	28.39s (3)
7 RANIERI	8	17.9m	1:59.81	56.37s (0)	28.43s (1)
6 MISS GOLD FORTUNE	9	22.1m	2:00.12	57.50s (1)	29.13s (1)
4 RUNFORTHROSES	10	22.4m	2:00.14	55.92s (1)	28.23s (0)

Finish Position and metres gained from 800m



Sectionals
Powered by

PJ HARNESS ANALYSER

HORSE REPORTS RAW DATA

All your sectional needs

Check us out at www.pjdata.com.au and now on Facebook

The Racing Queensland Board (trading as Racing Queensland) and provider are not responsible for the completeness or accuracy of any of the information contained herein, and makes no representations about its suitability for any purpose.

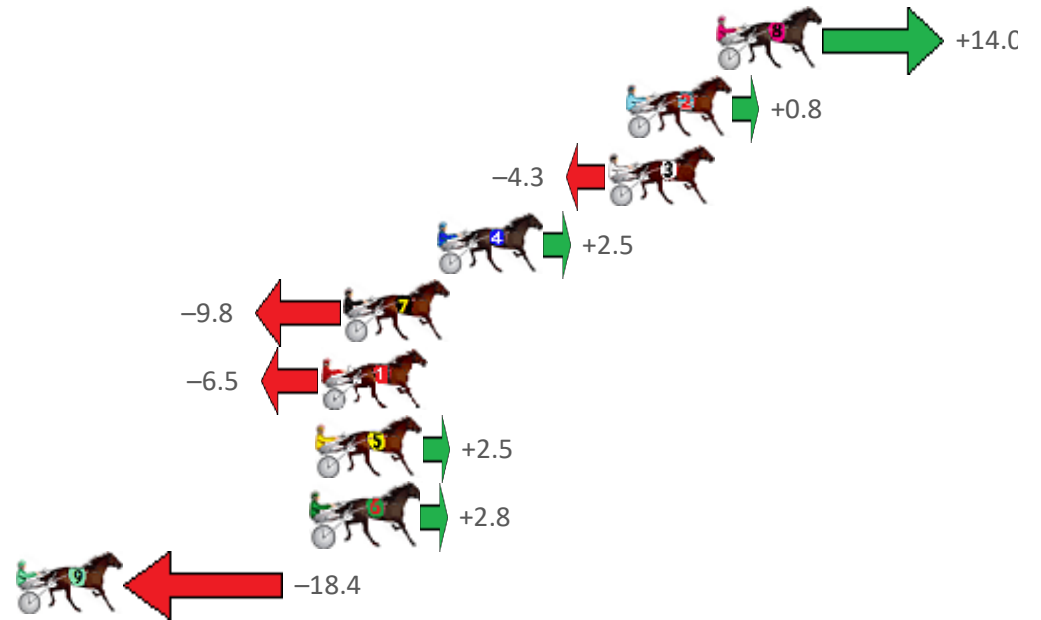
Albion Park Race 8 Distance 1660m

Saturday, 6 March 2021

Gross Time: 1:58.10 MileRate: 1:54.50 LeadTime: 3.40s First Qtr: 26.20s Second Qtr: 31.30s Third Qtr: 28.30s Fourth Qtr: 28.90s

No	Horse	Plc	Margin	Time	800Time (W)	400 Time (W)
8	KENSINGTON BILL	1	0.0m	1:58.10	56.20s (1)	28.28s (2)
2	TWENTYEIGHTBLACK	2	3.6m	1:58.37	57.14s (0)	28.86s (0)
3	ROCKNROLL CLASSIC	3	4.3m	1:58.43	57.51s (0)	29.21s (0)
4	ROCKNROLL DUDE	4	11.1m	1:58.94	57.02s (0)	28.79s (1)
7	LOMBO HEAVEN	5	14.8m	1:59.22	57.90s (1)	29.70s (1)
1	BLUES TERROR	6	15.7m	1:59.29	57.66s (0)	29.38s (0)
5	RECIPE FOR DREAMING	7	15.9m	1:59.31	57.02s (1)	28.92s (2)
6	CAMROLLER	8	16.0m	1:59.31	57.00s (0)	28.89s (0)
9	VIENNA BOY	9	27.8m	2:00.21	58.51s (1)	30.29s (1)

Finish Position and metres gained from 800m



Sectionals
Powered by

PJ HARNESS ANALYSER

HORSE REPORTS RAW DATA

All your sectional needs

Check us out at www.pjdata.com.au and now on Facebook

The Racing Queensland Board (trading as Racing Queensland) and provider are not responsible for the completeness or accuracy of any of the information contained herein, and makes no representations about its suitability for any purpose.

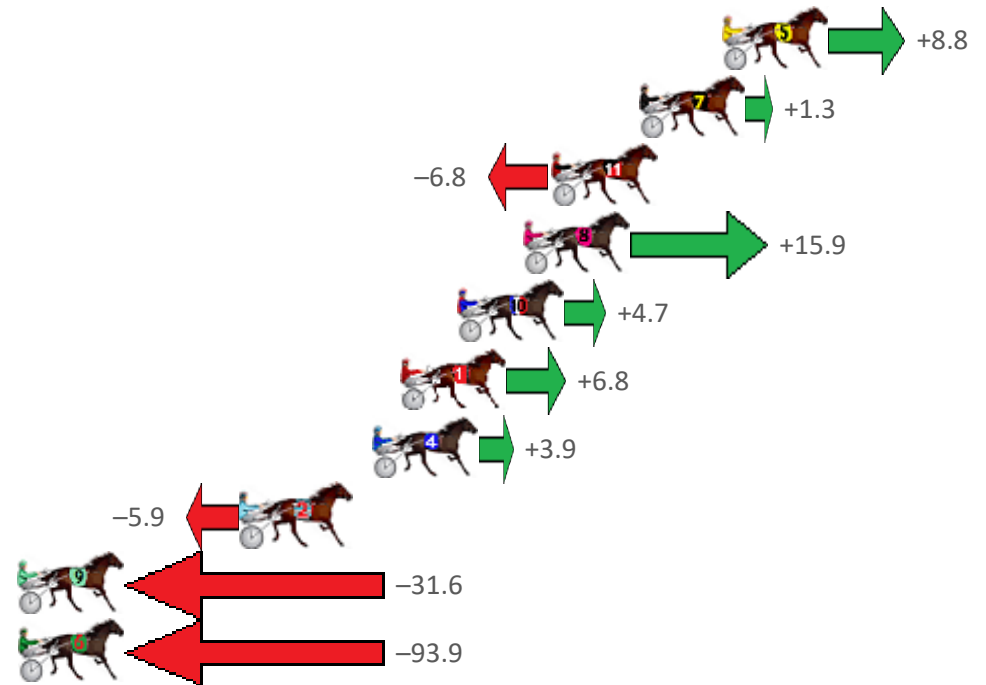
Albion Park Race 9 Distance 3157m

Saturday, 6 March 2021

Gross Time: 4:04.60 MileRate: 2:04.30 LeadTime: 19.70s First Qtr: 31.90s Second Qtr: 32.60s Third Qtr: 31.00s Fourth Qtr: 29.40s

No Horse	Plc	Margin	Time	800Time (W)	400 Time (W)
5 RED CASTLETON	1	0.0m	4:04.60	59.74s (0)	28.74s (0)
7 GEE UP NEDDY	2	3.3m	4:04.85	60.30s (0)	29.29s (0)
11 MAJESTIC SIMON	3	6.8m	4:05.12	60.91s (0)	29.90s (0)
8 NORTHERN MUSCLE	4	7.9m	4:05.21	59.21s (1)	28.52s (1)
10 GARLAND GREENE	5	10.5m	4:05.41	60.05s (1)	29.35s (2)
1 JEDDY R YA READY	6	12.8m	4:05.59	59.89s (1)	29.21s (2)
4 KINGDOM COME	7	13.9m	4:05.67	60.11s (0)	29.06s (0)
2 REDRIVERDEBBA	8	19.1m	4:06.07	60.84s (0)	29.79s (1)
9 GREG THE GREAT	9	42.2m	4:07.85	62.77s (1)	31.91s (1)
6 BLAZING UNDER FIRE	10	122.5m	4:14.04	67.45s (1)	33.97s (0)

Finish Position and metres gained from 800m



Sectionals
Powered by

PJ HARNESS ANALYSER

HORSE REPORTS RAW DATA

All your sectional needs

Check us out at www.pjdata.com.au and now on Facebook

The Racing Queensland Board (trading as Racing Queensland) and provider are not responsible for the completeness or accuracy of any of the information contained herein, and makes no representations about its suitability for any purpose.

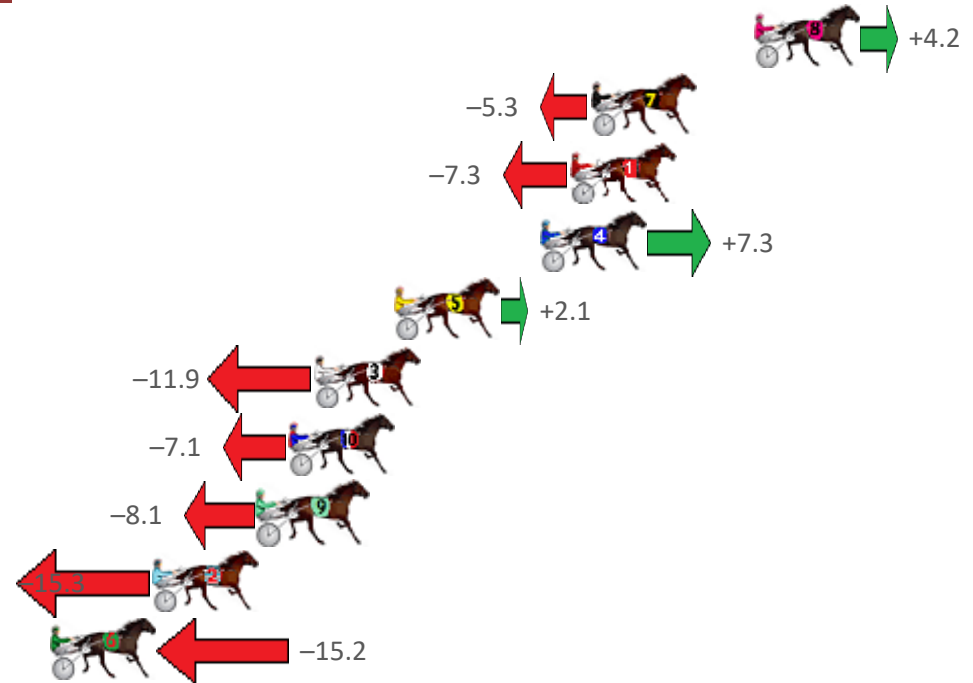
Albion Park Race 10 Distance 1660m

Saturday, 6 March 2021

Gross Time: 1:59.90 MileRate: 1:56.30 LeadTime: 3.40s First Qtr: 28.60s Second Qtr: 31.20s Third Qtr: 27.90s Fourth Qtr: 28.80s

No Horse	Plc	Margin	Time	800Time (W)	400 Time (W)
8 GOSLING IN FLIGHT	1	0.0m	1:59.90	56.40s (0)	28.41s (0)
7 GOLDEN SAND	2	6.5m	2:00.39	57.07s (1)	29.27s (1)
1 DONNY JONES	3	7.3m	2:00.45	57.21s (0)	29.25s (0)
4 HIGH ON MONTANA	4	8.5m	2:00.54	56.19s (2)	28.51s (3)
5 MONTANA PRIDE	5	14.3m	2:00.98	56.55s (1)	28.74s (1)
3 KAY NORA SHANNON	6	17.5m	2:01.22	57.54s (1)	29.75s (2)
10 OUR FRIEND	7	18.5m	2:01.30	57.20s (1)	29.38s (1)
9 LAVAZZA	8	19.7m	2:01.39	57.27s (2)	29.59s (2)
2 GUTS	9	23.9m	2:01.71	57.78s (0)	29.77s (0)
6 QUICK STEP	10	35.4m	2:02.58	57.77s (2)	29.40s (1)

Finish Position and metres gained from 800m



Sectionals
Powered by

PJ HARNESS ANALYSER

HORSE REPORTS RAW DATA

All your sectional needs

Check us out at www.pjdata.com.au and now on Facebook

The Racing Queensland Board (trading as Racing Queensland) and provider are not responsible for the completeness or accuracy of any of the information contained herein, and makes no representations about its suitability for any purpose.