

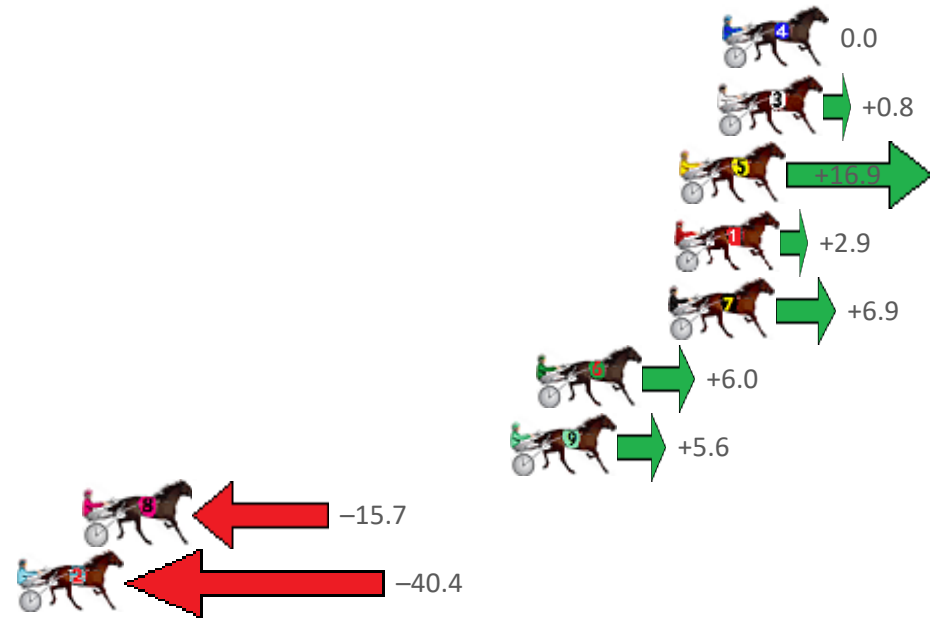
# Redcliffe Race 1 Distance 1780m

Thursday, 4 March 2021

Gross Time: 2:16.90 MileRate: 2:03.70 LeadTime: 11.90s First Qtr: 32.30s Second Qtr: 32.50s Third Qtr: 30.80s Fourth Qtr: 29.40s

No Horse	Plc	Margin	Time	800Time (W)	400 Time (W)
4 GOOD LUCK CHARM	1	0.0m	2:16.90	60.20s (1)	29.34s (1)
3 ESSENTIAL THREE	2	0.2m	2:16.92	60.14s (0)	29.41s (0)
5 BUSTABALLOON	3	1.7m	2:17.03	58.94s (1)	28.88s (2)
1 COCONUT CUTIE	4	1.9m	2:17.05	59.98s (0)	29.20s (0)
7 DREAMOUTS NIECE	5	2.1m	2:17.06	59.68s (0)	28.91s (0)
6 STUDLEIGHS ONLY	6	7.4m	2:17.47	59.75s (0)	28.96s (0)
9 GAME KEEPER	7	8.4m	2:17.55	59.78s (1)	29.71s (2)
8 MELTON QUALITY	8	25.3m	2:18.85	61.37s (1)	30.23s (1)
2 CARIBBEAN BABY	9	44.8m	2:20.35	63.22s (1)	32.00s (1)

## Finish Position and metres gained from 800m



Sectionals  
Powered by

## PJ HARNESS ANALYSER

HORSE REPORTS RAW DATA

All your sectional needs

Check us out at [www.pjdata.com.au](http://www.pjdata.com.au) and now on Facebook

The Racing Queensland Board (trading as Racing Queensland) and provider are not responsible for the completeness or accuracy of any of the information contained herein, and makes no representations about its suitability for any purpose.

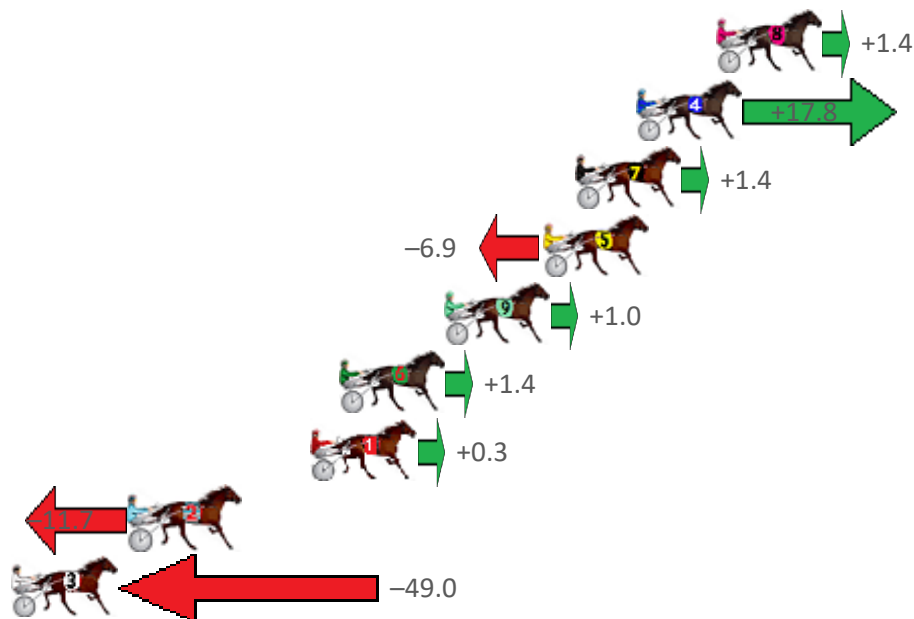
# Redcliffe Race 2 Distance 1780m

Thursday, 4 March 2021

Gross Time: 2:12.40 MileRate: 1:59.70 LeadTime: 11.30s First Qtr: 30.30s Second Qtr: 30.90s Third Qtr: 29.80s Fourth Qtr: 30.10s

No Horse	Plc	Margin	Time	800Time (W)	400 Time (W)
8 WANNAGO	1	0.0m	2:12.40	59.80s (1)	30.10s (1)
4 AMARONE	2	3.2m	2:12.65	58.57s (1)	28.81s (2)
7 GETTN GOSPEL	3	5.6m	2:12.84	59.80s (1)	30.09s (1)
5 OUR BELLA LUCIA	4	6.9m	2:12.94	60.41s (0)	30.59s (0)
9 KENDYS BUTTERFLY	5	10.8m	2:13.25	59.83s (1)	30.09s (1)
6 BERTILS WATCH ME	6	15.0m	2:13.58	59.80s (1)	30.00s (1)
1 LITTLE AUCKLAND	7	16.1m	2:13.67	59.88s (0)	29.88s (0)
2 ROLLING RIVER	8	23.3m	2:14.24	60.77s (0)	30.80s (0)
3 BRISKET	9	54.2m	2:16.67	63.55s (0)	33.45s (0)

Finish Position and metres gained from 800m



Sectionals  
Powered by

## PJ HARNESS ANALYSER

HORSE REPORTS RAW DATA

All your sectional needs

Check us out at [www.pjdata.com.au](http://www.pjdata.com.au) and now on Facebook

The Racing Queensland Board (trading as Racing Queensland) and provider are not responsible for the completeness or accuracy of any of the information contained herein, and makes no representations about its suitability for any purpose.

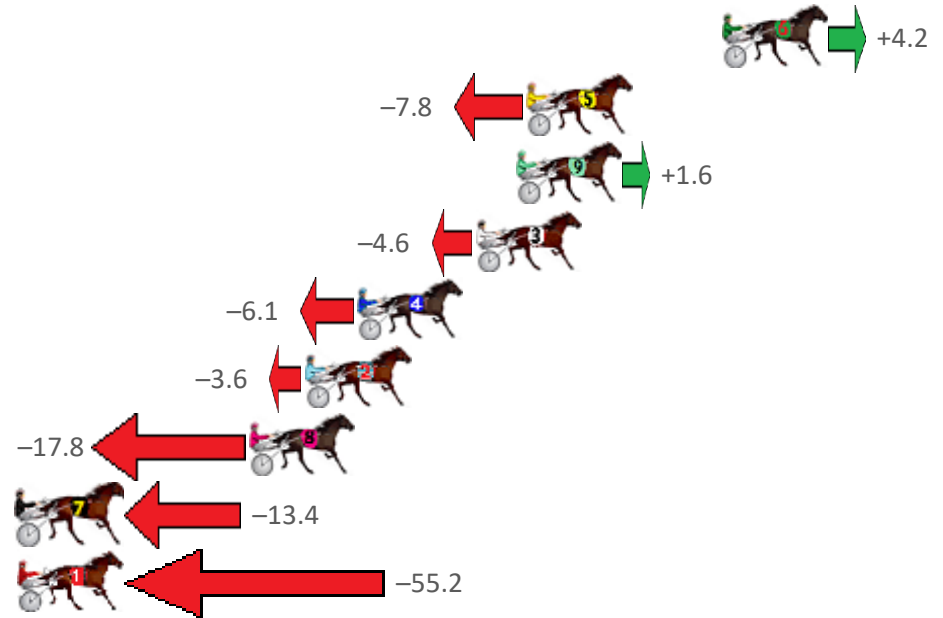
# Redcliffe Race 3 Distance 1780m

Thursday, 4 March 2021

Gross Time: 2:12.30 MileRate: 1:59.60 LeadTime: 11.10s First Qtr: 30.70s Second Qtr: 31.20s Third Qtr: 29.40s Fourth Qtr: 29.90s

No Horse	Plc	Margin	Time	800Time (W)	400 Time (W)
6 FORTYFIVE ROCK	1	0.0m	2:12.30	58.99s (0)	29.57s (0)
5 RAYONG PRINCESS	2	7.8m	2:12.91	59.87s (0)	30.48s (0)
9 MIDNIGHT QUEEN	3	8.2m	2:12.94	59.18s (1)	29.39s (2)
3 WEASEL	4	9.8m	2:13.07	59.64s (1)	29.84s (2)
4 MUSTANG DUDE	5	14.5m	2:13.44	59.75s (0)	30.29s (0)
2 THATS FUNNY	6	16.6m	2:13.60	59.57s (0)	30.05s (0)
8 FAMOUS SHOES	7	18.8m	2:13.77	60.61s (1)	30.78s (1)
7 SAVANNAHS BOY	8	31.4m	2:14.76	60.29s (0)	30.76s (2)
1 GLENCOE REIGN	9	125.2m	2:22.11	63.37s (0)	32.14s (0)

Finish Position and metres gained from 800m



Sectionals  
Powered by

PJ HARNESS ANALYSER

HORSE REPORTS RAW DATA

All your sectional needs

Check us out at [www.pjdata.com.au](http://www.pjdata.com.au) and now on Facebook

The Racing Queensland Board (trading as Racing Queensland) and provider are not responsible for the completeness or accuracy of any of the information contained herein, and makes no representations about its suitability for any purpose.

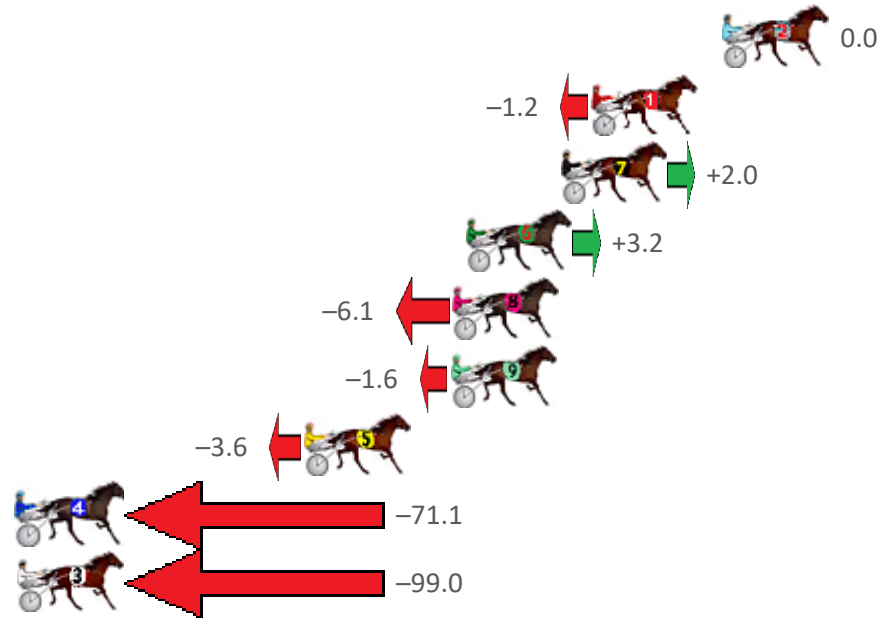
# Redcliffe Race 4 Distance 2040m

Thursday, 4 March 2021

Gross Time: 2:32.80 MileRate: 2:00.50 LeadTime: 31.80s First Qtr: 30.00s Second Qtr: 30.20s Third Qtr: 30.60s Fourth Qtr: 30.20s

No Horse	Plc	Margin	Time	800Time (W)	400 Time (W)
2 IMA BIRUBI BOY	1	0.0m	2:32.80	60.80s (0)	30.20s (0)
1 GHOST GUM	2	5.2m	2:33.21	60.89s (0)	30.25s (0)
7 SHEZ GOT BLING	3	6.4m	2:33.31	60.65s (0)	30.00s (0)
6 MISS CATALINA	4	10.2m	2:33.61	60.56s (1)	29.87s (3)
8 TURN TURN FLYER	5	10.7m	2:33.65	61.26s (1)	30.30s (3)
9 BRILLIANT ART	6	10.8m	2:33.65	60.92s (1)	30.23s (2)
5 REGALIA	7	16.6m	2:34.11	61.07s (0)	30.40s (0)
4 STUDLEIGH WILL	8	93.7m	2:40.21	66.17s (1)	34.98s (0)
3 MAYWYNS HONEY	9	99.4m	2:40.66	68.28s (1)	36.60s (1)

Finish Position and metres gained from 800m



Sectionals  
Powered by

## PJ HARNESS ANALYSER

HORSE REPORTS RAW DATA

All your sectional needs

Check us out at [www.pjdata.com.au](http://www.pjdata.com.au) and now on Facebook

The Racing Queensland Board (trading as Racing Queensland) and provider are not responsible for the completeness or accuracy of any of the information contained herein, and makes no representations about its suitability for any purpose.

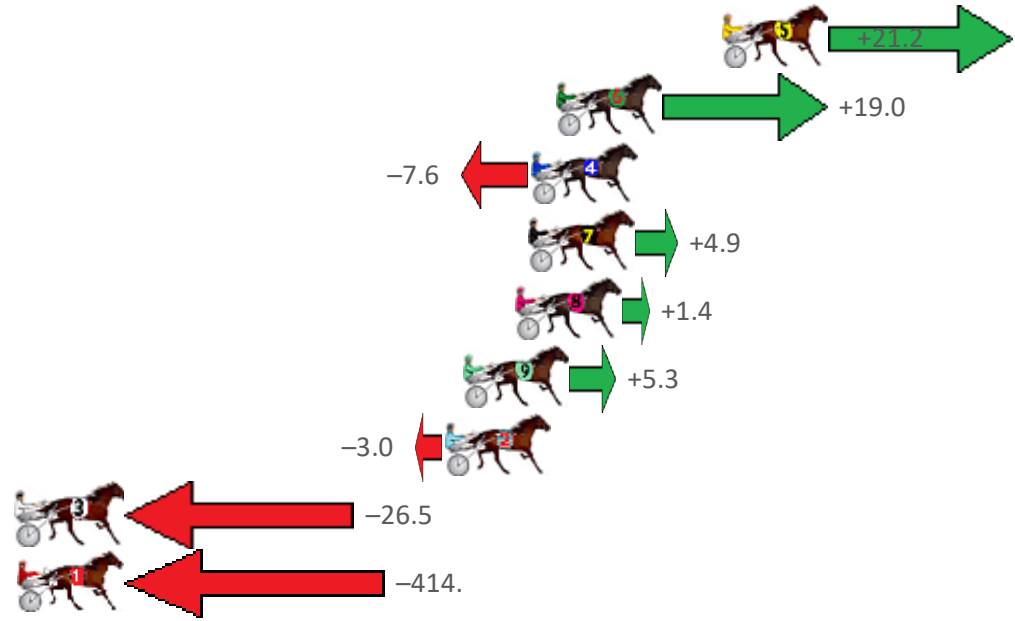
# Redcliffe Race 5 Distance 1780m

Thursday, 4 March 2021

Gross Time: 2:10.70 MileRate: 1:58.20 LeadTime: 11.40s First Qtr: 29.60s Second Qtr: 29.60s Third Qtr: 29.90s Fourth Qtr: 30.20s

No Horse	Plc	Margin	Time	800Time (W)	400 Time (W)
5 MAJOR TRALEE	1	0.0m	2:10.70	58.52s (1)	30.20s (2)
6 COBBLER LANE	2	6.6m	2:11.22	58.68s (1)	30.22s (2)
4 MAKINMEFEELGOOD	3	7.6m	2:11.30	60.67s (1)	30.55s (0)
7 TODAYS HERO	4	7.7m	2:11.31	59.73s (0)	29.43s (1)
8 ROWDYS ACE	5	8.2m	2:11.35	60.00s (1)	30.20s (1)
9 ONYAJANS	6	10.3m	2:11.51	59.70s (1)	29.98s (1)
2 OUR ULTIMATE BONNY	7	11.0m	2:11.57	60.32s (0)	29.63s (0)
3 MISS LILY MAY	8	31.5m	2:13.19	62.08s (1)	32.56s (1)
1 NON PASSARE	9	418.4m	2:43.79	91.09s (0)	60.53s (0)

Finish Position and metres gained from 800m



Sectionals  
Powered by

## PJ HARNESS ANALYSER

HORSE REPORTS RAW DATA

All your sectional needs

Check us out at [www.pjdata.com.au](http://www.pjdata.com.au) and now on Facebook

The Racing Queensland Board (trading as Racing Queensland) and provider are not responsible for the completeness or accuracy of any of the information contained herein, and makes no representations about its suitability for any purpose.

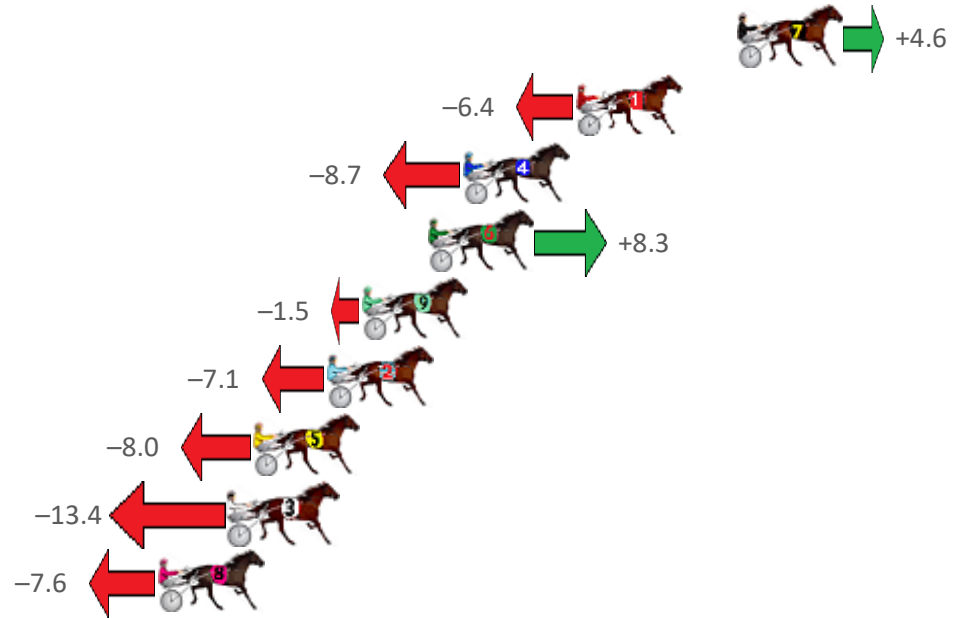
# Redcliffe Race 6 Distance 1780m

Thursday, 4 March 2021

Gross Time: 2:10.20 MileRate: 1:57.70 LeadTime: 11.30s First Qtr: 30.00s Second Qtr: 30.00s Third Qtr: 29.30s Fourth Qtr: 29.60s

No Horse	Plc	Margin	Time	800Time (W)	400 Time (W)
7 ARTISTIC SAINT	1	0.0m	2:10.20	58.56s (0)	29.26s (0)
1 FEEL THE THRILL	2	6.4m	2:10.70	59.37s (0)	30.07s (0)
4 MONTANA FLASH	3	10.9m	2:11.05	59.54s (1)	30.09s (1)
6 SIGNOR JUJON	4	12.3m	2:11.15	58.29s (1)	29.18s (2)
9 DARBY BRIGHTS	5	14.9m	2:11.36	59.01s (0)	29.62s (0)
2 RITCHIE BEE	6	16.3m	2:11.46	59.42s (0)	30.06s (0)
5 HIT THE TRACK	7	19.2m	2:11.69	59.49s (1)	30.45s (2)
3 COUNTRY RUN	8	20.2m	2:11.77	59.88s (1)	30.31s (1)
8 ROCKNROLL PROMISE	9	23.0m	2:11.98	59.46s (1)	30.29s (2)

Finish Position and metres gained from 800m



Sectionals  
Powered by

PJ HARNESS ANALYSER

HORSE REPORTS RAW DATA

All your sectional needs

Check us out at [www.pjdata.com.au](http://www.pjdata.com.au) and now on Facebook

The Racing Queensland Board (trading as Racing Queensland) and provider are not responsible for the completeness or accuracy of any of the information contained herein, and makes no representations about its suitability for any purpose.

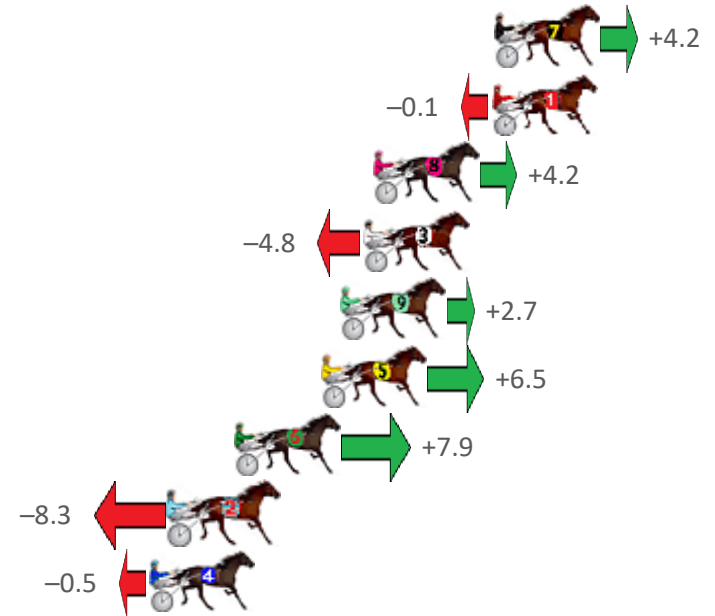
# Redcliffe Race 7 Distance 1780m

Thursday, 4 March 2021

Gross Time: 2:10.40 MileRate: 1:57.90 LeadTime: 11.10s First Qtr: 30.40s Second Qtr: 30.60s Third Qtr: 29.30s Fourth Qtr: 29.00s

No Horse	Plc	Margin	Time	800Time (W)	400 Time (W)
7 MISS MIA	1	0.0m	2:10.40	58.00s (0)	28.68s (0)
1 BUSTN FEELZ GOOD	2	0.1m	2:10.41	58.31s (0)	29.01s (0)
8 SWEET LOMBO	3	4.8m	2:10.77	58.00s (1)	29.13s (2)
3 SUBTLE ADVICE	4	5.2m	2:10.80	58.65s (1)	29.36s (1)
9 MONTANA LAD	5	6.1m	2:10.86	58.10s (0)	28.78s (0)
5 ROBINMEGOOD	6	6.9m	2:10.93	57.83s (1)	28.92s (2)
6 ASHKII	7	10.3m	2:11.18	57.73s (1)	28.85s (2)
2 COURAGEOUS LEO	8	12.9m	2:11.38	58.90s (1)	29.53s (1)
4 MAFFIOSO GIRL	9	13.7m	2:11.44	58.34s (0)	29.15s (1)

Finish Position and metres gained from 800m



Sectionals  
Powered by

## PJ HARNESS ANALYSER

HORSE REPORTS RAW DATA

All your sectional needs

Check us out at [www.pjdata.com.au](http://www.pjdata.com.au) and now on Facebook

The Racing Queensland Board (trading as Racing Queensland) and provider are not responsible for the completeness or accuracy of any of the information contained herein, and makes no representations about its suitability for any purpose.

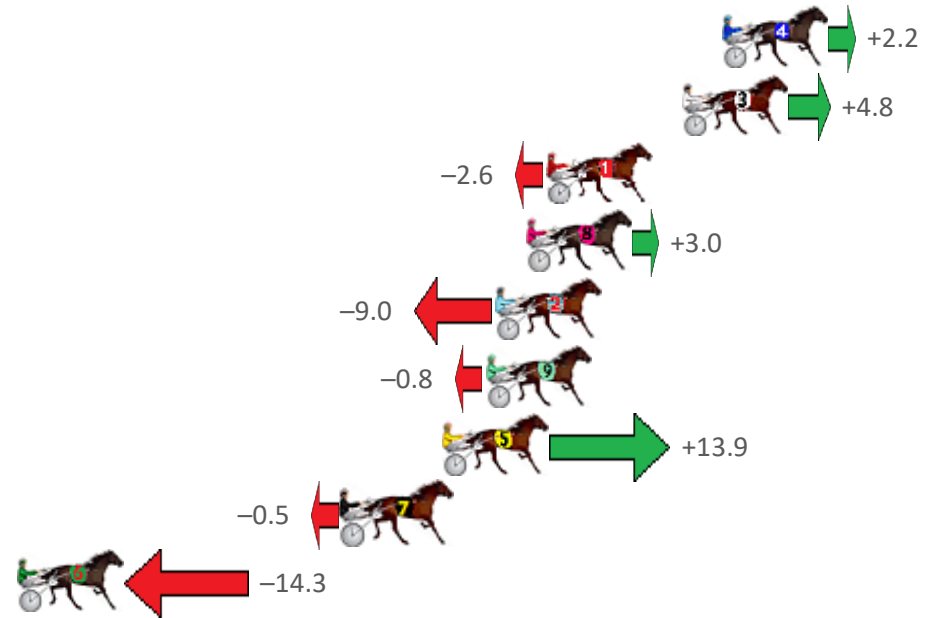
# Redcliffe Race 8 Distance 1780m

Thursday, 4 March 2021

Gross Time: 2:10.70 MileRate: 1:58.20 LeadTime: 11.40s First Qtr: 30.50s Second Qtr: 31.10s Third Qtr: 28.80s Fourth Qtr: 28.90s

No Horse	Plc	Margin	Time	800Time (W)	400 Time (W)
4 TOANUI SPIRIT	1	0.0m	2:10.70	57.54s (1)	28.67s (1)
3 ASHLEE NITRO	2	1.6m	2:10.82	57.36s (1)	28.43s (1)
1 OUR PEPPERJACK	3	7.0m	2:11.23	57.89s (0)	28.94s (0)
8 FORTES IN FIDE	4	7.8m	2:11.29	57.48s (1)	28.57s (1)
2 IMA BEACH BABE	5	9.0m	2:11.38	58.35s (0)	29.55s (0)
9 PACIFIC COIN	6	9.4m	2:11.41	57.76s (0)	28.71s (0)
5 TRUNKEY DIGGER	7	11.1m	2:11.54	56.70s (1)	28.42s (1)
7 ROUSEY	8	15.1m	2:11.85	57.74s (2)	29.53s (2)
6 SONNY SAVEAO	9	33.9m	2:13.27	58.73s (1)	30.47s (2)

Finish Position and metres gained from 800m



Sectionals  
Powered by

PJ

HARNESS ANALYSER

HORSE REPORTS      RAW DATA

All your sectional needs

Check us out at [www.pjdata.com.au](http://www.pjdata.com.au) and now on Facebook

The Racing Queensland Board (trading as Racing Queensland) and provider are not responsible for the completeness or accuracy of any of the information contained herein, and makes no representations about its suitability for any purpose.



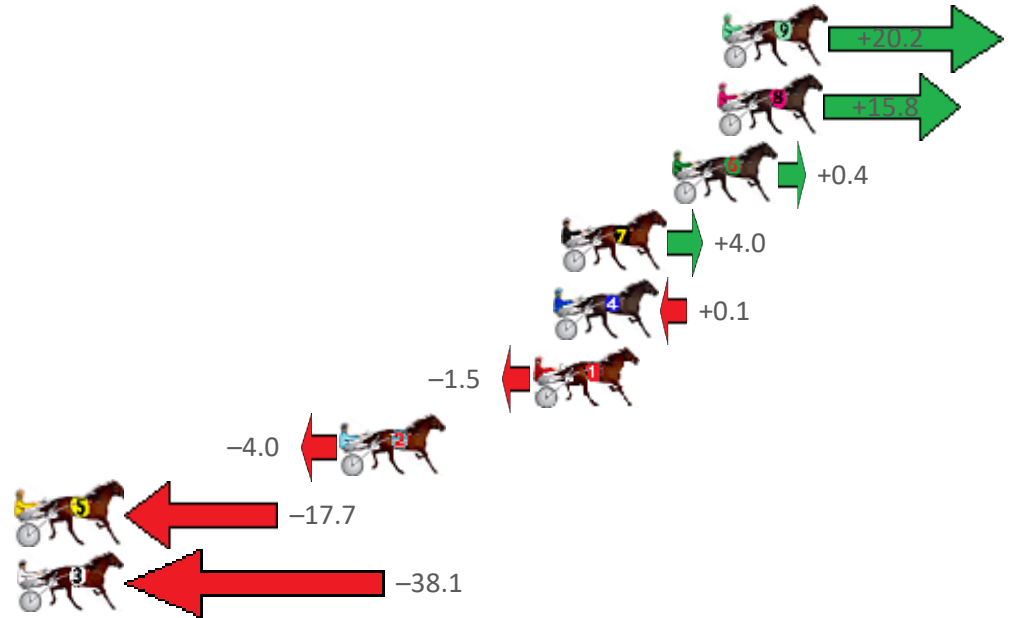
# Redcliffe Race 9 Distance 2040m

Thursday, 4 March 2021

Gross Time: 2:31.00 MileRate: 1:59.10 LeadTime: 29.70s First Qtr: 31.20s Second Qtr: 30.90s Third Qtr: 29.70s Fourth Qtr: 29.50s

No Horse	Plc	Margin	Time	800Time (W)	400 Time (W)
9 ARTHUR LOWE	1	0.0m	2:31.00	57.71s (1)	28.93s (3)
8 GODDESS JUJON	2	0.2m	2:31.02	58.04s (1)	29.28s (3)
6 SQUIRE	3	2.0m	2:31.15	59.17s (1)	29.65s (0)
7 ELMS CREEK	4	6.4m	2:31.49	58.91s (0)	29.29s (0)
4 SABRAGE	5	6.7m	2:31.52	59.19s (1)	29.95s (1)
1 DYNAMIC BROMAC	6	7.5m	2:31.58	59.31s (0)	29.65s (1)
2 KETUT	7	15.2m	2:32.18	59.49s (1)	30.19s (2)
5 UNASSUMING CHAMP	8	33.9m	2:33.62	60.50s (0)	31.06s (1)
3 HEREUX HOMME	9	38.1m	2:33.95	62.00s (0)	31.96s (0)

Finish Position and metres gained from 800m



Sectionals  
Powered by

## PJ HARNESS ANALYSER

HORSE REPORTS RAW DATA

All your sectional needs

Check us out at [www.pjdata.com.au](http://www.pjdata.com.au) and now on Facebook

The Racing Queensland Board (trading as Racing Queensland) and provider are not responsible for the completeness or accuracy of any of the information contained herein, and makes no representations about its suitability for any purpose.

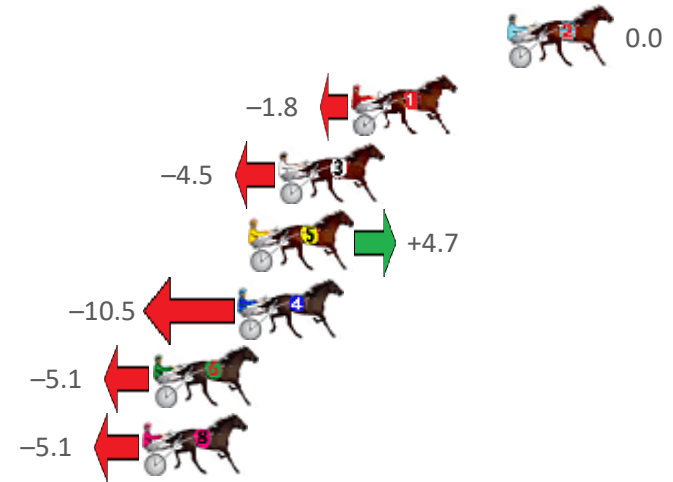
# Redcliffe Race 10 Distance 2040m

Thursday, 4 March 2021

Gross Time: 2:30.60    MileRate: 1:58.80    LeadTime: 32.50s    First Qtr: 30.80s    Second Qtr: 30.10s    Third Qtr: 28.60s    Fourth Qtr: 28.60s

No Horse	Plc	Margin	Time	800Time (W)	400 Time (W)
2 THERESACHANCE	1	0.0m	2:30.60	57.20s (0)	28.60s (0)
1 GETALOADATHISGIRL	2	6.2m	2:31.07	57.33s (0)	28.71s (0)
3 SABREUR	3	9.1m	2:31.28	57.52s (1)	28.89s (2)
5 WICKED AZZ	4	10.3m	2:31.37	56.87s (1)	28.35s (1)
4 MONTEREY JACK	5	10.7m	2:31.40	57.95s (1)	29.26s (1)
6 CONVAIR HUSTLER	6	14.1m	2:31.66	57.56s (0)	28.93s (0)
8 BLACKJACK BART	7	14.5m	2:31.69	57.56s (1)	28.95s (1)

Finish Position and metres gained from 800m



Sectionals  
Powered by

PJ HARNESS ANALYSER

HORSE REPORTS      RAW DATA

All your sectional needs

Check us out at [www.pjdata.com.au](http://www.pjdata.com.au) and now on Facebook

The Racing Queensland Board (trading as Racing Queensland) and provider are not responsible for the completeness or accuracy of any of the information contained herein, and makes no representations about its suitability for any purpose.