


Albion Park Race 1 Distance 1660m

Friday, 19 February 2021

Gross Time: 1:59.60 MileRate: 1:56.00 LeadTime: 3.40s First Qtr: 28.50s Second Qtr: 29.20s Third Qtr: 28.60s Fourth Qtr: 29.90s

No Horse	Plc	Margin	Time	800Time (W)	400 Time (W)
8 BEE GEES BEST	1	0.0m	1:59.60	58.19s (0)	29.59s (0)
9 KETTERING GIRL	2	0.5m	1:59.64	57.93s (0)	29.30s (0)
1 PEGGY STARDUST	3	2.3m	1:59.78	58.67s (0)	30.07s (0)
7 DESPONDENT	4	8.8m	2:00.29	57.39s (1)	29.81s (2)
6 AYE AYE CAPTAIN	5	10.1m	2:00.39	58.93s (1)	30.50s (1)
5 CHAINLINC	6	10.8m	2:00.45	58.67s (1)	30.38s (2)
4 BETTOR WATCH HIM	7	12.8m	2:00.60	58.47s (1)	30.33s (1)
10 TANCALTRA LIS	8	16.8m	2:00.92	58.73s (0)	30.15s (0)
3 MODERNDAY FALCON	9	17.3m	2:00.96	58.45s (0)	29.85s (0)
2 HIGHMORALGROUND	10	17.7m	2:00.99	58.36s (1)	30.15s (1)

Finish Position and metres gained from 800m



Sectionals
Powered by



Find out about our horse reports

Comprehensive sectional reports on any horse in Australia
Perfect if you are buying, selling or own a Standard Bred

50% off
in February

Check us out at www.pjdata.com.au and now on Facebook




The Racing Queensland Board (trading as Racing Queensland) and provider are not responsible for the completeness or accuracy of any of the information contained herein, and makes no representations about its suitability for any purpose.

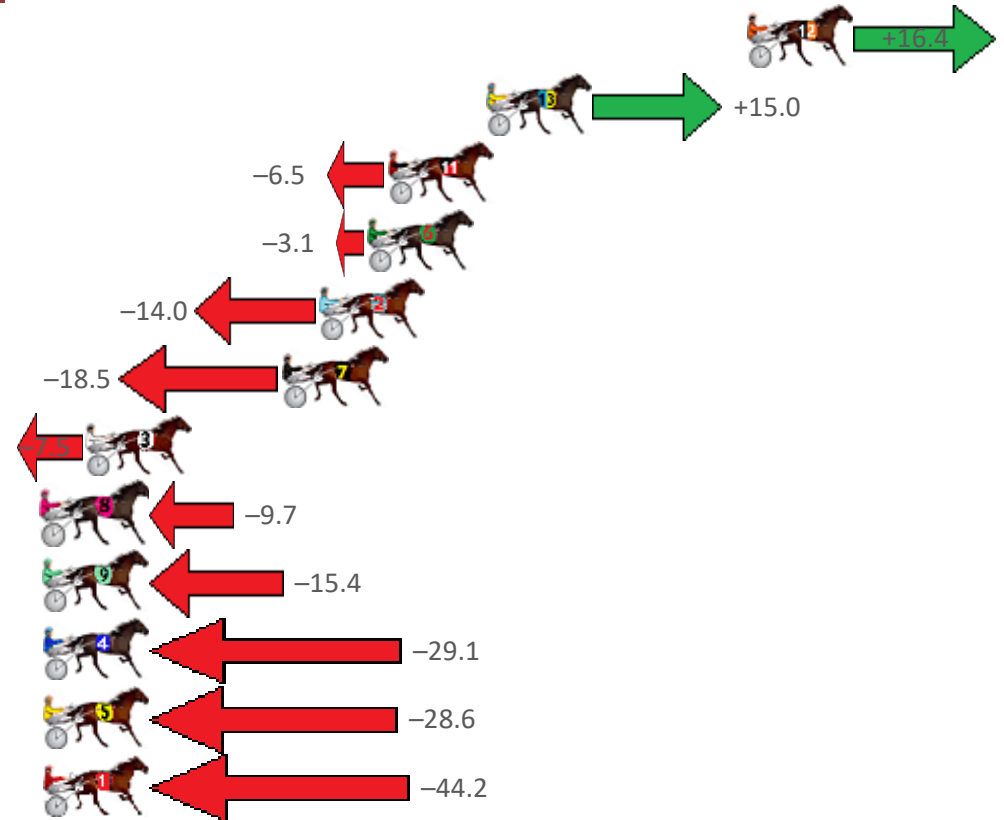
Albion Park Race 2 Distance 2138m

Friday, 19 February 2021

Gross Time: 2:42.90 MileRate: 2:01.50 LeadTime: 41.50s First Qtr: 30.80s Second Qtr: 30.90s Third Qtr: 30.00s Fourth Qtr: 29.70s

No Horse	Plc	Margin	Time	800Time (W)	400 Time (W)
12 ORLANDO JOLT	1	0.0m	2:42.90	58.48s (1)	28.87s (2)
13 IM THE COMMANDO	2	10.4m	2:43.71	58.59s (1)	29.21s (2)
11 MELPARK MAGIC	3	14.3m	2:44.01	60.18s (1)	30.39s (1)
6 CHASING GREAT	4	15.1m	2:44.08	59.93s (1)	30.30s (2)
2 SPIDERS DEVIL	5	17.0m	2:44.22	60.74s (1)	30.94s (1)
7 THE REAPER	6	18.5m	2:44.34	61.07s (0)	31.07s (0)
3 KRAZE	7	26.3m	2:44.95	60.26s (0)	30.36s (3)
8 EYRE I GO	8	33.3m	2:45.49	60.42s (0)	31.01s (1)
9 I ASKED NICELY	9	36.2m	2:45.72	60.84s (1)	31.66s (1)
4 MAJESTIC TIME	10	38.9m	2:45.93	61.86s (0)	31.57s (0)
5 ROCKET NOVA	11	43.2m	2:46.26	61.82s (0)	31.46s (0)
1 DAY TOURER	12	49.8m	2:46.78	62.98s (0)	32.70s (0)

Finish Position and metres gained from 800m



Sectionals
Powered by

Find out about our horse reports

Comprehensive sectional reports on any horse in Australia
Perfect if you are buying, selling or own a Standard Bred

50% off
in February

Check us out at www.pjdata.com.au and now on Facebook

The Racing Queensland Board (trading as Racing Queensland) and provider are not responsible for the completeness or accuracy of any of the information contained herein, and makes no representations about its suitability for any purpose.

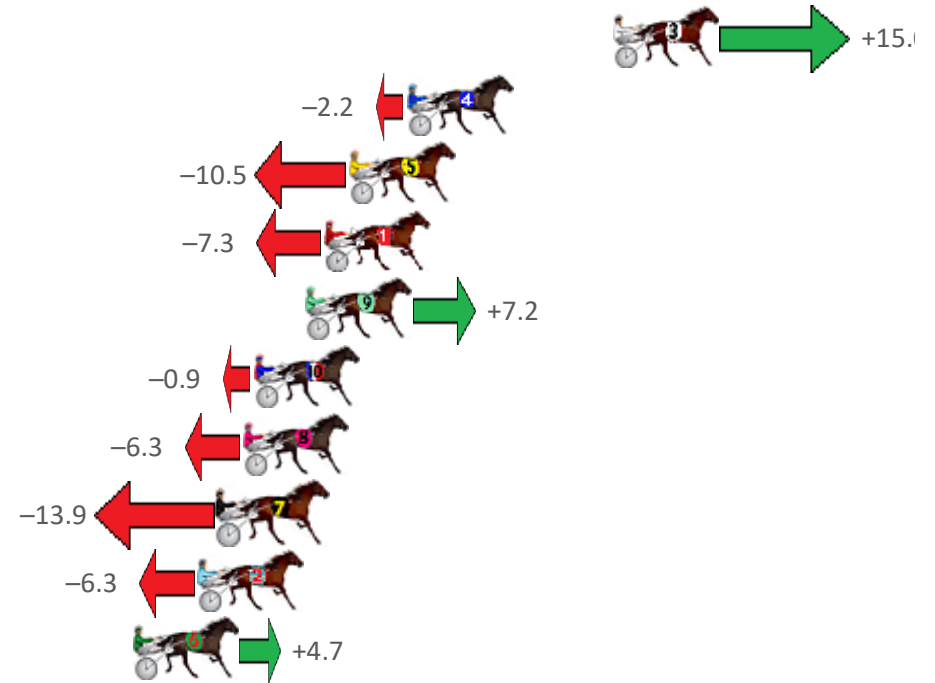
Albion Park Race 3 Distance 1660m

Friday, 19 February 2021

Gross Time: 1:59.40 MileRate: 1:55.80 LeadTime: 3.50s First Qtr: 26.90s Second Qtr: 31.30s Third Qtr: 29.10s Fourth Qtr: 28.60s

No Horse	Plc	Margin	Time	800Time (W)	400 Time (W)
3 CALL ME TRISH	1	0.0m	1:59.40	56.62s (1)	28.54s (2)
4 BUSTN FEELZ GOOD	2	8.2m	2:00.02	57.86s (1)	28.86s (1)
5 DONNY JONES	3	10.5m	2:00.19	58.45s (0)	29.30s (0)
1 WHERES TASCOTT	4	11.5m	2:00.26	58.22s (0)	29.05s (0)
9 ARTS PEREGRINE	5	12.2m	2:00.32	57.18s (1)	28.86s (2)
10 GLENEAGLE WARRIOR	6	14.3m	2:00.47	57.76s (0)	28.68s (1)
8 ONYA DOUG	7	14.7m	2:00.50	58.15s (0)	28.98s (0)
7 MACHIN OUT	8	15.7m	2:00.58	58.70s (1)	29.72s (1)
2 JOVIAL JULIE	9	16.5m	2:00.64	58.15s (1)	29.12s (1)
6 CIRCLE LINE	10	19.1m	2:00.83	57.36s (1)	28.83s (2)

Finish Position and metres gained from 800m



Sectionals
Powered by



Find out about our horse reports

Comprehensive sectional reports on any horse in Australia
Perfect if you are buying, selling or own a Standard Bred

50% off
in February

Check us out at www.pjdata.com.au and now on Facebook




The Racing Queensland Board (trading as Racing Queensland) and provider are not responsible for the completeness or accuracy of any of the information contained herein, and makes no representations about its suitability for any purpose.


Albion Park Race 4 Distance 2138m

Friday, 19 February 2021

Gross Time: 2:43.10 MileRate: 2:02.80 LeadTime: 42.30s First Qtr: 31.50s Second Qtr: 31.70s Third Qtr: 28.40s Fourth Qtr: 29.20s

No Horse	Plc	Margin	Time	800Time (W)	400 Time (W)
3 UNKNOWN SON	1	0.0m	2:43.10	56.48s (1)	28.30s (2)
9 ONE NIGHT OUT	2	5.1m	2:43.49	57.13s (1)	28.97s (2)
1 DOWN UNDER RORS	3	10.8m	2:43.93	58.03s (0)	29.53s (0)
13 ALADDIN SANE	4	14.7m	2:44.23	56.83s (2)	28.90s (2)
8 JANSSON	5	16.8m	2:44.39	58.30s (1)	29.93s (1)
11 HAVANA MAGIC	6	18.5m	2:44.52	57.94s (0)	29.41s (0)
2 STEVES STAR	7	19.4m	2:44.59	58.34s (0)	29.82s (0)
10 AVEROSS DON	8	19.5m	2:44.59	57.52s (1)	29.54s (1)
4 HELLO JOLENE JOLENE	9	23.5m	2:44.90	57.98s (0)	29.27s (0)
12 HEART OF CHANGE	10	25.4m	2:45.05	57.61s (1)	29.13s (1)
5 MISS MAIA	11	61.4m	2:47.80	60.13s (0)	30.36s (0)
6 SHEGOTSASS	12	61.6m	2:47.82	59.85s (1)	31.20s (0)
7 VAN SANK	13	94.7m	2:50.35	64.38s (0)	36.07s (0)

Finish Position and metres gained from 800m



Sectionals
Powered by

Find out about our horse reports

Comprehensive sectional reports on any horse in Australia
Perfect if you are buying, selling or own a Standard Bred

50% off
in February

Check us out at www.pjdata.com.au and now on Facebook

The Racing Queensland Board (trading as Racing Queensland) and provider are not responsible for the completeness or accuracy of any of the information contained herein, and makes no representations about its suitability for any purpose.

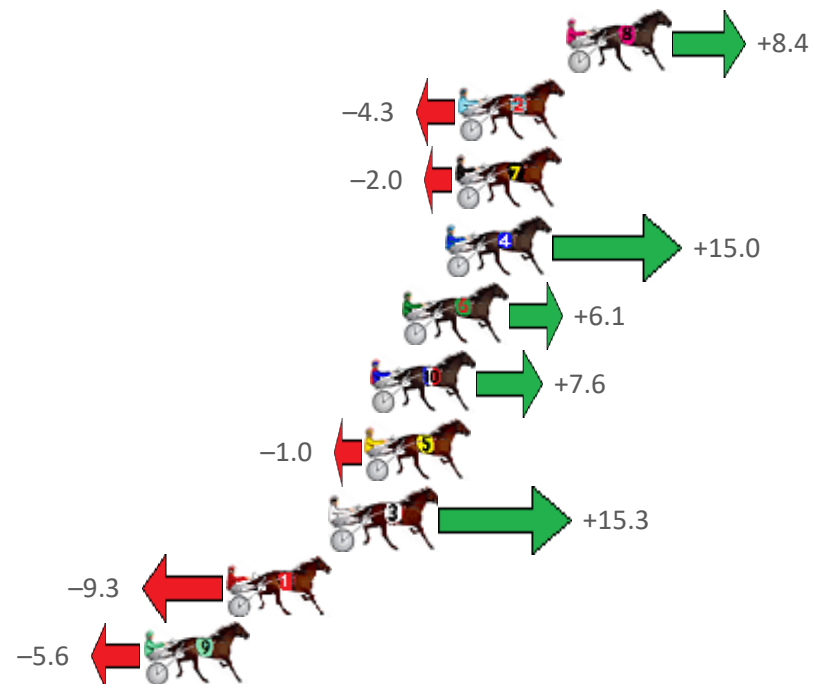
Albion Park Race 5 Distance 1660m

Friday, 19 February 2021

Gross Time: 1:58.40 MileRate: 1:54.80 LeadTime: 3.40s First Qtr: 27.40s Second Qtr: 30.50s Third Qtr: 28.60s Fourth Qtr: 28.50s

No Horse	Plc	Margin	Time	800Time (W)	400 Time (W)
8 OHOKA JIMMY	1	0.0m	1:58.40	56.50s (0)	27.78s (0)
2 WICKED AZZ	2	4.3m	1:58.72	57.41s (0)	28.80s (0)
7 DAPPER	3	4.4m	1:58.73	57.24s (1)	28.73s (1)
4 SWEET AS	4	4.8m	1:58.76	56.04s (1)	27.47s (1)
6 BET IM SPECIAL	5	6.5m	1:58.89	56.67s (0)	27.94s (0)
10 AMILLION PROMISES	6	7.8m	1:58.98	56.56s (1)	28.00s (1)
5 BLUE IVY	7	8.0m	1:59.00	57.17s (1)	28.64s (1)
3 HARPAGUS	8	9.3m	1:59.10	56.01s (1)	27.46s (1)
1 COLOMBIAN GOLD	9	13.5m	1:59.41	57.76s (0)	29.03s (0)
9 TACT BESS	10	16.8m	1:59.66	57.50s (1)	28.94s (1)

Finish Position and metres gained from 800m



Sectionals
Powered by

Find out about our horse reports

Comprehensive sectional reports on any horse in Australia
Perfect if you are buying, selling or own a StandardBred

**50% off
in February**

Check us out at www.pjdata.com.au and now on Facebook

The Racing Queensland Board (trading as Racing Queensland) and provider are not responsible for the completeness or accuracy of any of the information contained herein, and makes no representations about its suitability for any purpose.

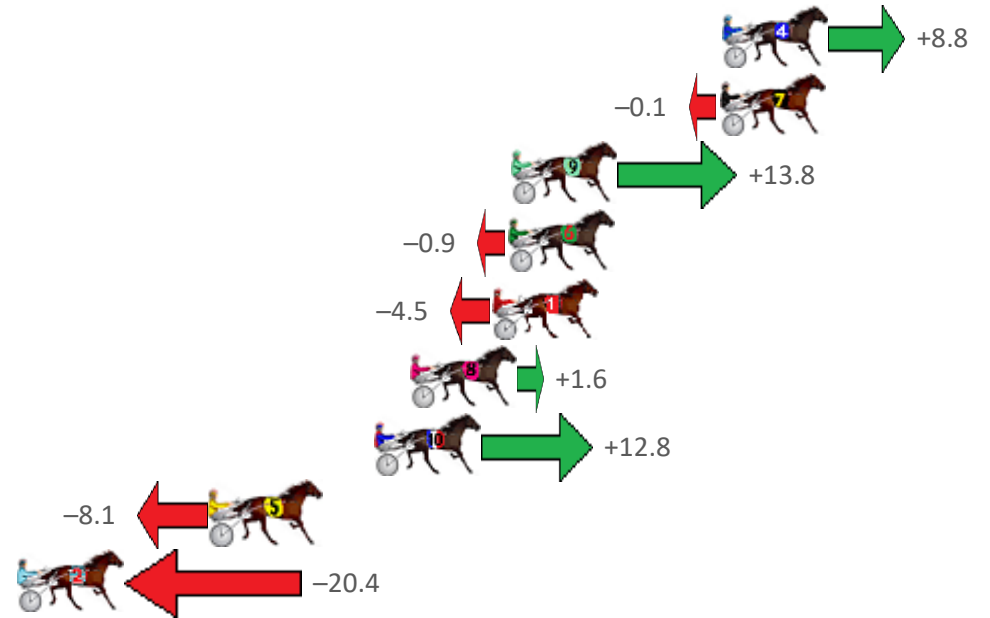
Albion Park Race 6 Distance 1660m

Friday, 19 February 2021

Gross Time: 1:58.50 MileRate: 1:54.90 LeadTime: 3.40s First Qtr: 26.60s Second Qtr: 30.70s Third Qtr: 28.90s Fourth Qtr: 28.90s

No Horse	Plc	Margin	Time	800Time (W)	400 Time (W)
4 OUR ULTIMATE HANNA	1	0.0m	1:58.50	57.17s (0)	28.30s (0)
7 COOL AND CALCULATIN	2	0.1m	1:58.51	57.81s (0)	28.91s (0)
9 GOJOE	3	8.4m	1:59.14	56.81s (1)	28.24s (0)
6 FEEL THE THUNDER	4	8.5m	1:59.14	57.86s (1)	29.30s (1)
1 NICKS PICK	5	9.1m	1:59.19	58.12s (0)	29.25s (0)
8 MYKINDOFFEELING	6	12.4m	1:59.44	57.69s (0)	28.83s (0)
10 CROWN MOJO	7	13.8m	1:59.55	56.88s (1)	28.56s (1)
5 MAJOR TRALEE	8	20.3m	2:00.04	58.38s (1)	29.78s (1)
2 EULO FLYER	9	37.4m	2:01.34	59.27s (1)	30.55s (1)

Finish Position and metres gained from 800m



Sectionals
Powered by

Find out about our horse reports

Comprehensive sectional reports on any horse in Australia
Perfect if you are buying, selling or own a Standard Bred

**50% off
in February**

Check us out at www.pjdata.com.au and now on Facebook

The Racing Queensland Board (trading as Racing Queensland) and provider are not responsible for the completeness or accuracy of any of the information contained herein, and makes no representations about its suitability for any purpose.

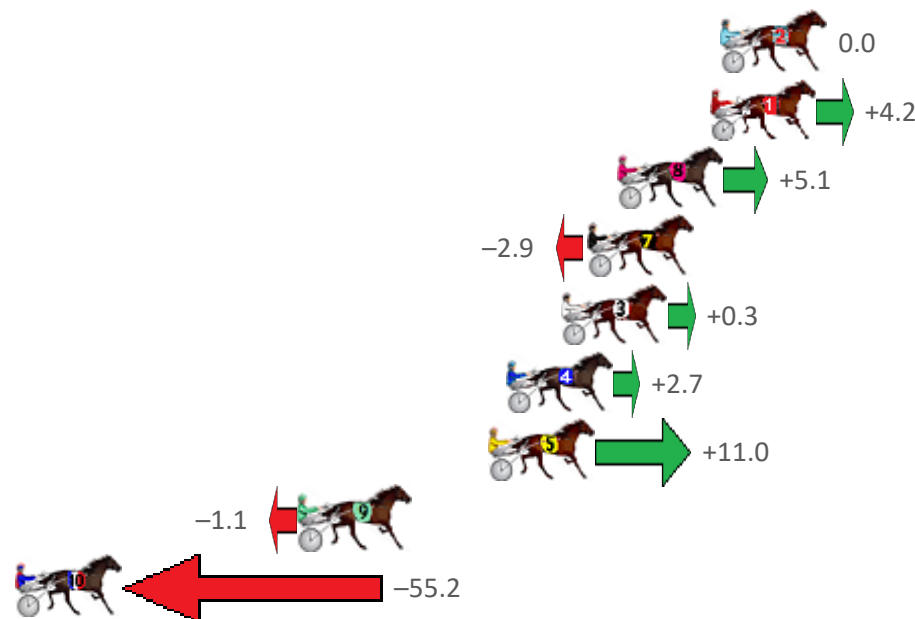
Albion Park Race 7 Distance 2138m

Friday, 19 February 2021

Gross Time: 2:33.90 MileRate: 1:55.80 LeadTime: 36.90s First Qtr: 30.40s Second Qtr: 29.30s Third Qtr: 28.40s Fourth Qtr: 28.90s

No Horse	Plc	Margin	Time	800Time (W)	400 Time (W)
2 DOUBLE OR NOTHING	1	0.0m	2:33.90	57.30s (0)	28.90s (0)
1 OUR BONDI BEACH	2	0.4m	2:33.93	57.00s (0)	28.61s (0)
8 BEE GEES BANDIT	3	4.1m	2:34.21	56.94s (0)	28.55s (0)
7 KINGOFTHESTARS	4	5.3m	2:34.30	57.51s (1)	29.05s (1)
3 LUCKY UNLUCKY	5	6.3m	2:34.38	57.28s (1)	29.04s (2)
4 FEEL THE REIGN	6	8.5m	2:34.54	57.11s (1)	28.95s (1)
5 HEZA BROMAC	7	9.2m	2:34.60	56.52s (1)	28.64s (1)
9 CAPTAIN KIRK	8	16.7m	2:35.17	57.38s (1)	29.44s (2)
10 GRINVIL	9	69.6m	2:39.18	61.23s (0)	32.65s (0)

Finish Position and metres gained from 800m



Sectionals
Powered by

Find out about our horse reports

Comprehensive sectional reports on any horse in Australia
Perfect if you are buying, selling or own a StandardBred

50% off
in February

Check us out at www.pjdata.com.au and now on Facebook

The Racing Queensland Board (trading as Racing Queensland) and provider are not responsible for the completeness or accuracy of any of the information contained herein, and makes no representations about its suitability for any purpose.

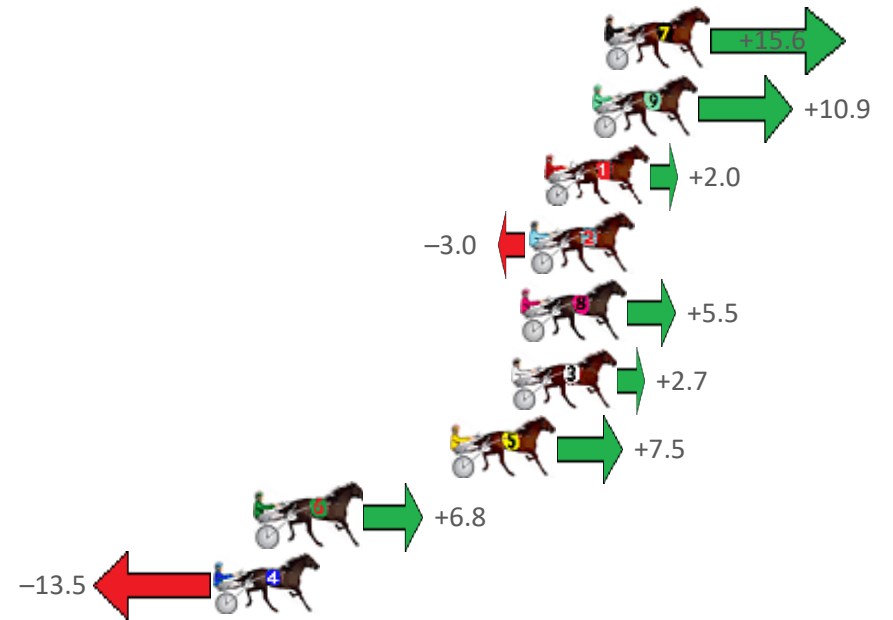
Albion Park Race 8 Distance 2138m

Friday, 19 February 2021

Gross Time: 2:35.60 MileRate: 1:57.10 LeadTime: 37.10s First Qtr: 29.60s Second Qtr: 31.40s Third Qtr: 28.20s Fourth Qtr: 29.30s

No Horse	Plc	Margin	Time	800Time (W)	400 Time (W)
7 COPPERFIELD	1	0.0m	2:35.60	56.39s (1)	28.72s (2)
9 TEARAWAY DIAMOND	2	0.5m	2:35.64	56.72s (1)	28.86s (3)
1 SUGARKANE	3	2.4m	2:35.78	57.36s (0)	29.17s (0)
2 KIAMASROSIE	4	3.0m	2:35.83	57.71s (0)	29.52s (0)
8 GOLIGHTLY	5	3.3m	2:35.85	57.11s (0)	28.90s (0)
3 ROYAL OBSESSION	6	3.7m	2:35.88	57.31s (1)	29.28s (2)
5 IN THE PAPER	7	6.1m	2:36.07	56.96s (0)	29.16s (1)
6 GASMONKEY	8	13.8m	2:36.66	57.01s (1)	29.24s (1)
4 SPRINGFIELD SPIRIT	9	15.5m	2:36.79	58.46s (1)	30.15s (1)

Finish Position and metres gained from 800m



Sectionals
Powered by



Find out about our horse reports

Comprehensive sectional reports on any horse in Australia
Perfect if you are buying, selling or own a StandardBred

50% off
in February

Check us out at www.pjdata.com.au and now on Facebook




The Racing Queensland Board (trading as Racing Queensland) and provider are not responsible for the completeness or accuracy of any of the information contained herein, and makes no representations about its suitability for any purpose.


Albion Park Race 9 Distance 1660m

Friday, 19 February 2021

Gross Time: 2:00.70 MileRate: 1:57.10 LeadTime: 3.40s First Qtr: 28.50s Second Qtr: 31.00s Third Qtr: 28.60s Fourth Qtr: 29.20s

No Horse	Plc	Margin	Time	800Time (W)	400 Time (W)
2 GOALKICKER	1	0.0m	2:00.70	57.80s (0)	29.20s (0)
10 RUNFORTHROSES	2	3.2m	2:00.95	56.88s (1)	28.56s (2)
4 CHEESANDKISSES	3	4.0m	2:01.01	57.57s (1)	29.10s (1)
5 GOPATI	4	5.4m	2:01.11	58.04s (1)	29.50s (1)
1 TYPHOON TORQUE	5	6.9m	2:01.23	57.97s (0)	29.34s (0)
7 SUN SAFE	6	13.1m	2:01.70	57.28s (1)	29.27s (1)
9 APACHE WHITESOX	7	15.3m	2:01.87	58.08s (1)	29.80s (2)
8 AN ALLIANCE	8	19.9m	2:02.22	58.60s (0)	29.90s (0)

Finish Position and metres gained from 800m



Sectionals
Powered by

Find out about our horse reports

Comprehensive sectional reports on any horse in Australia
Perfect if you are buying, selling or own a Standard Bred

50% off
in February

Check us out at www.pjdata.com.au and now on Facebook

The Racing Queensland Board (trading as Racing Queensland) and provider are not responsible for the completeness or accuracy of any of the information contained herein, and makes no representations about its suitability for any purpose.